THIS DRAWING IS UNPUBLISHED. RELEASED FOR PUBLICATION 20
© COPYRIGHT 20 BY - ALL RIGHTS RESERVED.

REVISIONS

P	LTR	DESCRIPTION	DATE	DWN	APVD
	D1	ECR-14-003059	11MAR2014	TB	PKE

NOTES:

1. FOR LENGTH "L" SEE DASHNUMBER TABLE
2. TEXT ON LABEL, SEE SPEC 118-19330 AND DASHNUMBER TABLE
3. ASSEMBLIES MUST BE TESTED ELECTRICALLY ON HIPOT AND CONTINUITY INSULATION RESISTANCE >20 MOhm AT 500V, 1Sec
4. FOR CUTTING LENGTH "B" SEE DASHNUMBER TABLE
5. STRIPLENGTH OUTER JACKET
6. CABLE PREPARATION ACCORDING 118-19354
7. SOLDER WIRE ITEM 9 TO COPPER TAPE AND CONNECT ACCORDING WIRING SCHEME (2 x 30 mm)
8. TORQUE FOR SCREWS STRAIN RELIEF 50Ncm
9. AT SIDE A AND B POS 3 IS CONNECTED WITH POS 10 AND POS 7 IS CONNECTED WITH POS 14.
10. OBSOLETE PARTS: OBSOLETE CIS STREAMLINING PER D.RENAUD/D.SINISI

	CUSTOMER PARTNUMBER	CUTTING "B" LENGTH (mm) 4	LENGTH "L" (mm) 1	TE PARTNUMBER
	S30267-Z88-A10-6	1070	1000±10	1652386-1
	S30267-Z88-A100-6	10070	10000±50	1652386-2
	S30267-Z88-A120-6	12070	12000±75	1652386-3
OBSOLETE	S30267-Z88-A140-6	14070	14000±75	1652386-4
10	S30267-Z88-A160-6	16070	16000±100	1652386-5

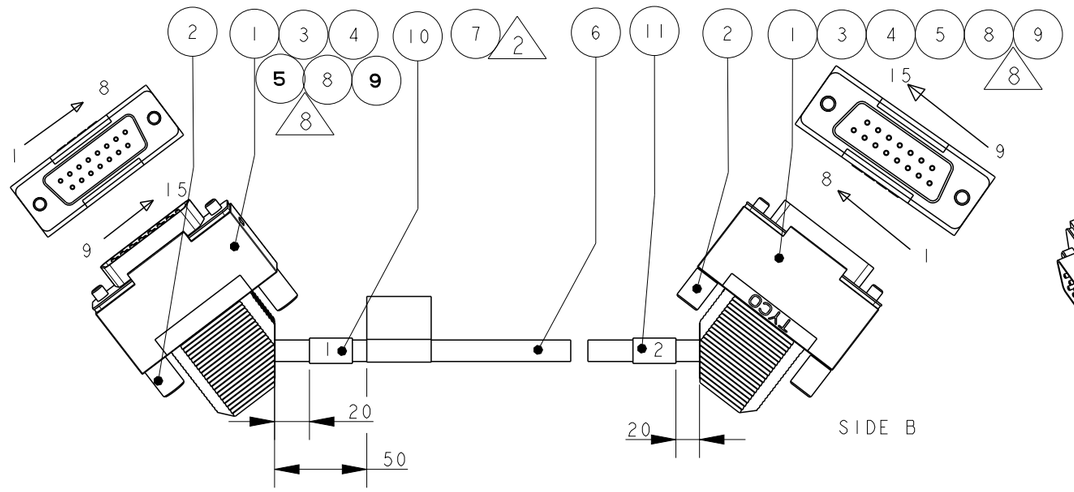

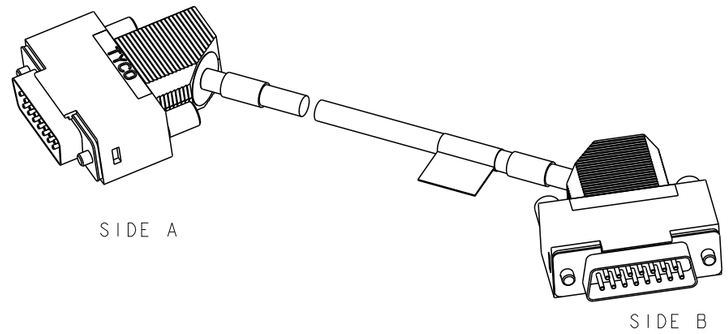

WIRING SCHEME

SIDE A	COLOR	SIDE B
9	WHITE/BLUE	15
1	BLUE/WHITE	8
15	WHITE/ORANGE	9
8	ORANGE/WHITE	1
3->10		3->10
7->14		7->14
	SIDE A	
COVER	BRAID	COVER
12	GROUND WIRE	12

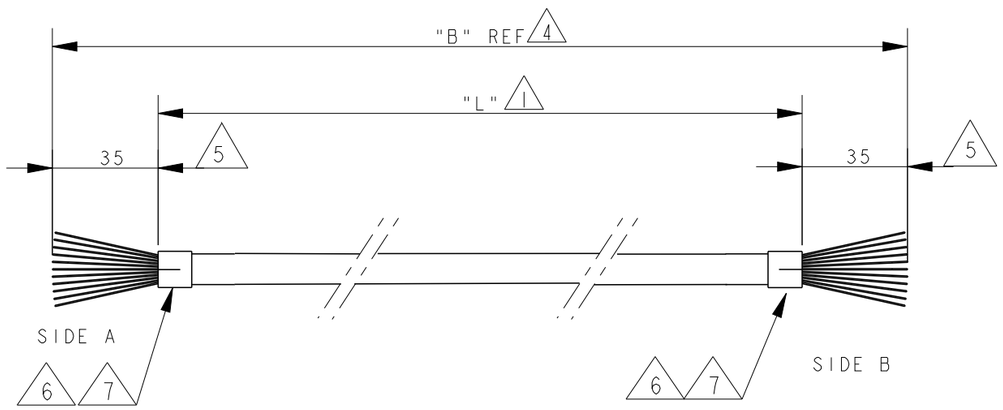

ITEM	SIEMENS PN	DESCRIPTION	QTY
11	C39322-Z1-C32	LABEL TEXT "2"	1
10	C39322-Z1-C31	LABEL TEXT "1"	1
9	V45562-G106-A	26AWG WIRE	AR
8	1245-9mm	COPPER FOIL KNURLED 12mm	AR
7	H60403-0204-K1	LABEL, 55mm WIDTH	AR
6	V32601-Z202-M405	CABLE 2X2X0.09 BRAIDED	AR
5	V42254-A6209-L1	SLEEVE	2
4	C39334-Z7073-C15	CRIMP PIN CONT. 28-24AWG	18
3	C39334-Z7057-C3	15 POS. HD20 CONNECTOR	2
2	V42254-A112-V9	COLAR HEAD SCREW	4
1	V42254-A6000-G115	D-SUB HOUSING	2

THIS DRAWING IS A CONTROLLED DOCUMENT.

DIMENSIONS: mm

TOLERANCES UNLESS OTHERWISE SPECIFIED:
0 PLC ±0.2
1 PLC ±0.1
2 PLC ±0.025
3 PLC ±0.005
4 PLC ±0.001
ANGLES ±0° 30"

MATERIAL - -

FINISH - -

DWN -
CHK V.VISWANATH 01-07-03
APVD TOM VISSERS 04-07-03
PRODUCT SPEC -
APPLICATION SPEC -
WEIGHT -

TE Connectivity

NAME 15 POS HD20 CABLE ASSEMBLY
- -

SIZE	CAGE CODE	DRAWING NO	RESTRICTED TO
A3	-	C-1652386	-

Customer Drawing | SCALE 7:10 | SHEET 1 OF 1 | REV D1