
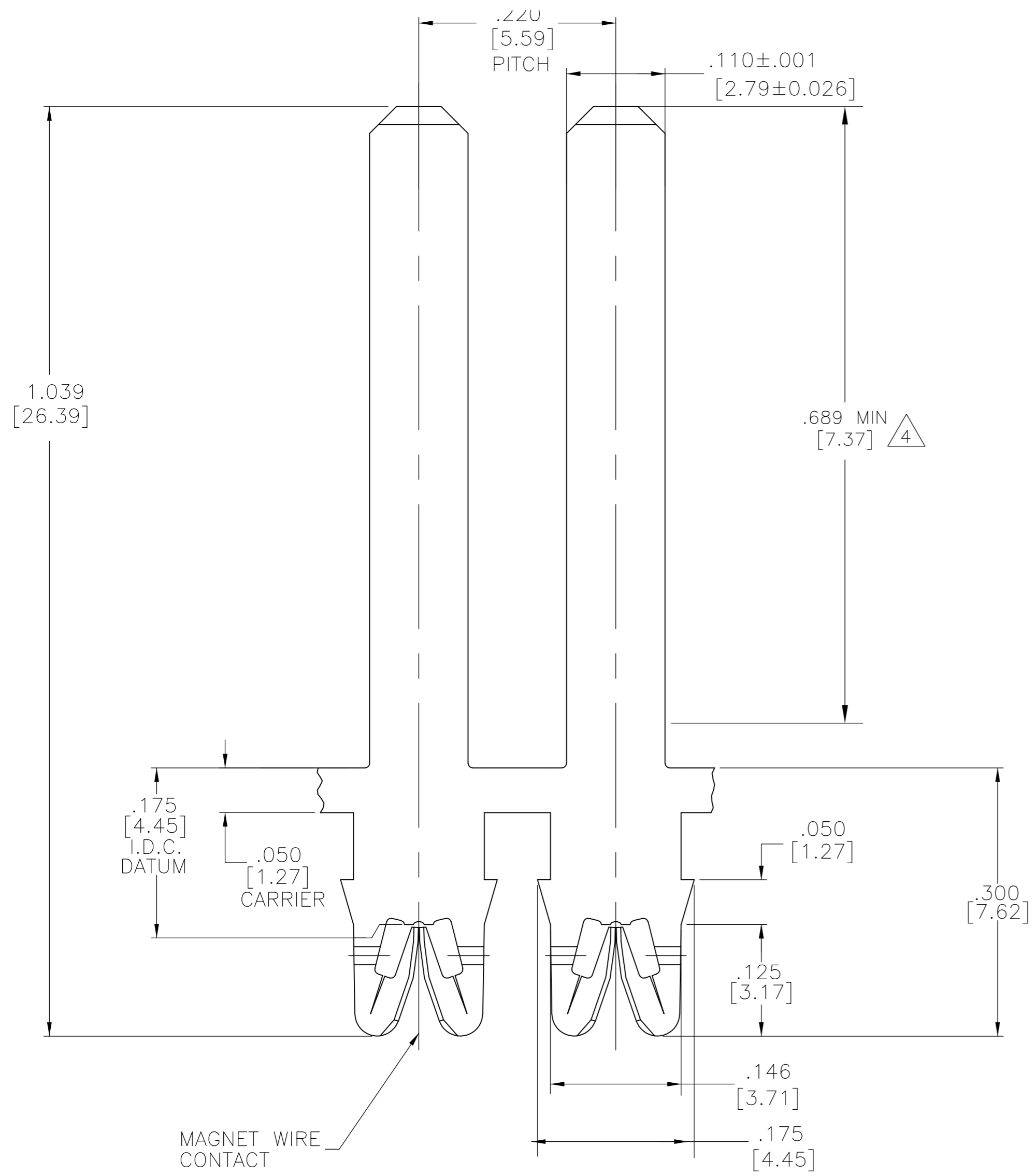
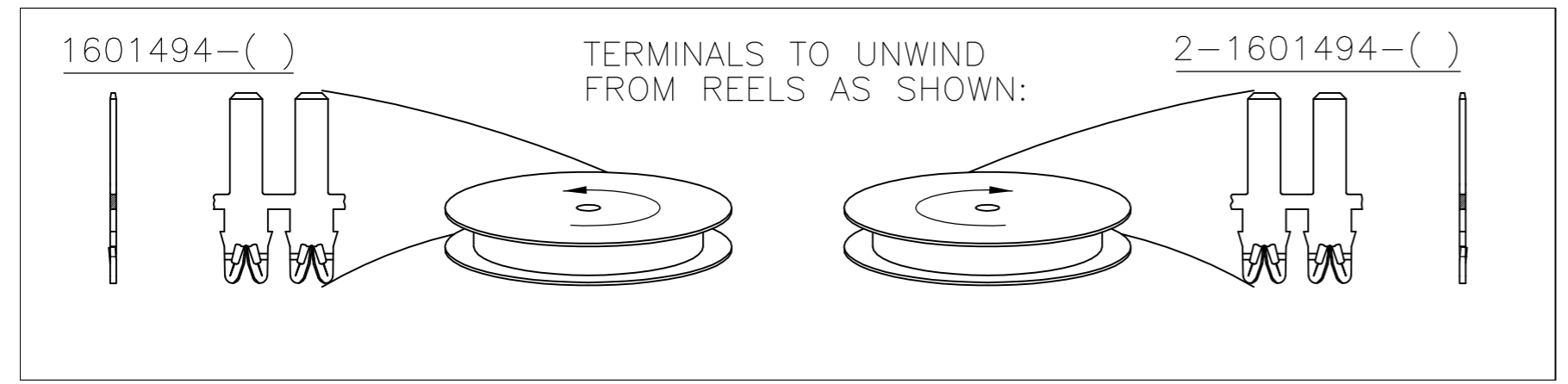
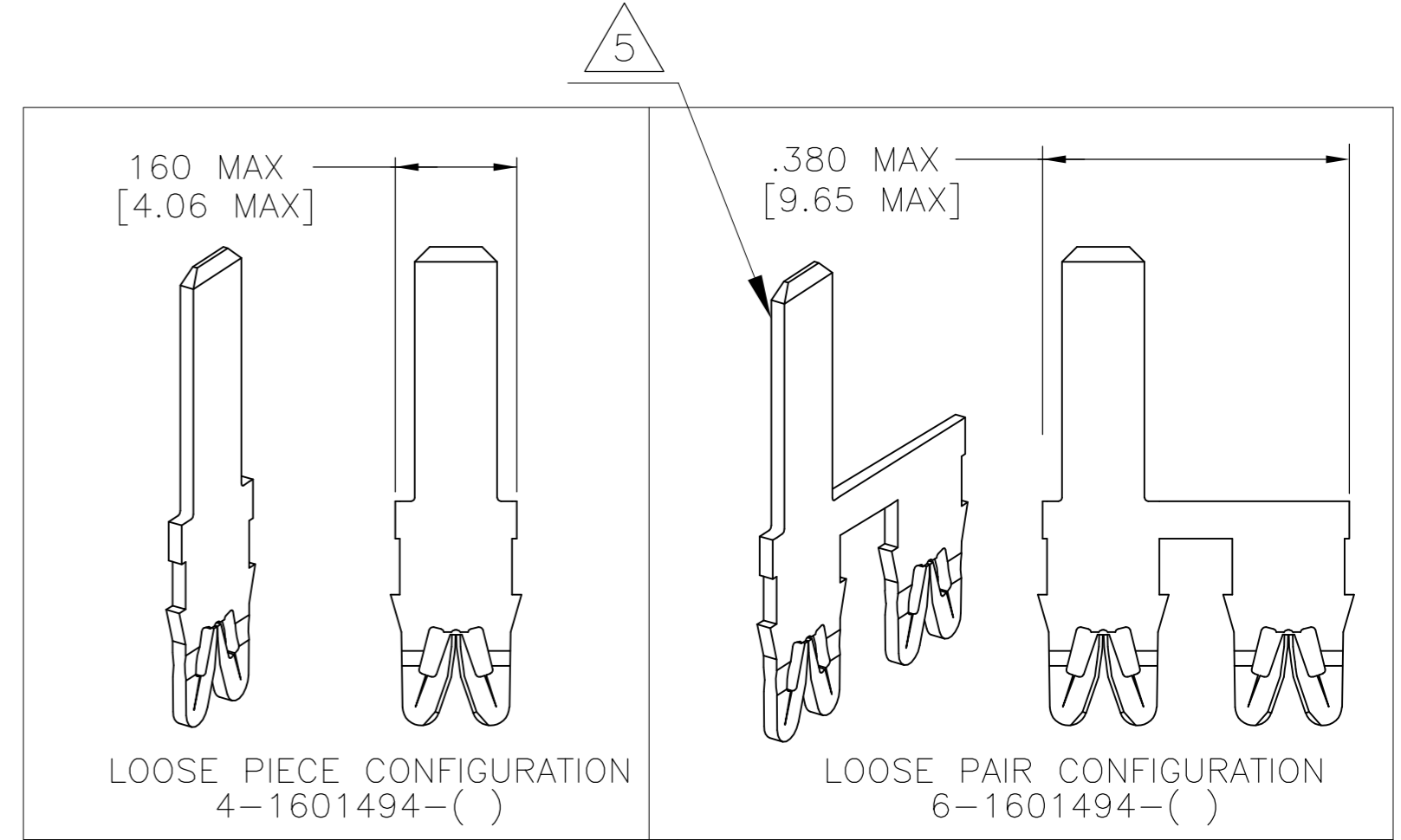


THIS DRAWING IS UNPUBLISHED. RELEASED FOR PUBLICATION
 © COPYRIGHT - By - ALL RIGHTS RESERVED.

LOC		DIST		REVISIONS			
P	LTR	DESCRIPTION		DATE	DWN	APVD	
AF	50	B1	REVISE PER ECR-15-011979	21AUG2015	GRZ	RJ	



- SPECIFICATION: MAGNET WIRE #18-#34 AWG, .006-.040 [0.16-1.02mm] DIA COPPER.
- POCKET RECOMMENDATION: 1601425.
- TERMINAL APPLICATION TO COMPLY WITH TYCO ELECTRONICS SPECIFICATION 114-13166 FIGURE 7.
- THICKNESS AND WIDTH MAINTAINED FOR THIS LENGTH. EDGES ARE COINED WITH NO BURRS.
- BACK SIDE WITH IDC BEAMS PROTRUSION



PRE TIN PLATE	6-1601494-2
PRE TIN PLATE	4-1601494-2
PRE TIN PLATE	1601494-2
FINISH	PART NUMBER

THIS DRAWING IS A CONTROLLED DOCUMENT.		DWN	G.ZHANG	21JAN2015	 TE Connectivity
DIMENSIONS: INCHES		CHK	L.JAIN	21JAN2015	
TOLERANCES UNLESS OTHERWISE SPECIFIED:		APVD	RAJENDRA	21JAN2015	
0 PLC ± - 1 PLC ± - 2 PLC ± .01[0.25] 3 PLC ± .005[0.13] 4 PLC ± - ANGLES ± 2°		NAME	PRODUCT SPEC 108-2085 APPLICATION SPEC		
MATERIAL	BRASS	FINISH	SEE TABLE	WEIGHT	-
CUSTOMER DRAWING		SIZE	A2	CAGE CODE	00779
		DRAWING NO	C=1601494		RESTRICTED TO
		SCALE	9:1	SHEET	1 of 1
		REV	B1		