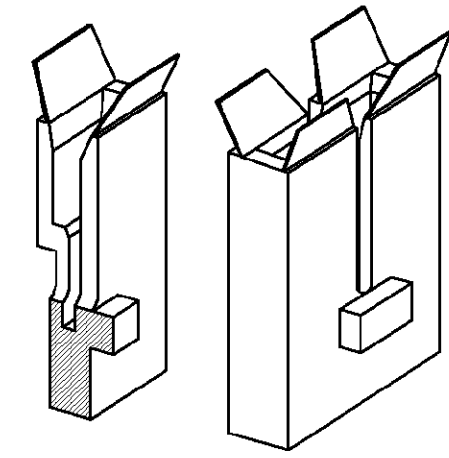
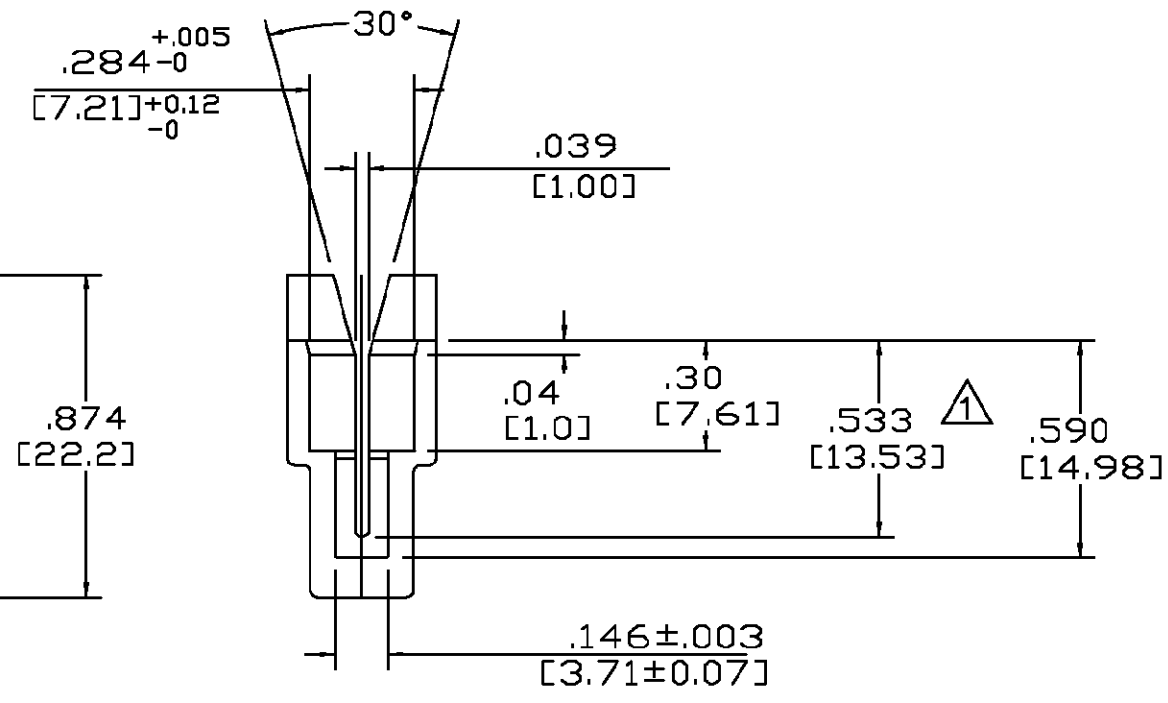
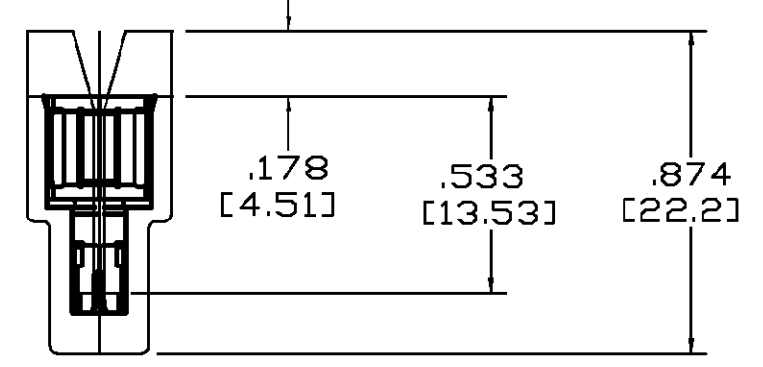
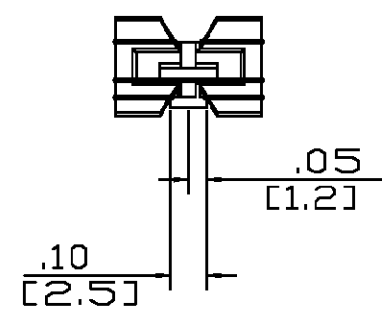
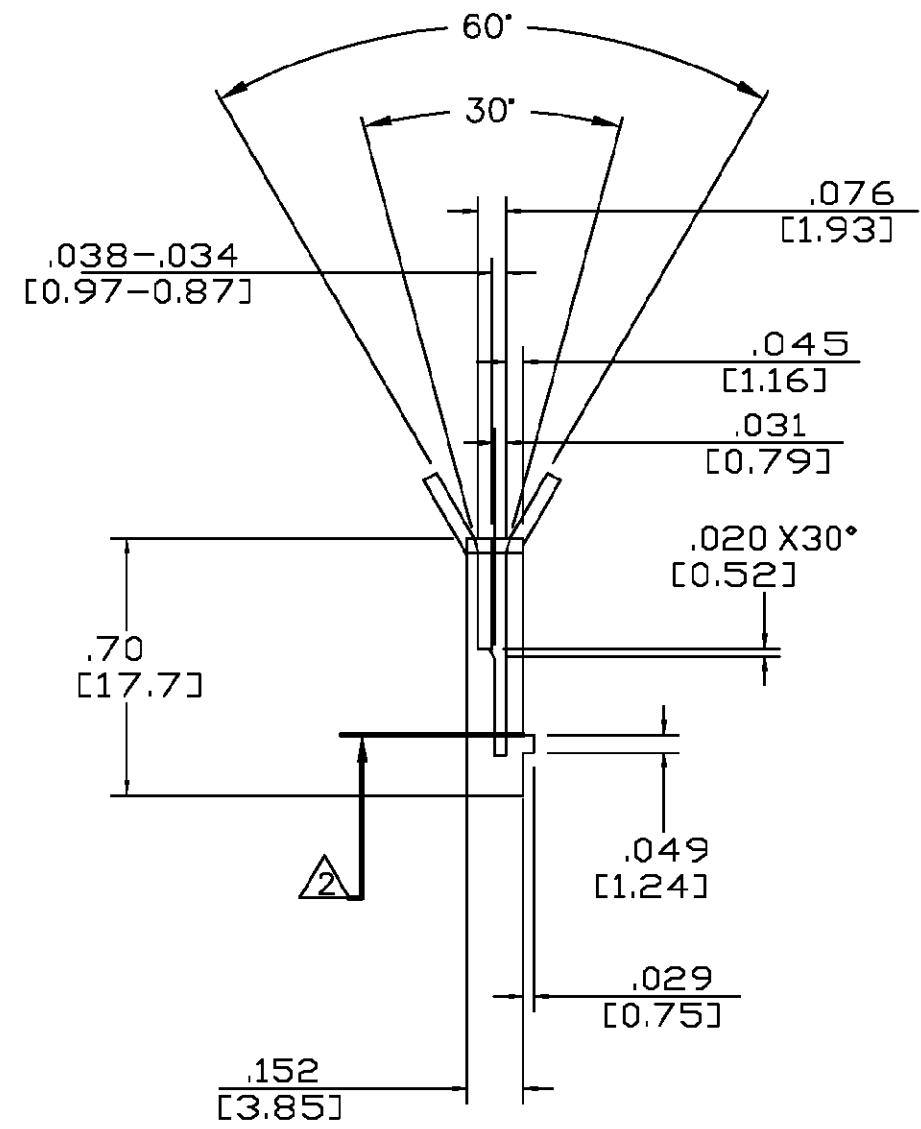


THIS DRAWING IS UNPUBLISHED. RELEASED FOR PUBLICATION
 © COPYRIGHT BY TYCO ELECTRONICS CORPORATION. ALL RIGHTS RESERVED.

LOC	DIST	REVISIONS			
P	LTR	DESCRIPTION	DATE	DWN	APVD
AF	50	0	PROPOSED	-	-

- 1. DIMENSIONS SPECIFIED MAY VARY PER CUSTOMER APPLICATION, DO NOT TOOL WITHOUT TYCO ELECTRONICS REVIEW AND APPROVAL.
- 2. MAGNET WIRE COIL MUST NOT EXCEED HEIGHT OF MAGNET WIRE SLOT AS SHOWN UNLESS PROVISIONS ARE MADE TO KEEP "FINISH" WIRE FLAT AGAINST BASE OF WIRE SLOT.
- 3. MATERIAL RECOMMENDED: NYLON 6/6 OTHER MATERIALS ARE ACCEPTABLE HOWEVER, CONSULT TYCO ELECTRONICS FOR SPECIFICATIONS.



THIS DRAWING IS A CONTROLLED DOCUMENT.		DWN: JR RUTH 23AUG02	Tyco Electronics Corporation	
		CHK: G JACONO 26AUG02	Harrisburg, PA 17105	
		APVD: G JACONO 26AUG02	NAME: POCKET, RECEPTACLE, TERMINAL	
DIMENSIONS: MM		PRODUCT SPEC: -	SIZE: A2	RESTRICTED TO: -
TOLERANCES UNLESS OTHERWISE SPECIFIED:		APPLICATION SPEC: -	CAGE CODE: 00779	DRAWING NO: 1601470
0 PLC ± -		WEIGHT: -	SCALE: 1:1	
1 PLC ± -		SHEET 1 OF 1		
2 PLC ± .010 [0.25]		REV 0		
3 PLC ± .005 [0.13]				
4 PLC ± -				
ANGLES ± 0°30'				
MATERIAL: -		CUSTOMER DRAWING		
FINISH: -				

1601470