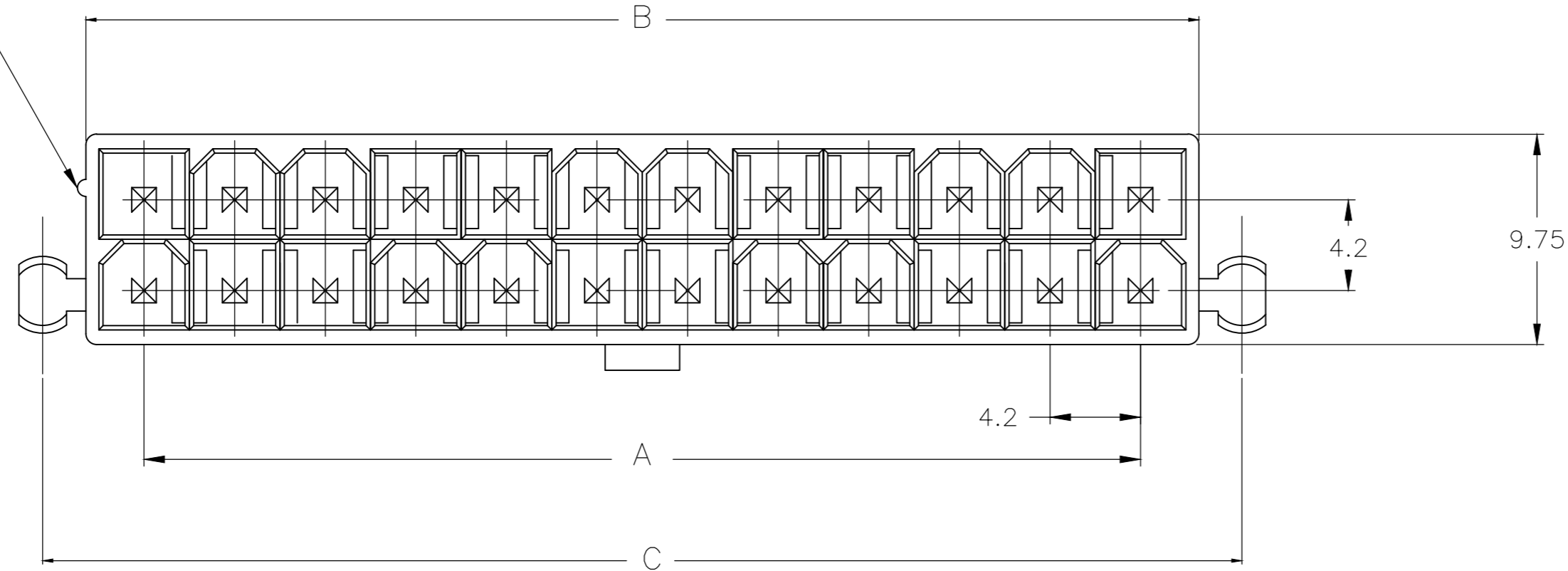
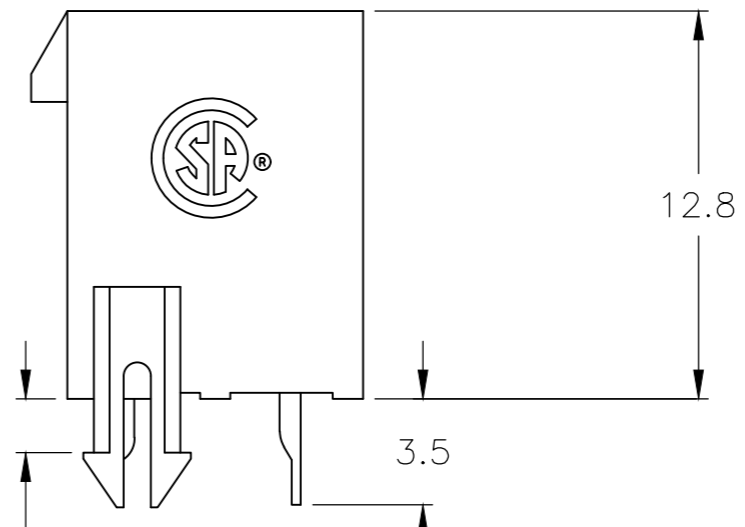
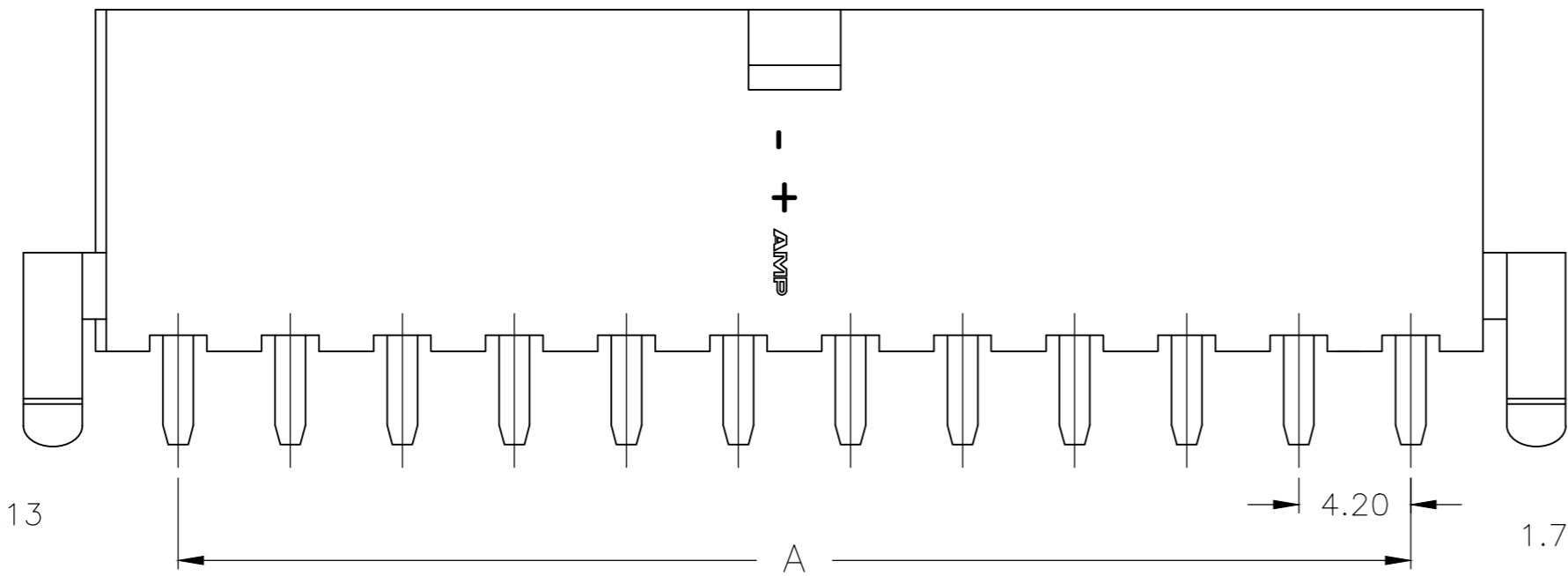
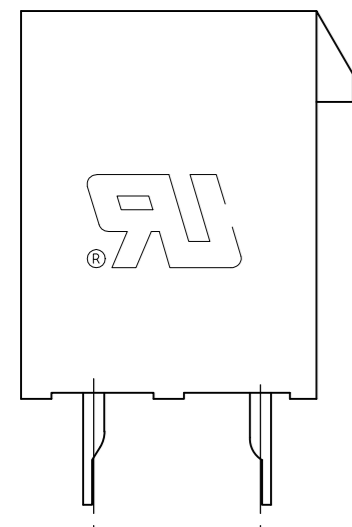


REVISIONS					
P	LTR	DESCRIPTION	DATE	DWN	APVD
B5		REVISED PER ECR-19-013240	06MAR2020	WH	DZ

POSITION 1 IDENTIFICATION FEATURE



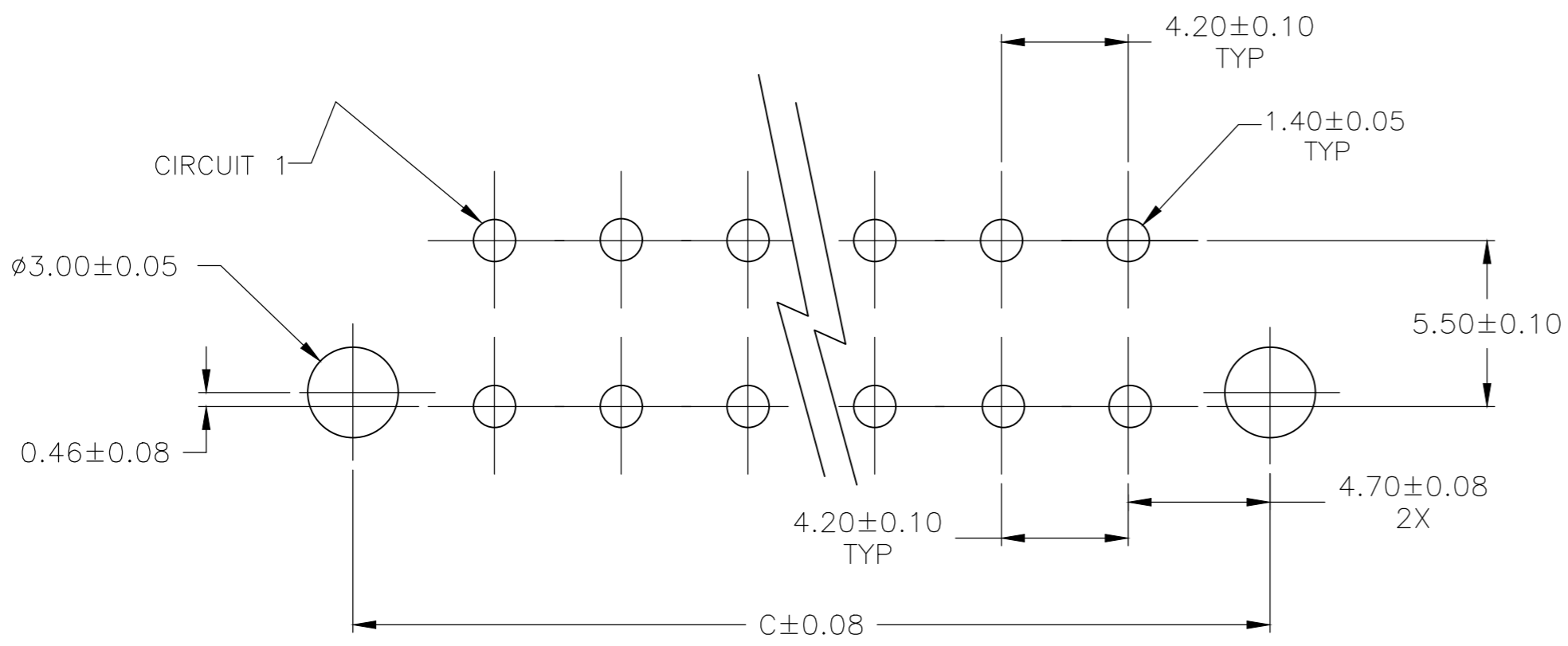
- 1 MATERIAL: HOUSING-PA66, UL94V-2 (COLOR-NATURAL, COLOR OF PARTS MAY VARY) CONTACTS-0.25 [.010] THICK BRASS ALLOY.
- 2 CONTACT FINISH: 0.002032 [.000080] MIN BRIGHT TIN OVER 0.000762 [.000030] MIN NICKEL OVER ENTIRE CONTACT.
- 3 MATES WITH VAL-U-LOK(TM) RECEPTACLE HOUSINGS.



1586039

B

A



PCB LAYOUT: COMPONENT SIDE
RECOMMENDED BOARD THICKNESS 1.78 MAX
2-1586039-4 SHOWN

24	46.2±0.25	51.6	55.6	2-1586039-4
22	42.0±0.25	47.4	51.4	2-1586039-2
20	37.8±0.25	43.2	47.2	2-1586039-0
18	33.6±0.25	39.0	43.0	1-1586039-8
16	29.4±0.25	34.8	38.8	1-1586039-6
14	25.2±0.25	30.6	34.6	1-1586039-4
12	21.0±0.25	26.4	30.4	1-1586039-2
10	16.8±0.13	22.2	26.2	1-1586039-0
8	12.6±0.13	18.0	22.0	1586039-8
6	8.4±0.13	13.8	17.8	1586039-6
4	4.2±0.13	9.6	13.6	1586039-4
2		5.4	9.4	1586039-2
POS	A	B±0.25	C±0.38	PART NUMBER

THIS DRAWING IS A CONTROLLED DOCUMENT.		DWN S. HOOVER 25-SEP-2002	TE Connectivity	
DIMENSIONS: mm		CHK D. COLEY 25-SEP-2002		
TOLERANCES UNLESS OTHERWISE SPECIFIED:		APVD D. COLEY 25-SEP-2002	NAME	
0 PLC ±		PRODUCT SPEC	VERTICAL HEADER WITH PEGS, WITH DRAIN HOLES VAL-U-LOK(TM)	
1 PLC ± 0.5		APPLICATION SPEC	SIZE	CAGE CODE
2 PLC ± 0.25		108-2112	A2	00779
3 PLC ±		114-13172	DRAWING NO	RESTRICTED TO
4 PLC ±		WEIGHT	C=1586039	-
ANGLES ±		CUSTOMER DRAWING	SCALE	SHEET
FINISH		SCALE N/A	1 of 1	REV B5