© – TE Connectivity. All Rights Reserved.

REVISIONS					
P	LTR	DESCRIPTION	DATE	DWN	APVD
	K1	REVISED PER ECN-24-280322	19AUG2024	RK	JD

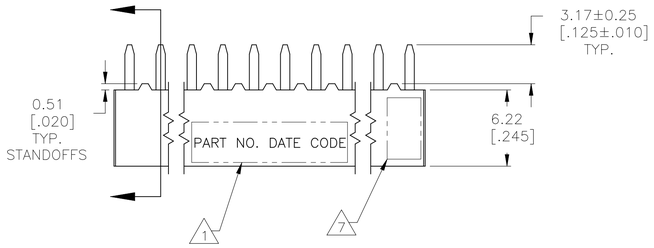

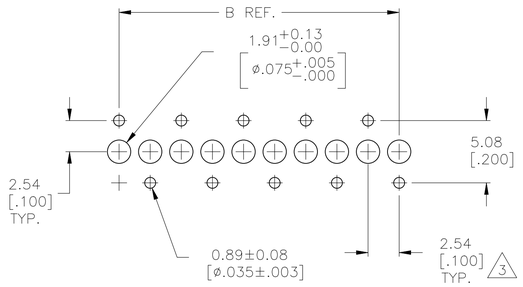

RECOMMENDED HOLE LAYOUT

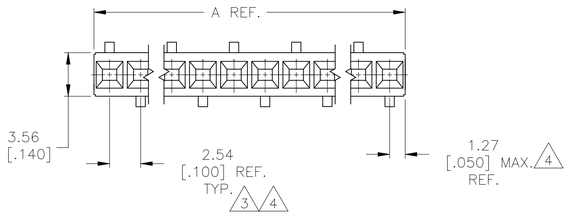

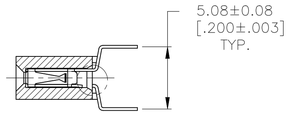

1. MARK PART NUMBER AND DATE CODE IN APPROXIMATE LOCATION SHOWN, EITHER SIDE.
2. CONTACT FINISH: DUPLEX PLATED 0.25µm [.000010] GOLD IN CONTACT AREA, 3.81–7.62µm [.000150–.000300] BRIGHT TIN–LEAD ON LEADS ALL OVER 1.27µm [.000050] MIN NICKEL.
3. TOLERANCE NON CUMULATIVE.
4. THESE DIMENSIONS PERTAIN TO CAVITY CENTERLINES ONLY, NOT TO CONTACT LOCATION
5. HOUSING: FLAME RETARDANT, GLASS FILLED POLYESTER, BLACK. CONTACT: PHOSPHOR BRONZE.
6. FOR 2 POS, DATE CODE IS STAMPED OPPOSITE SIDE OF TE LOGO.
7. TE LOGO AND CSA LOGO ARE MOLDED INTO HOUSING.
8. NO PART NUMBER MARKING REQUIRED FOR THIS PART.
9. CONTACT FINISH: DUPLEX PLATED 0.25µm [.000010] GOLD IN CONTACT AREA, 3.81–7.62µm [.000150–.000300] MATTE TIN ON LEADS ALL OVER 1.27µm [.000050] MIN NICKEL.
10. ROHS 2002/95/EC COMPLIANT

OBSOLETE		99.06 [3.900]	101.60 [4.000]	40	10 8–147726–9
OBSOLETE		96.52 [3.800]	99.06 [3.900]	39	10 8–147726–8
OBSOLETE		93.98 [3.700]	96.52 [3.800]	38	10 8–147726–7
OBSOLETE		91.44 [3.600]	93.98 [3.700]	37	10 8–147726–6
OBSOLETE		88.90 [3.500]	91.44 [3.600]	36	10 8–147726–5
OBSOLETE		86.34 [3.400]	88.90 [3.500]	35	10 8–147726–4
OBSOLETE		83.82 [3.300]	86.34 [3.400]	34	10 8–147726–3
OBSOLETE		81.28 [3.200]	83.82 [3.300]	33	10 8–147726–2
OBSOLETE		78.74 [3.100]	81.28 [3.200]	32	10 8–147726–1
OBSOLETE		76.20 [3.000]	78.74 [3.100]	31	10 8–147726–0
OBSOLETE		73.66 [2.900]	76.20 [3.000]	30	10 7–147726–9
OBSOLETE		71.12 [2.800]	73.66 [2.900]	29	10 7–147726–8
OBSOLETE		68.58 [2.700]	71.12 [2.800]	28	10 7–147726–7
OBSOLETE		66.04 [2.600]	68.58 [2.700]	27	10 7–147726–6
OBSOLETE		63.50 [2.500]	66.04 [2.600]	26	10 7–147726–5
OBSOLETE		60.96 [2.400]	63.50 [2.500]	25	10 7–147726–4
OBSOLETE		58.42 [2.300]	60.96 [2.400]	24	10 7–147726–3
OBSOLETE		55.88 [2.200]	58.42 [2.300]	23	10 7–147726–2
OBSOLETE		53.34 [2.100]	55.88 [2.200]	22	10 7–147726–1
OBSOLETE		50.80 [2.000]	53.34 [2.100]	21	10 7–147726–0
OBSOLETE	9	48.26 [1.900]	50.80 [2.000]	20	10 6–147726–9
OBSOLETE		45.72 [1.800]	48.26 [1.900]	19	10 6–147726–8
OBSOLETE		43.18 [1.700]	45.72 [1.800]	18	10 6–147726–7
OBSOLETE		40.64 [1.600]	43.18 [1.700]	17	10 6–147726–6
		38.10 [1.500]	40.64 [1.600]	16	10 6–147726–5
OBSOLETE		35.56 [1.400]	38.10 [1.500]	15	10 6–147726–4
OBSOLETE		33.02 [1.300]	35.56 [1.400]	14	10 6–147726–3
OBSOLETE		30.48 [1.200]	33.02 [1.300]	13	10 6–147726–2
OBSOLETE		27.94 [1.100]	30.48 [1.200]	12	10 6–147726–1
OBSOLETE		25.40[1.000]	27.94 [1.100]	11	10 6–147726–0
		22.86 [.900]	25.40[1.000]	10	10 5–147726–9
OBSOLETE		20.32 [.800]	22.86 [.900]	9	10 5–147726–8
OBSOLETE		17.78 [.700]	20.32 [.800]	8	10 5–147726–7
		15.24 [.600]	17.78 [.700]	7	10 5–147726–6
		12.70 [.500]	15.24 [.600]	6	10 5–147726–5
8 OBSOLETE		10.16 [.400]	12.70 [.500]	5	10 5–147726–4
8 OBSOLETE		7.62 [.300]	10.16 [.400]	4	10 5–147726–3
8 OBSOLETE		5.08 [.200]	7.62 [.300]	3	10 5–147726–2
11 6 8 OBSOLETE		2.54 [.100]	5.08 [.200]	2	10 5–147726–1
	FINISH	B	A	NO. OF POSN.	PART NUMBER

OBSOLETE		99.06 [3.900]	101.60 [4.000]	40	3–147726–9
OBSOLETE		96.52 [3.800]	99.06 [3.900]	39	3–147726–8
OBSOLETE		93.98 [3.700]	96.52 [3.800]	38	3–147726–7
OBSOLETE		91.44 [3.600]	93.98 [3.700]	37	3–147726–6
OBSOLETE		88.90 [3.500]	91.44 [3.600]	36	3–147726–5
OBSOLETE		86.34 [3.400]	88.90 [3.500]	35	3–147726–4
OBSOLETE		83.82 [3.300]	86.34 [3.400]	34	3–147726–3
OBSOLETE		81.28 [3.200]	83.82 [3.300]	33	3–147726–2
OBSOLETE		78.74 [3.100]	81.28 [3.200]	32	3–147726–1
OBSOLETE		76.20 [3.000]	78.74 [3.100]	31	3–147726–0
OBSOLETE		73.66 [2.900]	76.20 [3.000]	30	2–147726–9
OBSOLETE		71.12 [2.800]	73.66 [2.900]	29	2–147726–8
OBSOLETE		68.58 [2.700]	71.12 [2.800]	28	2–147726–7
OBSOLETE		66.04 [2.600]	68.58 [2.700]	27	2–147726–6
OBSOLETE		63.50 [2.500]	66.04 [2.600]	26	2–147726–5
OBSOLETE		60.96 [2.400]	63.50 [2.500]	25	2–147726–4
OBSOLETE		58.42 [2.300]	60.96 [2.400]	24	2–147726–3
OBSOLETE		55.88 [2.200]	58.42 [2.300]	23	2–147726–2
OBSOLETE		53.34 [2.100]	55.88 [2.200]	22	2–147726–1
OBSOLETE	2	50.80 [2.000]	53.34 [2.100]	21	2–147726–0
OBSOLETE		48.26 [1.900]	50.80 [2.000]	20	1–147726–9
OBSOLETE		45.72 [1.800]	48.26 [1.900]	19	1–147726–8
OBSOLETE		43.18 [1.700]	45.72 [1.800]	18	1–147726–7
OBSOLETE		40.64 [1.600]	43.18 [1.700]	17	1–147726–6
OBSOLETE		38.10 [1.500]	40.64 [1.600]	16	1–147726–5
OBSOLETE		35.56 [1.400]	38.10 [1.500]	15	1–147726–4
OBSOLETE		33.02 [1.300]	35.56 [1.400]	14	1–147726–3
OBSOLETE		30.48 [1.200]	33.02 [1.300]	13	1–147726–2
OBSOLETE		27.94 [1.100]	30.48 [1.200]	12	1–147726–1
OBSOLETE		25.40[1.000]	27.94 [1.100]	11	1–147726–0
OBSOLETE		22.86 [.900]	25.40[1.000]	10	147726–9
OBSOLETE		20.32 [.800]	22.86 [.900]	9	147726–8
OBSOLETE		17.78 [.700]	20.32 [.800]	8	147726–7
OBSOLETE		15.24 [.600]	17.78 [.700]	7	147726–6
OBSOLETE		12.70 [.500]	15.24 [.600]	6	147726–5
OBSOLETE 8		10.16 [.400]	12.70 [.500]	5	147726–4
OBSOLETE 8		7.62 [.300]	10.16 [.400]	4	147726–3
OBSOLETE 8		5.08 [.200]	7.62 [.300]	3	147726–2
6 8 OBSOLETE		2.54 [.100]	5.08 [.200]	2	147726–1
	FINISH	B	A	NO. OF POSN.	PART NUMBER

THIS DRAWING IS A CONTROLLED DOCUMENT.	DWN M.BINNER 22JAN01	TE Connectivity	
DIMENSIONS: mm [INCHES]	CHK J.OLSON 20MAY02	NAME RECPT. ASSY., MOD IV, SINGLE ROW, .100 CL, VERTICAL BD. MOUNT, CLOSED ENTRY, DUAL ENTRY, SHORT PT OF CONTACT	
TOLERANCES UNLESS OTHERWISE SPECIFIED: 0 PLC ± – ; 1 PLC ± – ; 2 PLC ± – ; 3 PLC ± 0.13 [.005] ; 4 PLC ± – ; ANGLES ± –	APVD J.OLSON 20MAY02		
	PRODUCT SPEC 108–25022		
	APPLICATION SPEC 114–25018		
MATERIAL 5	FINISH SEE TABLE	WEIGHT –	SIZE A1 · CAGE CODE 00779 · DRAWING NO C–147726 · RESTRICTED TO –
	CUSTOMER DRAWING	SCALE 4:1 · SHEET 1 OF 1	REV K1