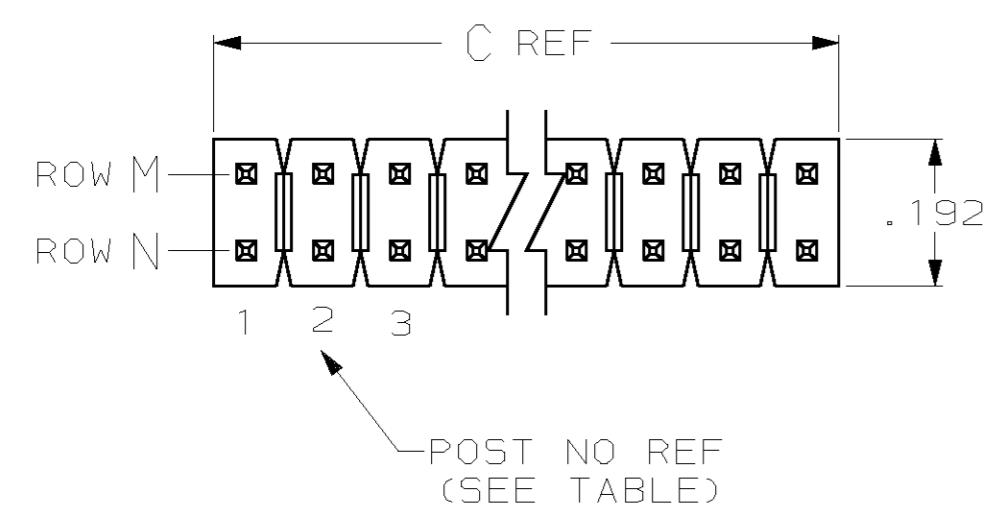
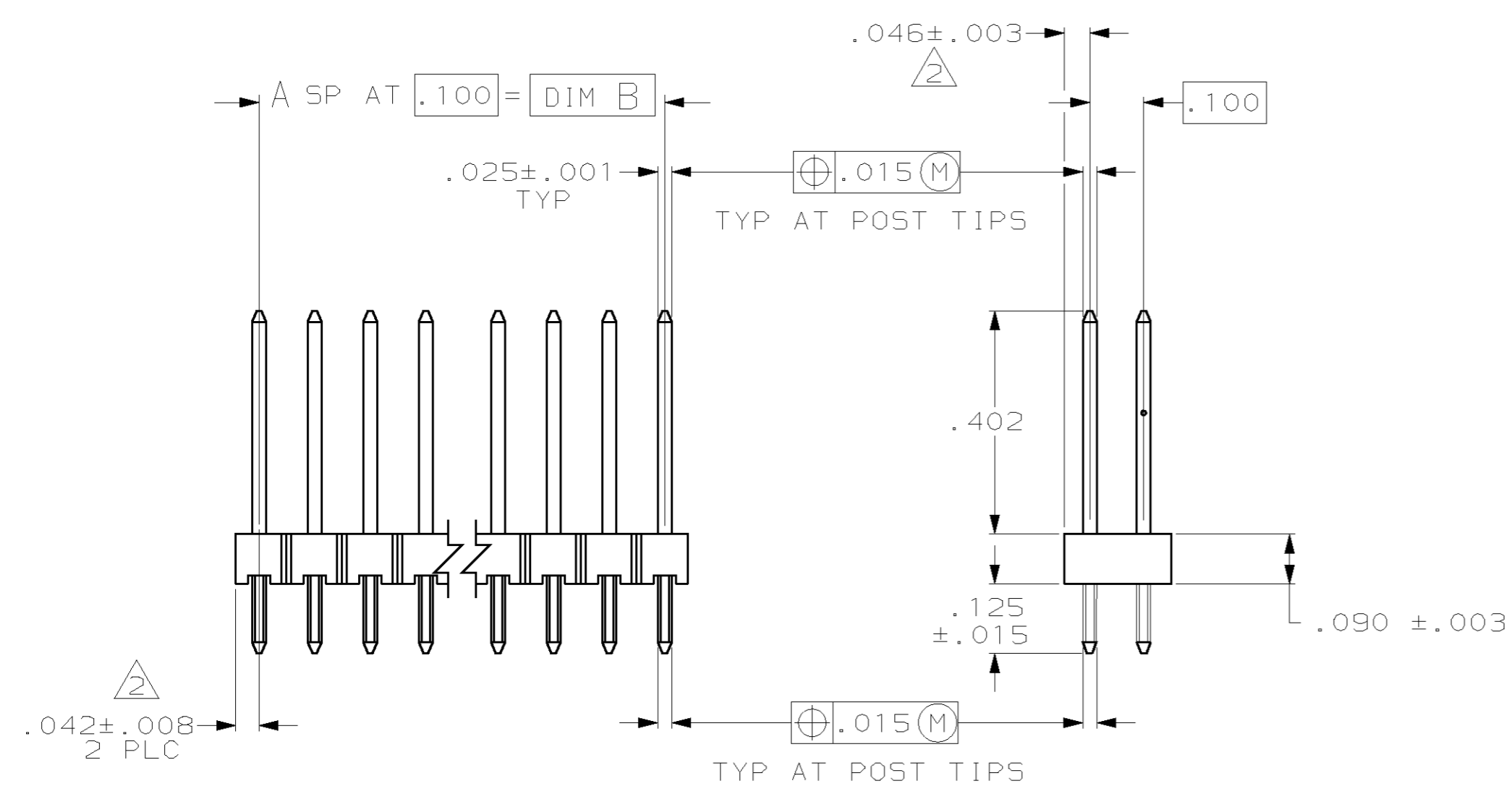


LOC	DIST	REVISIONS			
P	LTR	DESCRIPTION	DATE	DWN	APVD
AD	00	0	PRELIMINARY PART NUMBER	01OCT99	BH JLG
		A	REV PER EC 0G3C-0495-03	10MAR04	MB JG

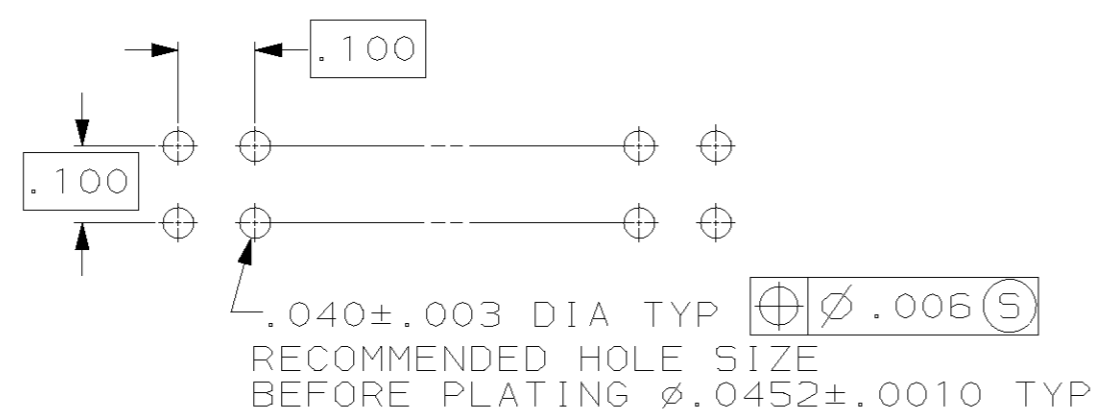


1. TRUE POSITION TOLERANCE OF THE POST TIPS APPLIES WHEN THE HEADER IS HELD FLAT AGAINST THE PRINTED CIRCUIT BOARD.
2. THE NOTED DIMENSIONS APPLY AT THE INTERSECTION OF THE POST AND HOUSING.
3. HOUSING: FLAME RETARDANT THERMOPLASTIC, COLOR-BLACK.
POST: PHOSPHOR BRONZE.
4. .000100-.000200 MATTE TIN-LEAD OVER .000050 NICKEL ON ENTIRE POST.



**PRELIMINARY
PART**

NOT RELEASED
FOR PRODUCTION



RECOMMENDED HOLE LAYOUT

1, 2	4, 5	.484	.400	4	10	147322-1
ROW M	ROW N				NO OF POSN	ASSEMBLY PART NUMBER
HOLDDOWN POST CONFIG LOCATION		C	B	A		

THIS DRAWING IS A CONTROLLED DOCUMENT.		DWN	B. HAYMAKER	01OCT99	AMP AMP Incorporated Harrisburg, PA 17105-3608	
DIMENSIONS: INCH		CHK	J. GESFORD	01OCT99		
TOLERANCES UNLESS OTHERWISE SPECIFIED:		APVD	J. GESFORD	01OCT99		
0 PLC ±- 1 PLC ±- 2 PLC ±- 3 PLC ±0.13(.005) 4 PLC ±- ANGLES ±-		PRODUCT SPEC	NAME			
MATERIAL		APPLICATION SPEC	HEADER ASSY, MOD II, BREAKAWAY, DBL ROW, .100X.100CL, VERT, .025 5Q POSTS, WITH RETENTION FEATURE			
FINISH		WEIGHT	SIZE	CAGE CODE	DRAWING NO	RESTRICTED TO
-		-	A2	00779	C- 147322	-
CUSTOMER DRAWING		SCALE	4:1	SHEET	1 OF 1	REV
						A