© – TE Connectivity. All Rights Reserved.

REVISIONS					
P	LTR	DESCRIPTION	DATE	DWN	APVD
	L	RESIN SUPPLIER CHANGE FOR THE HOUSING	02DEC2021	SCB	KJK

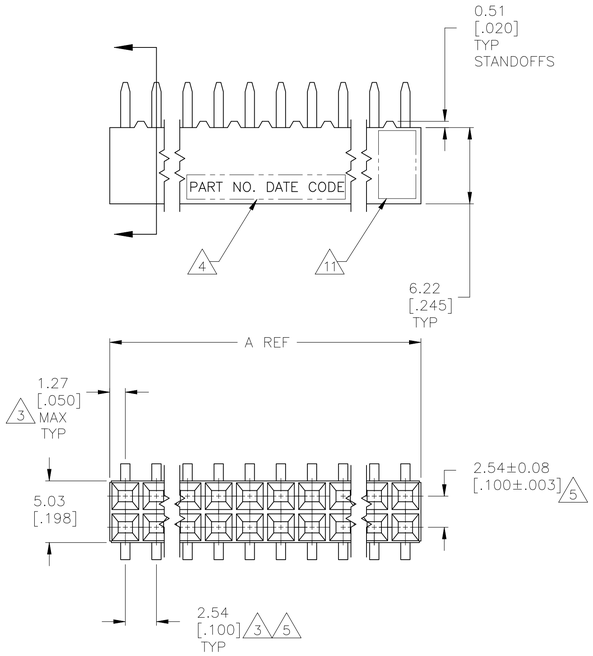

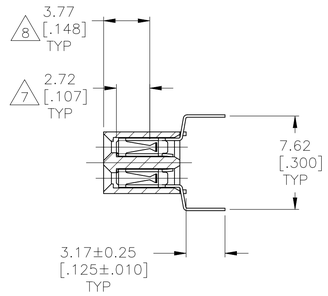

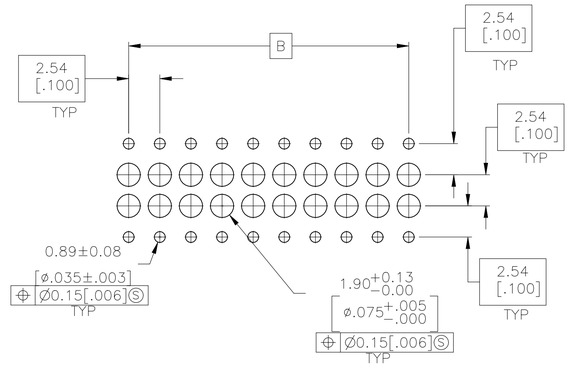

RECOMMENDED PC BOARD HOLE PATTERN
PC BOARD THICKNESS 1.57[.062]

1. HOUSING: FLAME RETARDANT, GLASS FILLED, THERMOPLASTIC, COLOR: BLACK. CONTACT: PHOSPHOR BRONZE
2. CONTACT: 2.54–5.08μm[.000100–.000200] TIN–LEAD OVER 1.27μm[.000050] NICKEL.
3. THESE DIMENSIONS PERTAIN TO CAVITIY CENTERLINES ONLY – NOT TO CONTACT LOCATIONS
4. MARK PART NUMBER AND DATE CODE IN APPROXIMATE LOCATION SHOWN, EITHER SIDE.
5. TOLERANCE IS NON–CUMULATIVE.
6. 2 POSITION DATE CODE IS MARKED OPPOSITE SIDE OF TE LOGO.
7. POINT–OF–MEASUREMENT DIMENSION FOR PLATING THICKNESS (INSIDE CONTACT BEAM).
8. POINT–OF–CONTACT DIMENSION.
9. CONTACT: 3.81–7.62μm[.000150–.000300] TIN OVER 1.27μm[.000050] NICKEL.
10. ROHS 2002/95/EC COMPLIANT PART.
11. TE TRADEMARK AND CSA LOGO ARE MOLDED INTO HOUSING, THIS LOCATION.
12. NO PART NUMBER MARKING REQUIRED FOR THIS PART.

						SUPERSEDED BY 6-147100-6
		9	~~43.18[1.700]~~	~~45.72[1.800]~~	~~36~~	~~10 4-147100-1~~
		12	2.54[.100]	5.08[.200]	4	13 4-147100-0
		12	–	2.54[.100]	2	6 3-147100-9
			99.06[3.900]	101.60[4.000]	80	13 3-147100-8
			96.52[3.800]	99.06[3.900]	78	13 3-147100-7
			93.98[3.700]	96.52[3.800]	76	13 3-147100-6
			91.44[3.600]	93.98[3.700]	74	13 3-147100-5
			88.90[3.500]	91.44[3.600]	72	13 3-147100-4
			86.36[3.400]	88.90[3.500]	70	13 3-147100-3
			83.82[3.300]	86.36[3.400]	68	13 3-147100-2
			81.28[3.200]	83.82[3.300]	66	13 3-147100-1
			78.74[3.100]	81.28[3.200]	64	13 3-147100-0
			76.20[3.000]	78.74[3.100]	62	13 2-147100-9
			73.66[2.900]	76.20[3.000]	60	13 2-147100-8
			71.12[2.800]	73.66[2.900]	58	13 2-147100-7
			68.58[2.700]	71.12[2.800]	56	13 2-147100-6
			66.04[2.600]	68.58[2.700]	54	13 2-147100-5
			63.50[2.500]	66.04[2.600]	52	13 2-147100-4
			60.96[2.400]	63.50[2.500]	50	13 2-147100-3
			58.42[2.300]	60.96[2.400]	48	13 2-147100-2
			55.88[2.200]	58.42[2.300]	46	13 2-147100-1
			53.34[2.100]	55.88[2.200]	44	13 2-147100-0
			50.80[2.000]	53.34[2.100]	42	13 1-147100-9
			48.26[1.900]	50.80[2.000]	40	13 1-147100-8
			45.72[1.800]	48.26[1.900]	38	13 1-147100-7
			~~43.18[1.700]~~	~~45.72[1.800]~~	~~36~~	~~13 1-147100-6~~
			40.64[1.600]	43.18[1.700]	34	13 1-147100-5
			38.10[1.500]	40.64[1.600]	32	13 1-147100-4
			35.56[1.400]	38.10[1.500]	30	13 1-147100-3
			33.02[1.300]	35.56[1.400]	28	13 1-147100-2
			30.48[1.200]	33.02[1.300]	26	1-147100-1
			27.94[1.100]	30.48[1.200]	24	13 1-147100-0
			25.40[1.000]	27.94[1.100]	22	13 147100-9
			22.86[.900]	25.40[1.000]	20	13 147100-8
			20.32[.800]	22.86[.900]	18	13 147100-7
			~~17.78[.700]~~	~~20.32[.800]~~	~~16~~	~~13 147100-6~~
			15.24[.600]	17.78[.700]	14	13 147100-5
			12.70[.500]	15.24[.600]	12	13 147100-4
		12	10.16[.400]	12.70[.500]	10	13 147100-3
		12	7.62[.300]	10.16[.400]	8	13 147100-2
		12	5.08[.200]	7.62[.300]	6	13 147100-1
		FINISH	B	A	NO OF POSN	PART NUMBER

OBSOLETE

		12	2.54[.100]	5.08[.200]	4	10 13 9-147100-0
6 12	OBSOLETE		~~–~~	~~2.54[.100]~~	~~2~~	~~10 8-147100-9~~
			99.06[3.900]	101.60[4.000]	80	10 13 8-147100-8
			96.52[3.800]	99.06[3.900]	78	10 13 8-147100-7
			93.98[3.700]	96.52[3.800]	76	10 13 8-147100-6
			91.44[3.600]	93.98[3.700]	74	10 13 8-147100-5
			88.90[3.500]	91.44[3.600]	72	10 13 8-147100-4
			86.36[3.400]	88.90[3.500]	70	10 13 8-147100-3
			83.82[3.300]	86.36[3.400]	68	10 13 8-147100-2
			81.28[3.200]	83.82[3.300]	66	10 13 8-147100-1
			78.74[3.100]	81.28[3.200]	64	10 13 8-147100-0
			76.20[3.000]	78.74[3.100]	62	10 13 7-147100-9
			73.66[2.900]	76.20[3.000]	60	10 13 7-147100-8
			71.12[2.800]	73.66[2.900]	58	10 13 7-147100-7
			68.58[2.700]	71.12[2.800]	56	10 13 7-147100-6
			66.04[2.600]	68.58[2.700]	54	10 13 7-147100-5
			63.50[2.500]	66.04[2.600]	52	10 13 7-147100-4
			60.96[2.400]	63.50[2.500]	50	10 13 7-147100-3
			58.42[2.300]	60.96[2.400]	48	10 13 7-147100-2
			55.88[2.200]	58.42[2.300]	46	10 13 7-147100-1
			53.34[2.100]	55.88[2.200]	44	10 13 7-147100-0
			50.80[2.000]	53.34[2.100]	42	10 13 6-147100-9
		9	48.26[1.900]	50.80[2.000]	40	10 13 6-147100-8
			45.72[1.800]	48.26[1.900]	38	10 13 6-147100-7
			43.18[1.700]	45.72[1.800]	36	10 6-147100-6
			40.64[1.600]	43.18[1.700]	34	10 13 6-147100-5
			38.10[1.500]	40.64[1.600]	32	10 13 6-147100-4
			35.56[1.400]	38.10[1.500]	30	10 13 6-147100-3
			33.02[1.300]	35.56[1.400]	28	10 13 6-147100-2
			30.48[1.200]	33.02[1.300]	26	10 13 6-147100-1
			27.94[1.100]	30.48[1.200]	24	10 13 6-147100-0
			25.40[1.000]	27.94[1.100]	22	10 13 5-147100-9
			22.86[.900]	25.40[1.000]	20	10 13 5-147100-8
			20.32[.800]	22.86[.900]	18	10 13 5-147100-7
			17.78[.700]	20.32[.800]	16	10 5-147100-6
			15.24[.600]	17.78[.700]	14	10 13 5-147100-5
			12.70[.500]	15.24[.600]	12	10 13 5-147100-4
		12	10.16[.400]	12.70[.500]	10	10 13 5-147100-3
		12	7.62[.300]	10.16[.400]	8	10 13 5-147100-2
		12	5.08[.200]	7.62[.300]	6	10 13 5-147100-1
		FINISH	B	A	NO OF POSN	PART NUMBER

						SUPERSEDED 6-147100-6
		2	~~43.18[1.700]~~	~~45.72[1.800]~~	~~36~~	~~13 1-147100-6~~
			40.64[1.600]	43.18[1.700]	34	13 1-147100-5
			38.10[1.500]	40.64[1.600]	32	13 1-147100-4
			35.56[1.400]	38.10[1.500]	30	13 1-147100-3
			33.02[1.300]	35.56[1.400]	28	13 1-147100-2
			30.48[1.200]	33.02[1.300]	26	1-147100-1
			27.94[1.100]	30.48[1.200]	24	13 1-147100-0
			25.40[1.000]	27.94[1.100]	22	13 147100-9
			22.86[.900]	25.40[1.000]	20	13 147100-8
			20.32[.800]	22.86[.900]	18	13 147100-7
			~~17.78[.700]~~	~~20.32[.800]~~	~~16~~	~~13 147100-6~~
			15.24[.600]	17.78[.700]	14	13 147100-5
			12.70[.500]	15.24[.600]	12	13 147100-4
		12	10.16[.400]	12.70[.500]	10	13 147100-3
		12	7.62[.300]	10.16[.400]	8	13 147100-2
		12	5.08[.200]	7.62[.300]	6	13 147100-1
		FINISH	B	A	NO OF POSN	PART NUMBER

						SUPERSEDED 5-147100-6
			~~17.78[.700]~~	~~20.32[.800]~~	~~16~~	~~13 147100-6~~
			15.24[.600]	17.78[.700]	14	13 147100-5
			12.70[.500]	15.24[.600]	12	13 147100-4
		12	10.16[.400]	12.70[.500]	10	13 147100-3
		12	7.62[.300]	10.16[.400]	8	13 147100-2
		12	5.08[.200]	7.62[.300]	6	13 147100-1
		FINISH	B	A	NO OF POSN	PART NUMBER

THIS DRAWING IS A CONTROLLED DOCUMENT.

DIMENSIONS: mm [INCHES]

TOLERANCES UNLESS OTHERWISE SPECIFIED:
0 PLC ± –
1 PLC ± –
2 PLC ± 0.13[.005]
3 PLC ± –
4 PLC ± –
ANGLES ± –

MATERIAL 1

FINISH SEE TABLE

DWN	M.BINNER	06NOV2002
CHK	J.OLSON	06NOV02
APVD	J.OLSON	06NOV02
PRODUCT SPEC	108–25022	
APPLICATION SPEC	114–25018	
WEIGHT	–	

TE Connectivity

NAME: AMPMODU,REC ASSY, MOD IV DBL ROW, DUAL ENTRY, .100X.100CL, VERTICAL MOUNT

SIZE	CAGE CODE	DRAWING NO	RESTRICTED TO
A1	00779	C-147100	–

CUSTOMER DRAWING | SCALE 4:1 | SHEET 1 OF 1 | REV L

4805 (1/15)