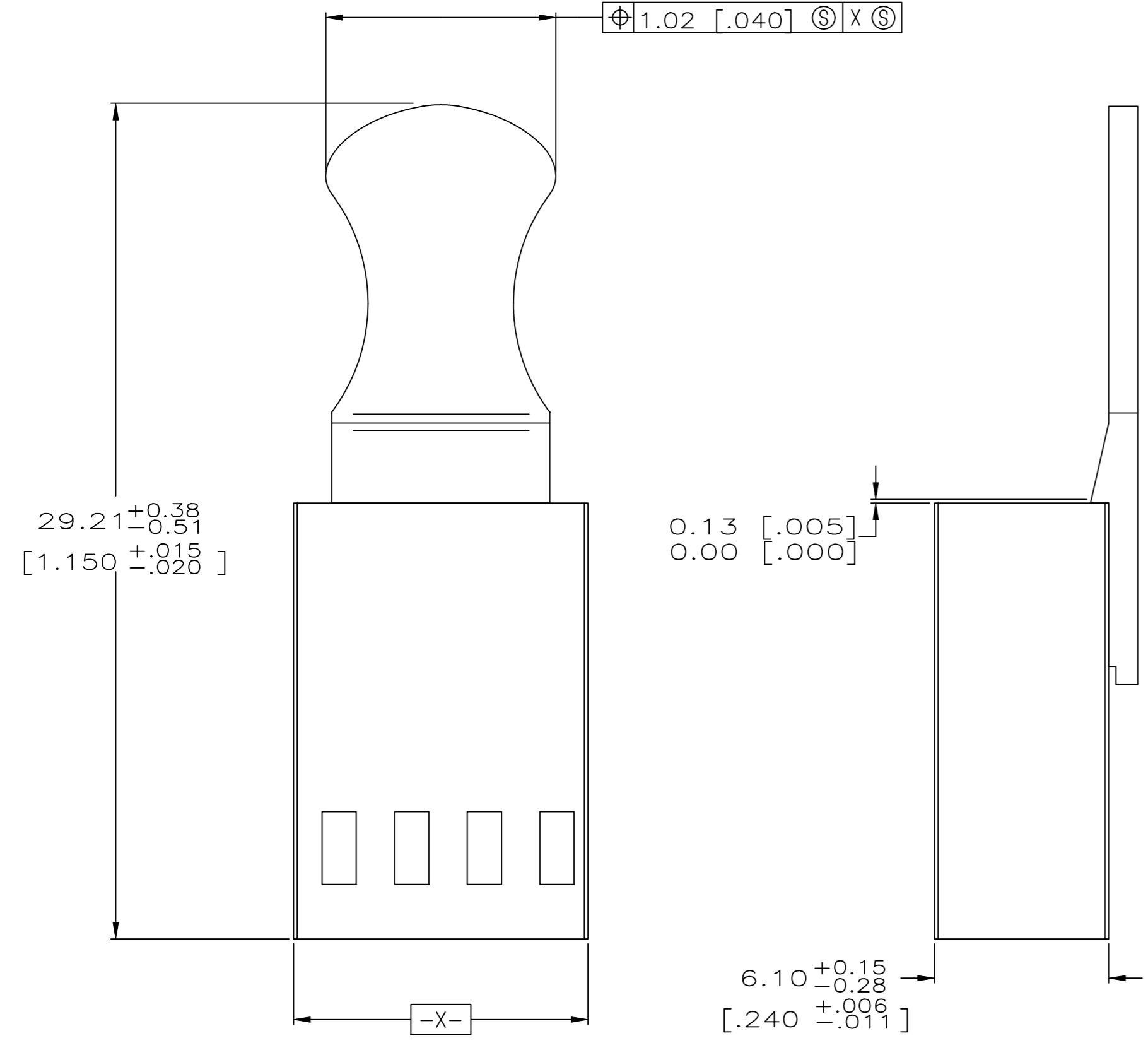
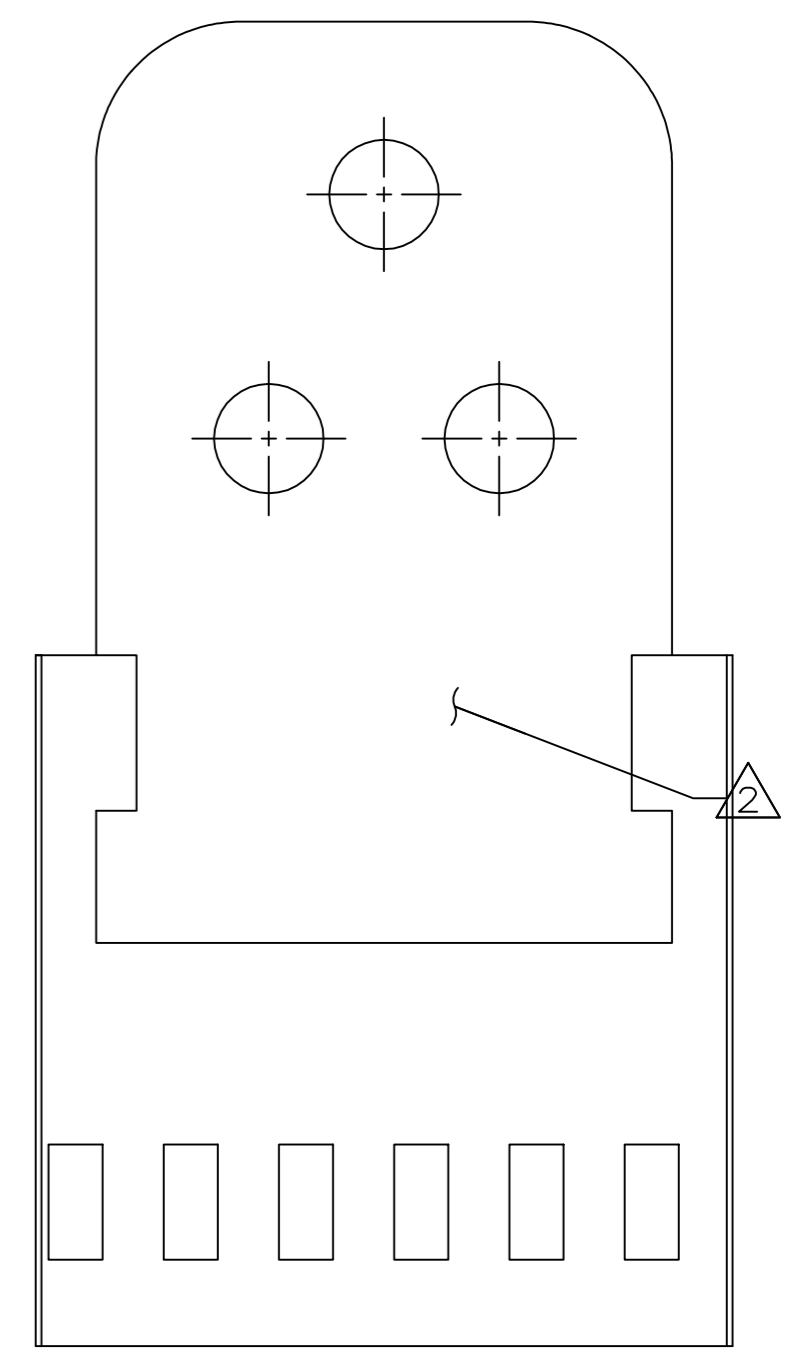
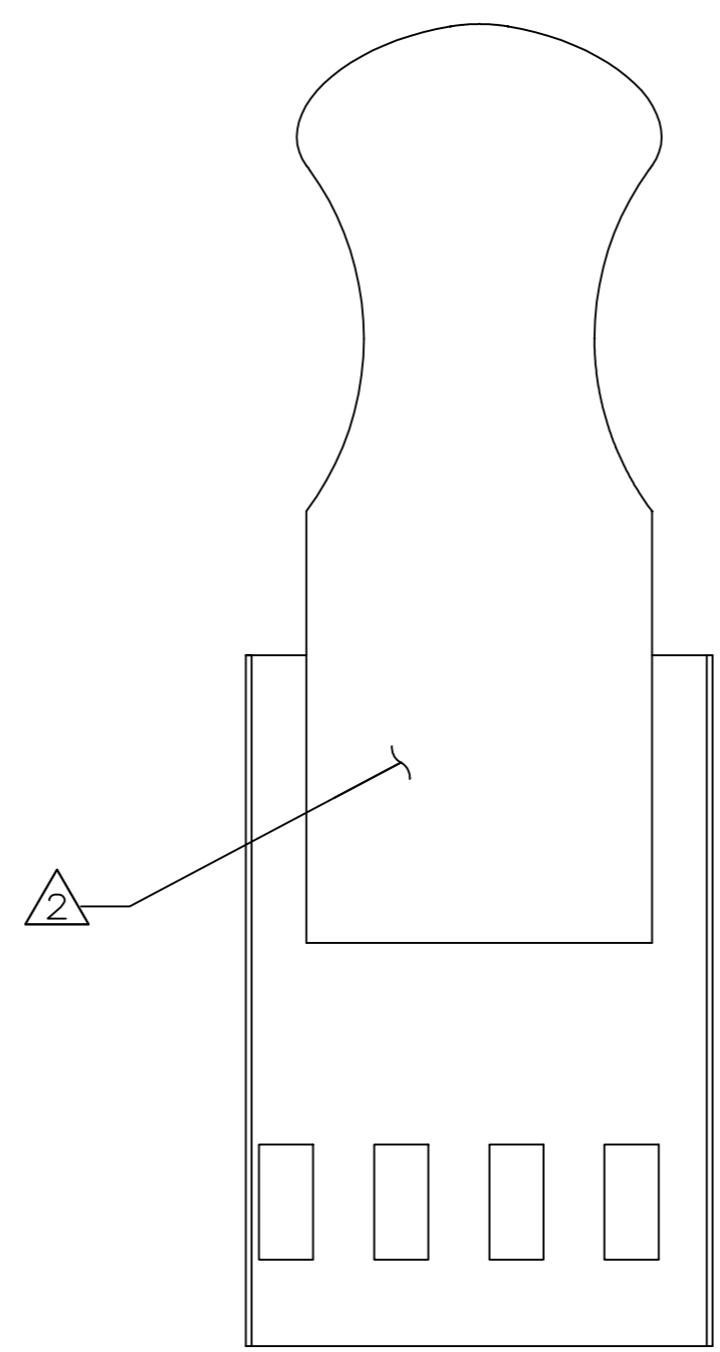


THIS DRAWING IS UNPUBLISHED. RELEASED FOR PUBLICATION  
 © COPYRIGHT - TE Connectivity Ltd. ALL RIGHTS RESERVED.

REVISIONS					
P	LTR	DESCRIPTION	DATE	DWN	APVD
0		RELEASED	26AUG98	BH	MC
A		REV PER 0G21-0277-98	14DEC98	BH	MC
B		REVISED PER ECO-18-000976	23MAY2018	RS	JO



147087-2  
(PICTURED)



147087-3  
(PICTURED)

- THE STRAIN RELIEF IS ULTRASONICALLY BONDED TO THE HOUSING
- MARK ASSEMBLY, THIS SIDE, WITH AMP PART NUMBER.
- HSG & STRN RLF - FLAME RETARDANT THERMOPLASTIC, COLOR-BLACK.

12	147087-3
8	147087-2
6	147087-1
NO OF POSN	ASSEMBLY PART NUMBER

THIS DRAWING IS A CONTROLLED DOCUMENT.		DWN B. HAYMAKER 26AUG98	TE Connectivity Ltd.	
DIMENSIONS: mm [INCHES]		CHK M. CHIANG 26AUG98		
TOLERANCES UNLESS OTHERWISE SPECIFIED:		APVD M. CHIANG 26AUG98	NAME HOUSING & STRAIN RELIEF ASSY, MOD IV, DOUBLE ROW, .100X.100	
0 PLC ± -	1 PLC ± -	PRODUCT SPEC	DRAWING NO A2 00779 C=147087	
2 PLC ± -	3 PLC ± 0.13[.005]	APPLICATION SPEC	SIZE A2	CAGE CODE 00779
4 PLC ± -	ANGLES ± -	FINISH	DRAWING NO C=147087	RESTRICTED TO -
MATERIAL		WEIGHT	SCALE 6:1	SHEET 1 of 1
-		CUSTOMER DRAWING	REV B	