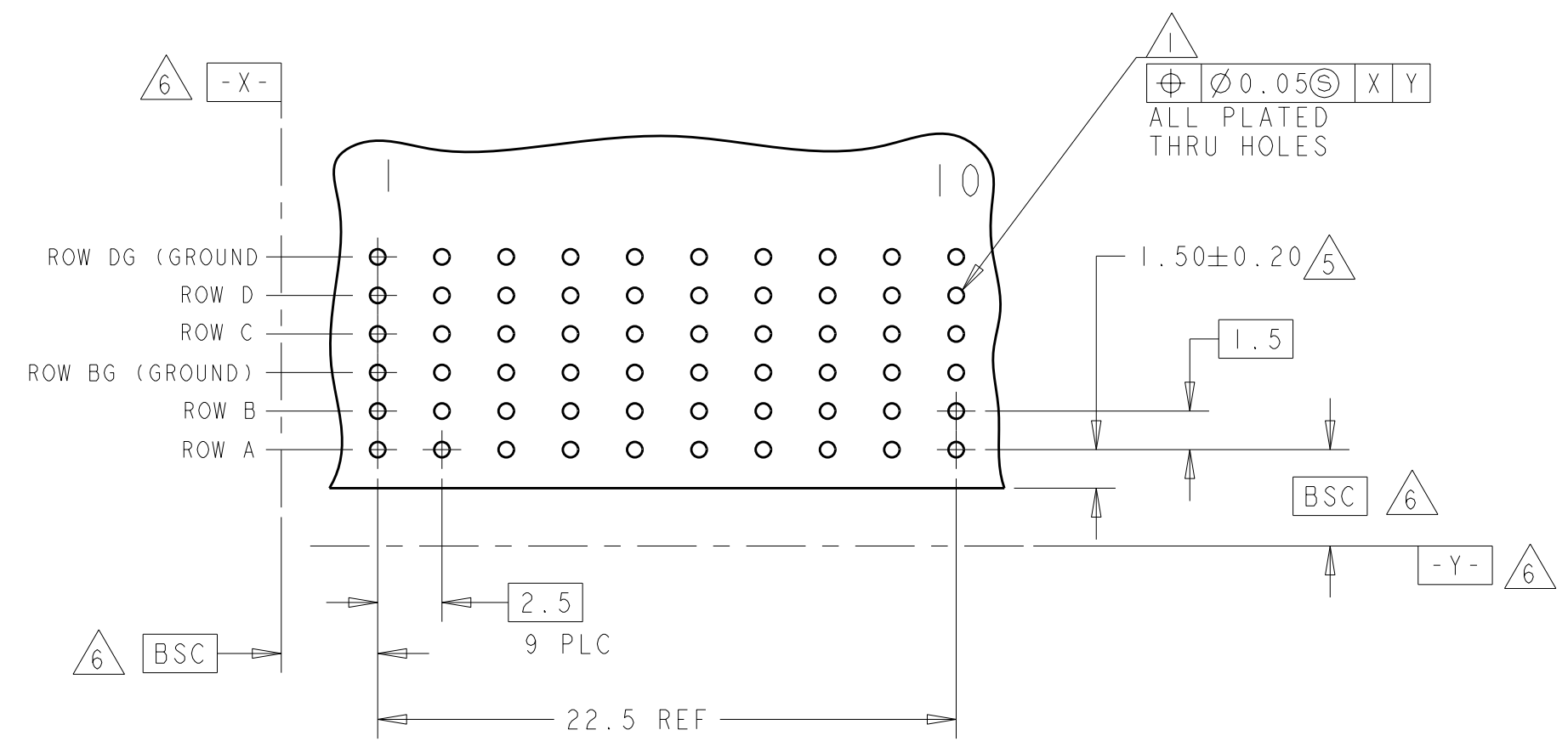
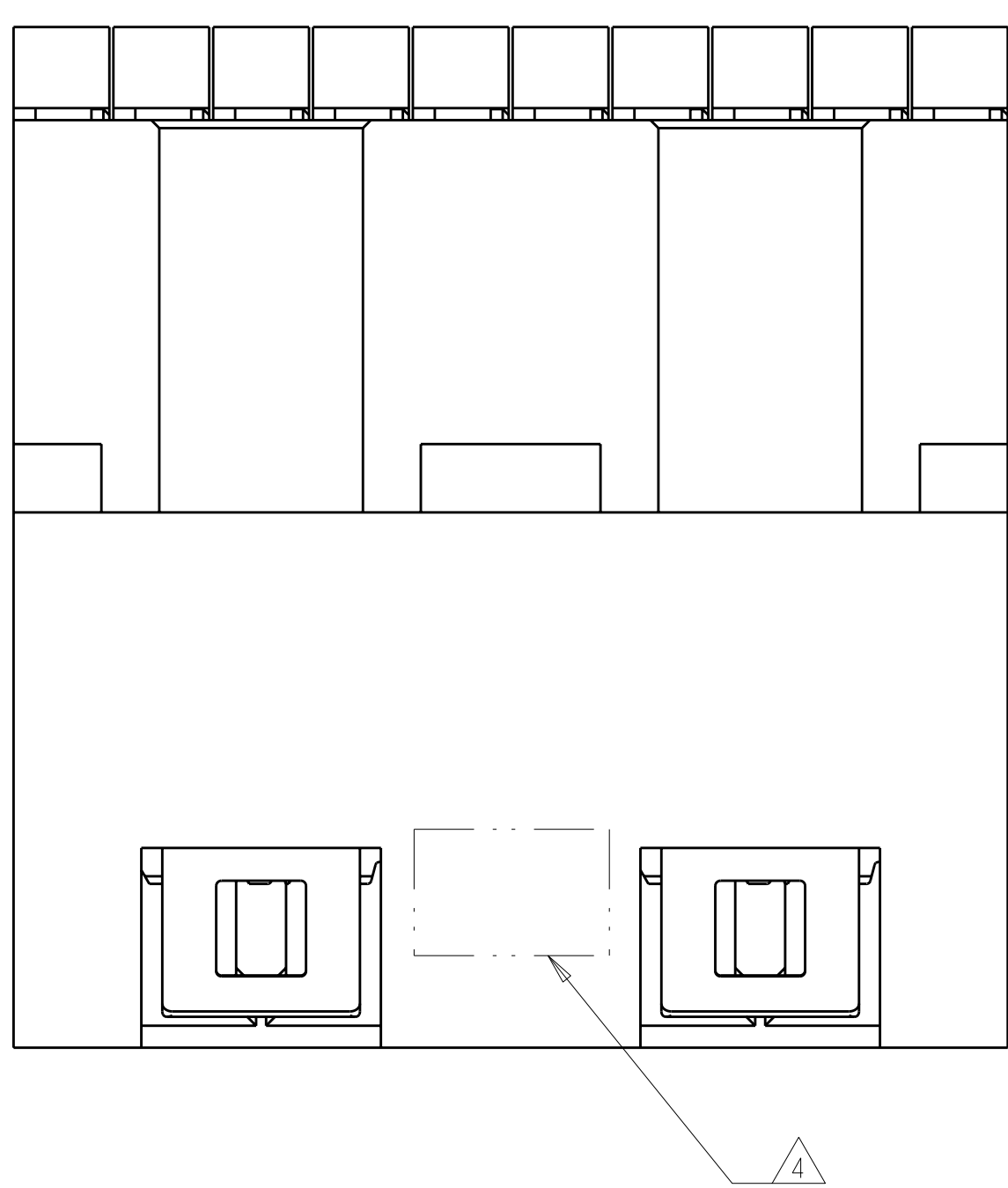
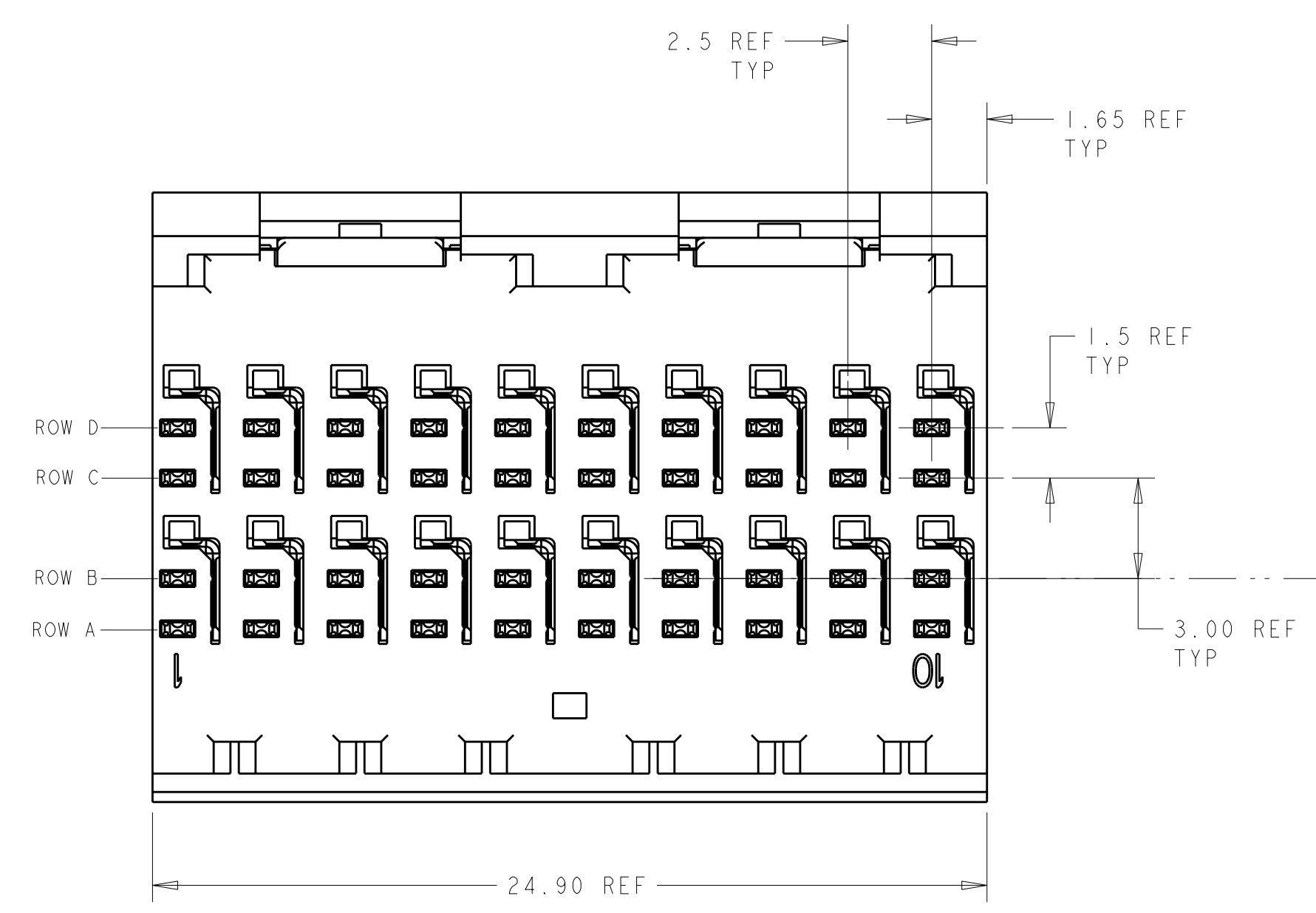


LOC	DIST	REV	DATE	DWN	APVD
AD	00	C	13APR2011	RKC	JE
		DESCRIPTION			
		REV PER ECO-11-007577			

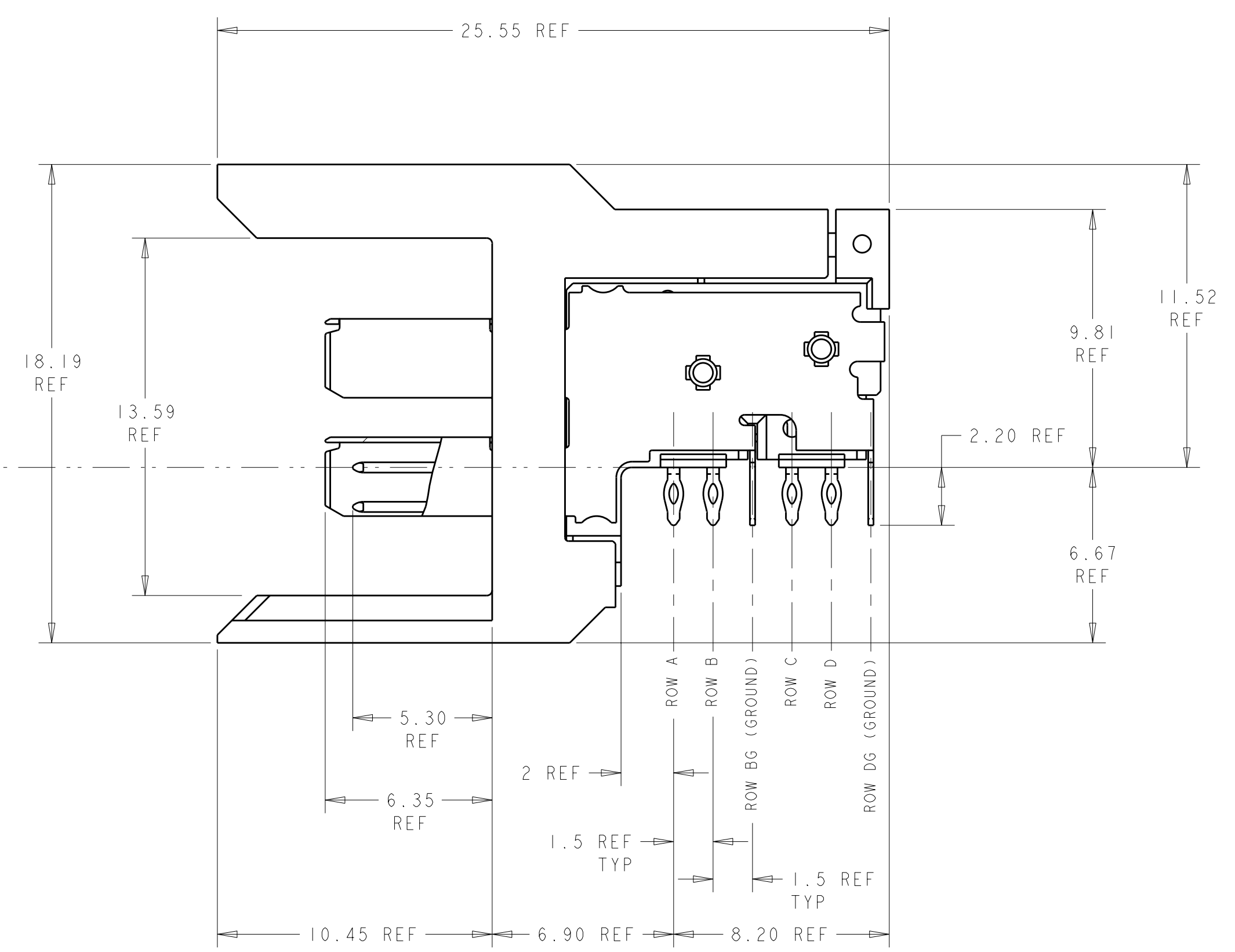


RECOMMENDED PC BOARD LAYOUT
 COMPONENT SIDE SHOWN
 SCALE 4:1

- 1. PCB HOLE DIM:
 DRILLED HOLE = 0.700±0.025mm
 FINISHED HOLE = 0.600±0.050mm
 Cu THICKNESS = 0.0375±0.0125mm
 SnPb THICKNESS = 0.007±0.003mm
- 2. MATERIAL:
 CONTACT & SHIELD - PHOSPHOR BRONZE
 HOUSING & CHICKLET - GRAY GLASS FILLED POLYESTER
- 3. FINISH: SIGNAL AND GROUND CONTACTS:
 MATING AREA: MEETS THE PERFORMANCE REQUIREMENTS OF
 PRODUCT SPECIFICATION 108-2055; BASED ON TELCORDIA
 GR-1217-CORE, APPLICATIONS IN UNCONTROLLED
 ENVIRONMENTS
 COMPLIANT PIN AREA: 0.5 μm MIN BRIGHT
 TIN-LEAD OVER BASE PLATING
- 4. CONNECTOR MARKED WITH PART NUMBER AND
 DATE CODE IN APPROXIMATE AREA SHOWN
- 5. DIMENSION APPLIES TO CENTERLINE OF THRU HOLE
- 6. DATUMS AND BASIC DIMENSIONS ESTABLISHED BY CUSTOMER
- 7. CONTACT AREA LUBRICATED WITH BELLCORE APPROVED LUBRICANT.
 TECHNICAL REFERENCE: GR-1217-CORE, ISSUE 1, NOVEMBER 1995



TOP SURFACE OF
 DAUGHTER CARD



1469354-1
 PART NUMBER

THIS DRAWING IS A CONTROLLED DOCUMENT.		DWN S. J. MAGARO 18NOV2003	TE Connectivity	
DIMENSIONS:		CHK D. S. SZCZESNY 18NOV2003	NAME HEADER ASSEMBLY, RIGHT ANGLE, 2 PAIR, LATCHING, HMZd	
TOLERANCES UNLESS OTHERWISE SPECIFIED:		APVD	PRODUCT SPEC	
mm			APPLICATION SPEC	
9 PLC ± 3 PLC ± 5 PLC ± 4 PLC ± ANGLES ±			SIZE CAGE CODE DRAWING NO A100779C=1469354	
MATERIAL			RESTRICTED TO	
FINISH			WEIGHT	
			CUSTOMER DRAWING	
			SCALE 6:1 SHEET 1 OF 1 REV C	