© – TE Connectivity. All Rights Reserved.

REVISIONS					
P	LTR	DESCRIPTION	DATE	DWN	APVD
	G4	REVISED PER ECN-22-185269	18NOV2022	RK	MF

1. ASSEMBLY MAY BE BROKEN TO THE DESIRED NUMBER OF POSITIONS.
2. TRUE POSITION TOLERANCE OF THE POST TIPS APPLIES WHEN THE HEADER IS HELD FLAT AGAINST THE PRINTED CIRCUIT BOARD.
3. THE NOTED DIMENSIONS APPLY AT THE INTERSECTION OF THE POST AND HOUSING.
4. PLATING: 0.000381 [.000015] GOLD ON CONTACT AREA, .00254–0.00508 [.000100–.000200] MATTE TIN–LEAD ON SOLDER TAIL, ALL OVER 0.00127 [.000050] NICKEL.
5. HOUSING: LCP, COLOR–BLACK. POST: COPPER ALLOY.
6. PLATING: 0.000381 [.000015] GOLD ON CONTACT AREA, .00254–0.00508 [.000100–.000200] MATTE TIN ON SOLDER TAIL, ALL OVER 0.00127 [.000050] NICKEL.
7. OBSOLETE PARTS: OBSOLETE CIS STREAMLINING PER D.RENAUD/D.SINISI.

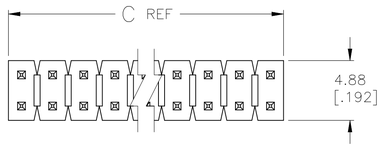

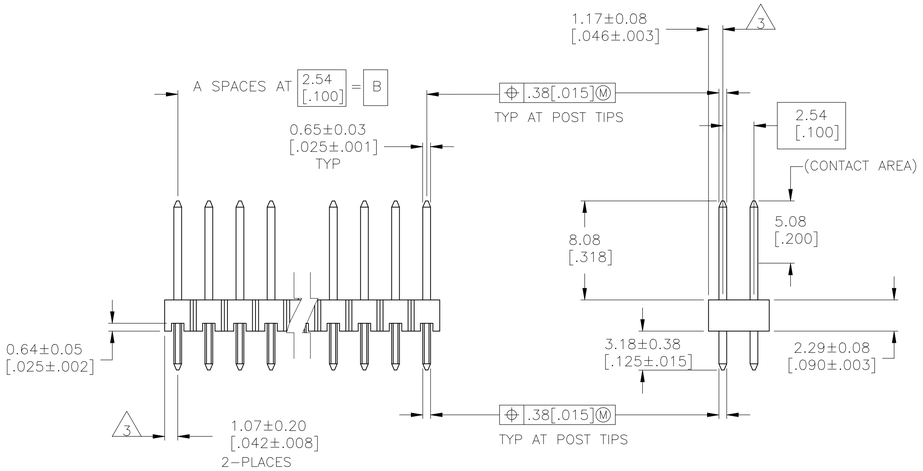

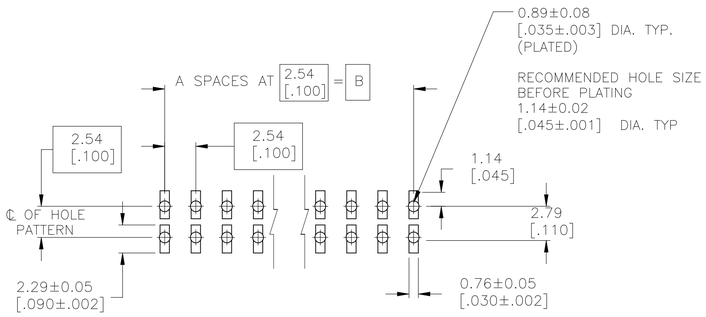

RECOMMENDED PC BOARD MOUNTING DIMENSIONS
FOR .063 [1.60] THICK PC BOARD AND
.012 [.305] STENCIL THICK

6	101.19 [3.984]	99.06 [3.900]	39	80	9–146252–0
6	98.65 [3.884]	96.52 [3.800]	38	78	8–146252–9
6	96.11 [3.784]	93.98 [3.700]	37	76	8–146252–8
6	93.57 [3.684]	91.44 [3.600]	36	74	8–146252–7
6	91.03 [3.584]	88.90 [3.500]	35	72	8–146252–6
6	88.49 [3.484]	86.36 [3.400]	34	70	8–146252–5
6	85.95 [3.384]	83.82 [3.300]	33	68	8–146252–4
6	83.41 [3.284]	81.28 [3.200]	32	66	8–146252–3
6	80.87 [3.184]	78.74 [3.100]	31	64	8–146252–2
6	78.33 [3.084]	76.20 [3.000]	30	62	8–146252–1
6	75.79 [2.984]	73.66 [2.900]	29	60	8–146252–0
6	73.25 [2.884]	71.12 [2.800]	28	58	7–146252–9
6	70.71 [2.784]	68.58 [2.700]	27	56	7–146252–8
6	68.17 [2.684]	66.04 [2.600]	26	54	7–146252–7
6	65.63 [2.584]	63.5 [2.500]	25	52	7–146252–6
6	63.09 [2.484]	60.96 [2.400]	24	50	7–146252–5
6	60.55 [2.384]	58.42 [2.300]	23	48	7–146252–4
6	58.01 [2.284]	55.88 [2.200]	22	46	7–146252–3
6	55.47 [2.184]	53.34 [2.100]	21	44	7–146252–2
6	52.93 [2.084]	50.80 [2.000]	20	42	7–146252–1
6	50.39 [1.984]	48.26 [1.900]	19	40	7–146252–0
6	47.85 [1.884]	45.72 [1.800]	18	38	6–146252–9
6	45.31 [1.784]	43.18 [1.700]	17	36	6–146252–8
6	42.77 [1.684]	40.64 [1.600]	16	34	6–146252–7
6	40.23 [1.584]	38.10 [1.500]	15	32	6–146252–6
6	37.69 [1.484]	35.56 [1.400]	14	30	6–146252–5
6	35.15 [1.384]	33.02 [1.300]	13	28	6–146252–4
6	32.61 [1.284]	30.48 [1.200]	12	26	6–146252–3
6	30.07 [1.184]	27.94 [1.100]	11	24	6–146252–2
6	27.53 [1.084]	25.40 [1.000]	10	22	6–146252–1
6	24.99 [.984]	22.86 [.900]	9	20	6–146252–0
6	22.45 [.884]	20.32 [.800]	8	18	5–146252–9
6	19.91 [.784]	17.78 [.700]	7	16	5–146252–8
6	17.37 [.684]	15.24 [.600]	6	14	5–146252–7
6	14.83 [.584]	12.70 [.500]	5	12	5–146252–6
6	12.29 [.484]	10.16 [.400]	4	10	5–146252–5
6	9.75 [.384]	7.62 [.300]	3	8	5–146252–4
6	7.21 [.284]	5.08 [.200]	2	6	5–146252–3
6	4.67 [.184]	2.54 [.100]	1	4	5–146252–2
6	2.13 [.084]	– [–]	0	2	5–146252–1
PLATING	C	B	A	NO. OF POSITIONS	PART NUMBER

	OBSOLETE	4	101.19 [3.984]	99.06 [3.900]	39	80	~~4–146252–0~~
	OBSOLETE 7	4	98.65 [3.884]	96.52 [3.800]	38	78	~~3–146252–9~~
		4	96.11 [3.784]	93.98 [3.700]	37	76	~~3–146252–8~~
		4	93.57 [3.684]	91.44 [3.600]	36	74	~~3–146252–7~~
		4	91.03 [3.584]	88.90 [3.500]	35	72	~~3–146252–6~~
		4	88.49 [3.484]	86.36 [3.400]	34	70	~~3–146252–5~~
		4	85.95 [3.384]	83.82 [3.300]	33	68	~~3–146252–4~~
		4	83.41 [3.284]	81.28 [3.200]	32	66	~~3–146252–3~~
7	SUPERCEDED	4	80.87 [3.184]	78.74 [3.100]	31	64	~~3–146252–2~~
7	OBSOLETE	4	78.33 [3.084]	76.20 [3.000]	30	62	~~3–146252–1~~
7	SUPERCEDED	4	75.79 [2.984]	73.66 [2.900]	29	60	~~3–146252–0~~
	OBSOLETE 7	4	73.25 [2.884]	71.12 [2.800]	28	58	~~2–146252–9~~
		4	70.71 [2.784]	68.58 [2.700]	27	56	~~2–146252–8~~
		4	68.17 [2.684]	66.04 [2.600]	26	54	~~2–146252–7~~
		4	65.63 [2.584]	63.5 [2.500]	25	52	~~2–146252–6~~
7	SUPERCEDED	4	63.09 [2.484]	60.96 [2.400]	24	50	~~2–146252–5~~
	OBSOLETE 7	4	60.55 [2.384]	58.42 [2.300]	23	48	~~2–146252–4~~
		4	58.01 [2.284]	55.88 [2.200]	22	46	~~2–146252–3~~
		4	55.47 [2.184]	53.34 [2.100]	21	44	~~2–146252–2~~
		4	52.93 [2.084]	50.80 [2.000]	20	42	~~2–146252–1~~
		4	50.39 [1.984]	48.26 [1.900]	19	40	~~2–146252–0~~
		4	47.85 [1.884]	45.72 [1.800]	18	38	~~1–146252–9~~
		4	45.31 [1.784]	43.18 [1.700]	17	36	~~1–146252–8~~
7	SUPERCEDED	4	42.77 [1.684]	40.64 [1.600]	16	34	~~1–146252–7~~
7	OBSOLETE	4	40.23 [1.584]	38.10 [1.500]	15	32	~~1–146252–6~~
7	SUPERCEDED	4	37.69 [1.484]	35.56 [1.400]	14	30	~~1–146252–5~~
7	OBSOLETE	4	35.15 [1.384]	33.02 [1.300]	13	28	~~1–146252–4~~
	SUPERCEDED 7	4	32.61 [1.284]	30.48 [1.200]	12	26	~~1–146252–3~~
		4	30.07 [1.184]	27.94 [1.100]	11	24	~~1–146252–2~~
		4	27.53 [1.084]	25.40 [1.000]	10	22	~~1–146252–1~~
		4	24.99 [.984]	22.86 [.900]	9	20	~~1–146252–0~~
7	OBSOLETE	4	22.45 [.884]	20.32 [.800]	8	18	~~146252–9~~
	SUPERCEDED 7	4	19.91 [.784]	17.78 [.700]	7	16	~~146252–8~~
		4	17.37 [.684]	15.24 [.600]	6	14	~~146252–7~~
		4	14.83 [.584]	12.70 [.500]	5	12	~~146252–6~~
		4	12.29 [.484]	10.16 [.400]	4	10	~~146252–5~~
		4	9.75 [.384]	7.62 [.300]	3	8	~~146252–4~~
		4	7.21 [.284]	5.08 [.200]	2	6	~~146252–3~~
		4	4.67 [.184]	2.54 [.100]	1	4	~~146252–2~~
		4	2.13 [.084]	– [–]	0	2	~~146252–1~~
	PLATING	C	B	A	NO. OF POSITIONS	PART NUMBER

THIS DRAWING IS A CONTROLLED DOCUMENT.

DIMENSIONS: mm [INCHES]

TOLERANCES UNLESS OTHERWISE SPECIFIED:
0 PLC ± –
1 PLC ± –
2 PLC ± 0.51[.02]
3 PLC ± 0.127[.005]
4 PLC ± 0.0127[.0005]
ANGLES ± –

MATERIAL 5

FINISH SEE TABLE

DWN T. HOFFMAN 08-05-95
CHK G. DUBNICZKI 03-10-95
APVD G. DUBNICZKI 03-10-95

PRODUCT SPEC –
APPLICATION SPEC –
WEIGHT –

CUSTOMER DRAWING

TE Connectivity

NAME HEADER ASSEMBLY, MOD II, BREAKAWAY, DOUBLE ROW, VERTICAL, HIGH TEMPERATURE

SIZE	CAGE CODE	DRAWING NO	RESTRICTED TO
A1	00779	C-146252	–

SCALE 4:1 SHEET 1 OF 1 REV G4

4805 (1/15)