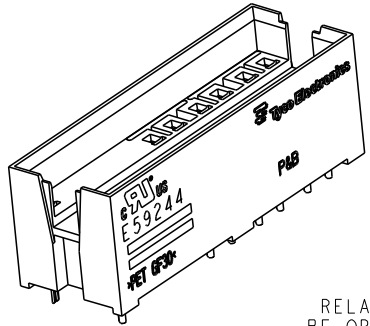
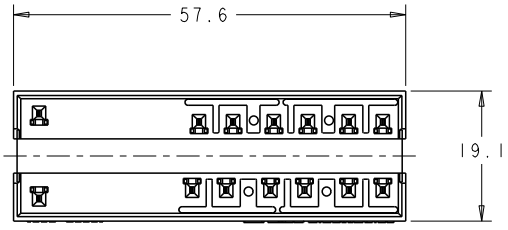
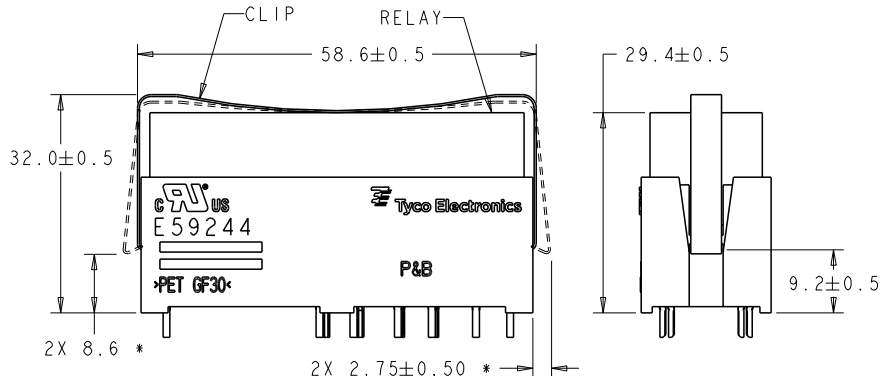


THIS DRAWING IS UNPUBLISHED. RELEASED FOR PUBLICATION 29
 © COPYRIGHT 20 BY TYCO ELECTRONICS CORPORATION. ALL RIGHTS RESERVED.

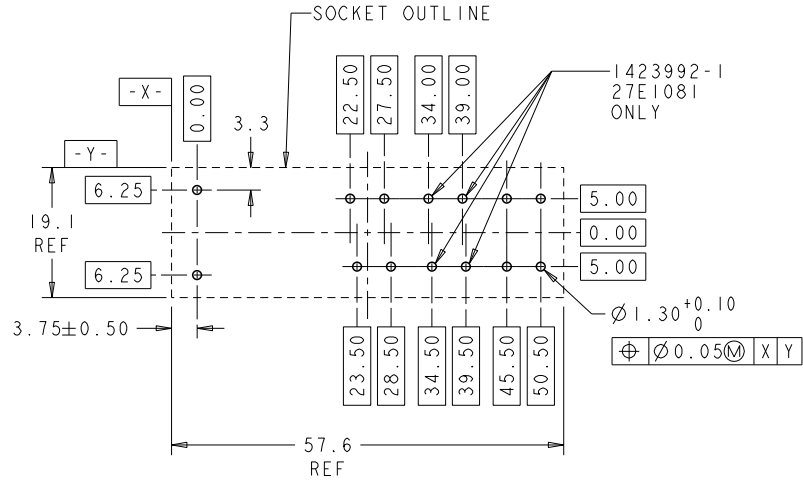
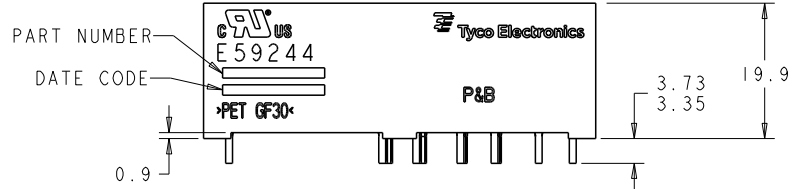
REVISIONS					
P	LTR	DESCRIPTION	DATE	DNW	APVD
0		RELEASED PER GPR04-062	23JUL2004	TCS	HL
A		ECR-05-000005	5JAN2005	TCS	HL
B		ECR-10-023228	03DEC2010	JS	WW



RELAY AND CLIP MUST BE ORDERED SEPERATELY



CLEARANCE INFORMATION ONLY
 * = CLEARANCE NEEDED TO INSTALL/REMOVE CLIP



SUGGESTED PCB LAYOUT (BOTTOM VIEW)

- NOTES:
 1. MATERIAL: CONTACTS - COPPER ALLOY
 HOUSING - FR-PET,
 30% GLASS,
 COLOR - BLACK
 2. PLATING: CONTACTS - HALT-TIN DIPPED

27E1082	1423992-2	10
27E1081	1423992-1	14
P&B PART NUMBER	TYCO ELECTRONICS PART NUMBER	NUMBER OF POSITIONS

<small>THIS DRAWING IS A CONTROLLED DOCUMENT FOR TYCO ELECTRONICS CORPORATION. IT IS SUBJECT TO CHANGE WITHOUT NOTICE AND WITHOUT NOTICE TO THE USER. THE USER SHALL BE RESPONSIBLE FOR VERIFYING THE DIMENSIONS OF THE PARTS OF THIS DRAWING.</small>		DNW: 29JAN2004 J.C. YOSIUR CHK: 29JAN2004 APVD: 29JAN2004	Tyco Electronics Harrisburg, PA 17105-3608
DIMENSIONS: mm 	TOLERANCES UNLESS OTHERWISE SPECIFIED: 0 PLC ±. 1 PLC ±0.5 2 PLC ±0.13 3 PLC ±0.013 4 PLC ±0.0001 ANGLES ±	NAME: SOCKET ASSEMBLY, SRG, ASYMMETRICAL PATTERN PRODUCT SPEC: - APPLICATION SPEC: - WEIGHT: - CUSTOMER DRAWING: -	SIZE: A2 CAGE CODE: 00779 DRAWING NO: C=1423992 RESTRICTED TO: - SCALE: 2:1 SHEET: 1 OF 1 REV: B