THIS DRAWING IS UNPUBLISHED. RELEASED FOR PUBLICATION 20
© COPYRIGHT 20 BY - ALL RIGHTS RESERVED.

LOC	DIST
AD	00

REVISIONS

P	LTR	DESCRIPTION	DATE	DWN	APVD
	D1	REVISED PER ECO-12-007724	05JUN2012	KH	AS

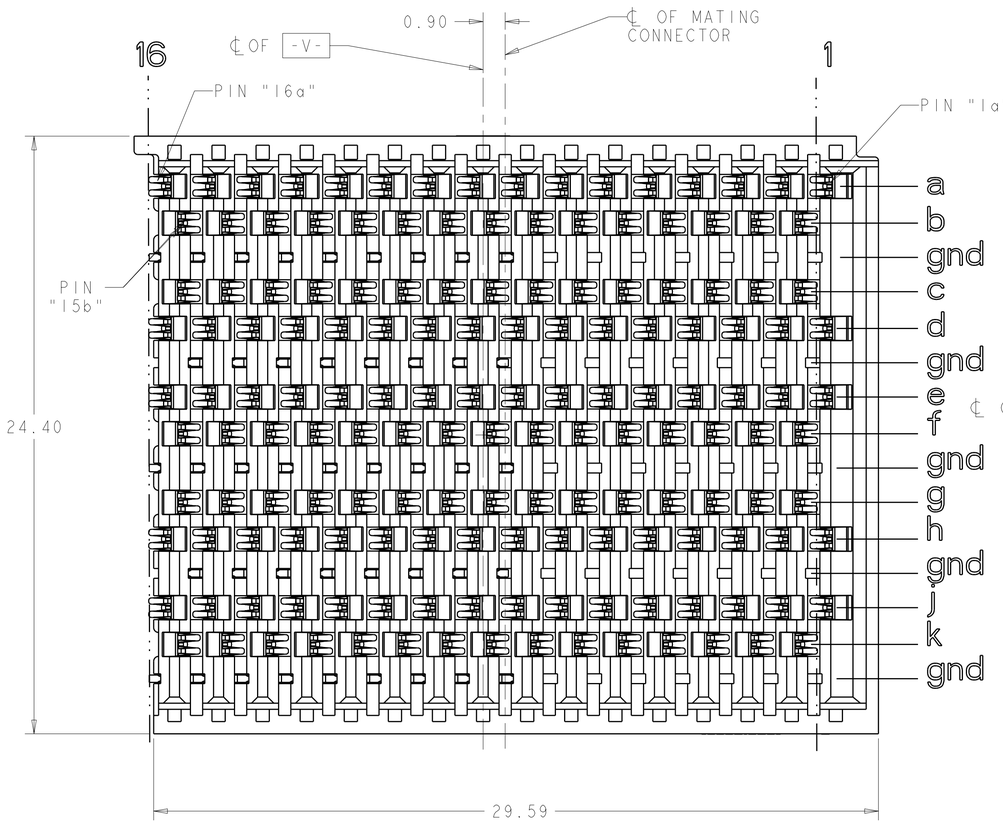

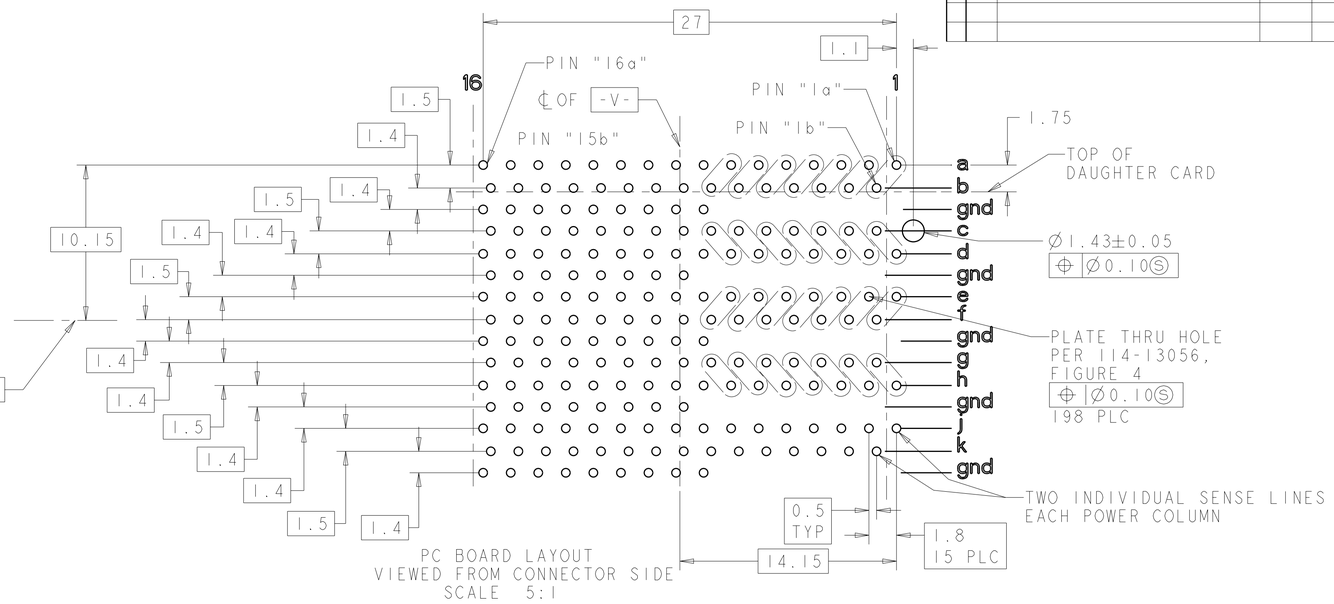

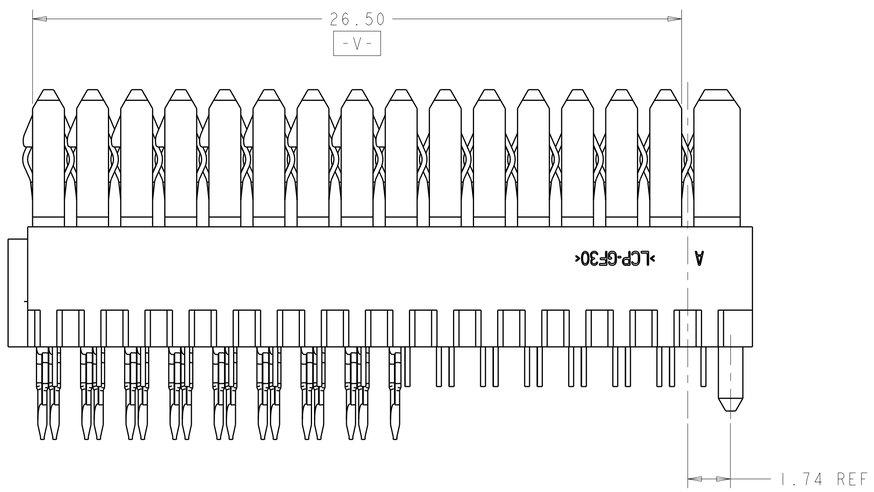

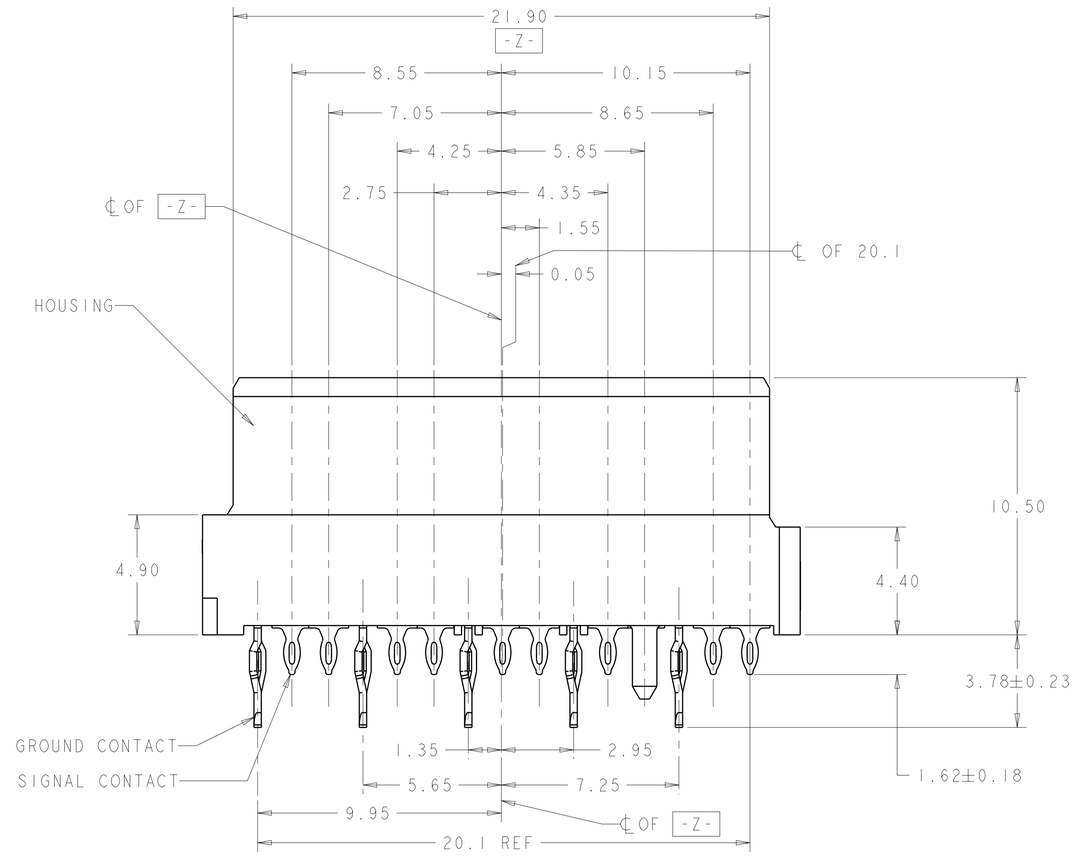

1. HOUSING: LCP, UL94V-0, BLACK.
   CONTACT: PHOSPHOR BRONZE.
2. 1.27µm GOLD PER ASTM B 488 IN CONTACT AREA, 1.27µm MIN TIN-LEAD ON PCB TAIL, OVER 3.81µm MIN NICKEL PER SAE AMS-QQ-N-290 OVER ALL.
4. 1.27µm GOLD PER ASTM B 488 IN CONTACT AREA, 0.50µm MIN MATTE TIN PER ASTM B 545 ON PCB TAIL, OVER 3.81 µm MIN NICKEL PER SAE AMS-QQ-N-290 OVER ALL.

FINISH	PART NO
4	1410998-2
2	1410998-1

THIS DRAWING IS A CONTROLLED DOCUMENT.

DIMENSIONS: mm

TOLERANCES UNLESS OTHERWISE SPECIFIED:
0 PLC ±-
1 PLC ±0.5
2 PLC ±0.13
3 PLC ±-
4 PLC ±-
ANGLES ±0°0'

MATERIAL 1
FINISH 2

DWN	B.CARBO	24JUL2006
CHK	G.GRIFFITH	24JUL2006
APVD	G.GRIFFITH	24JUL2006

PRODUCT SPEC 108-2072
APPLICATION SPEC 114-13056
WEIGHT -

TE Connectivity

NAME: ASSEMBLY, VERTICAL, LEFT END, FULL, 25.4mm POWER COMBINATION, MULTIGIG RTI, BACKPLANE CONNECTOR

SIZE	CAGE CODE	DRAWING NO	RESTRICTED TO
A1	00779	C-1410998	-

CUSTOMER DRAWING | SCALE 5:1 | SHEET 1 OF 1 | REV D1

4805 (3/11)
Pro/ENGINEER DRAWING