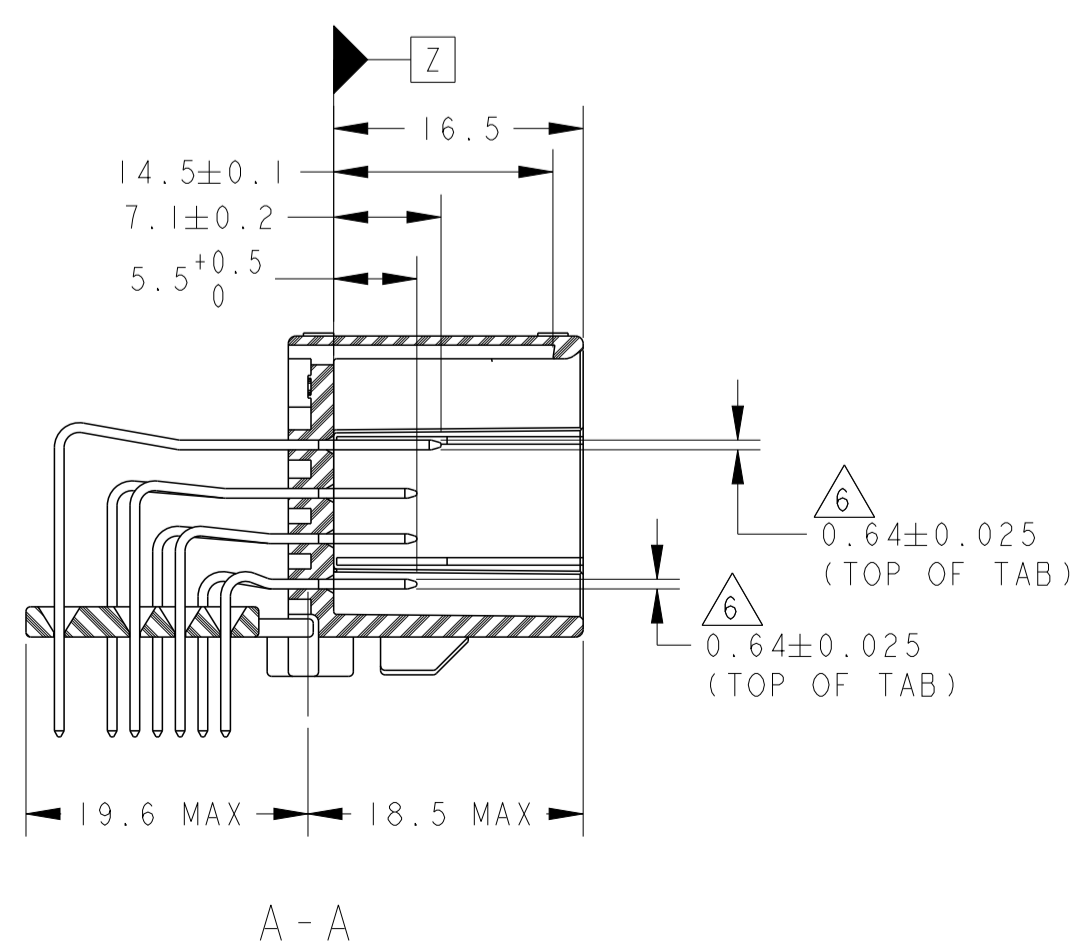
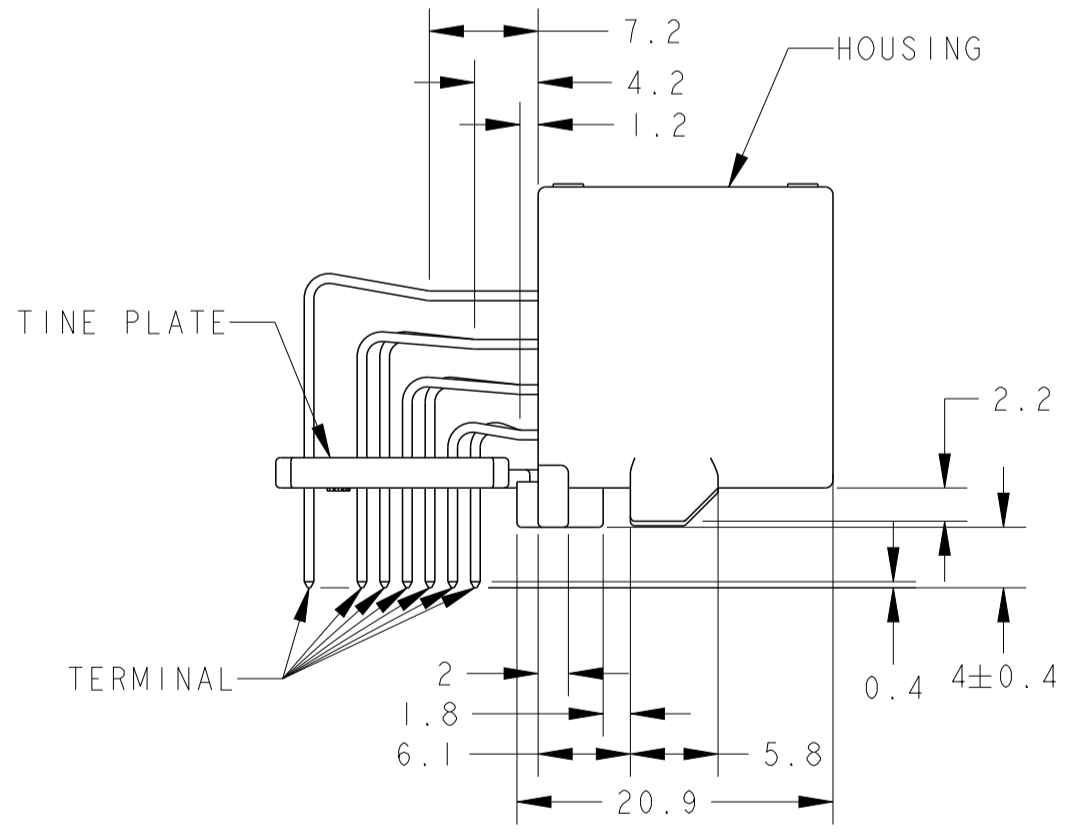
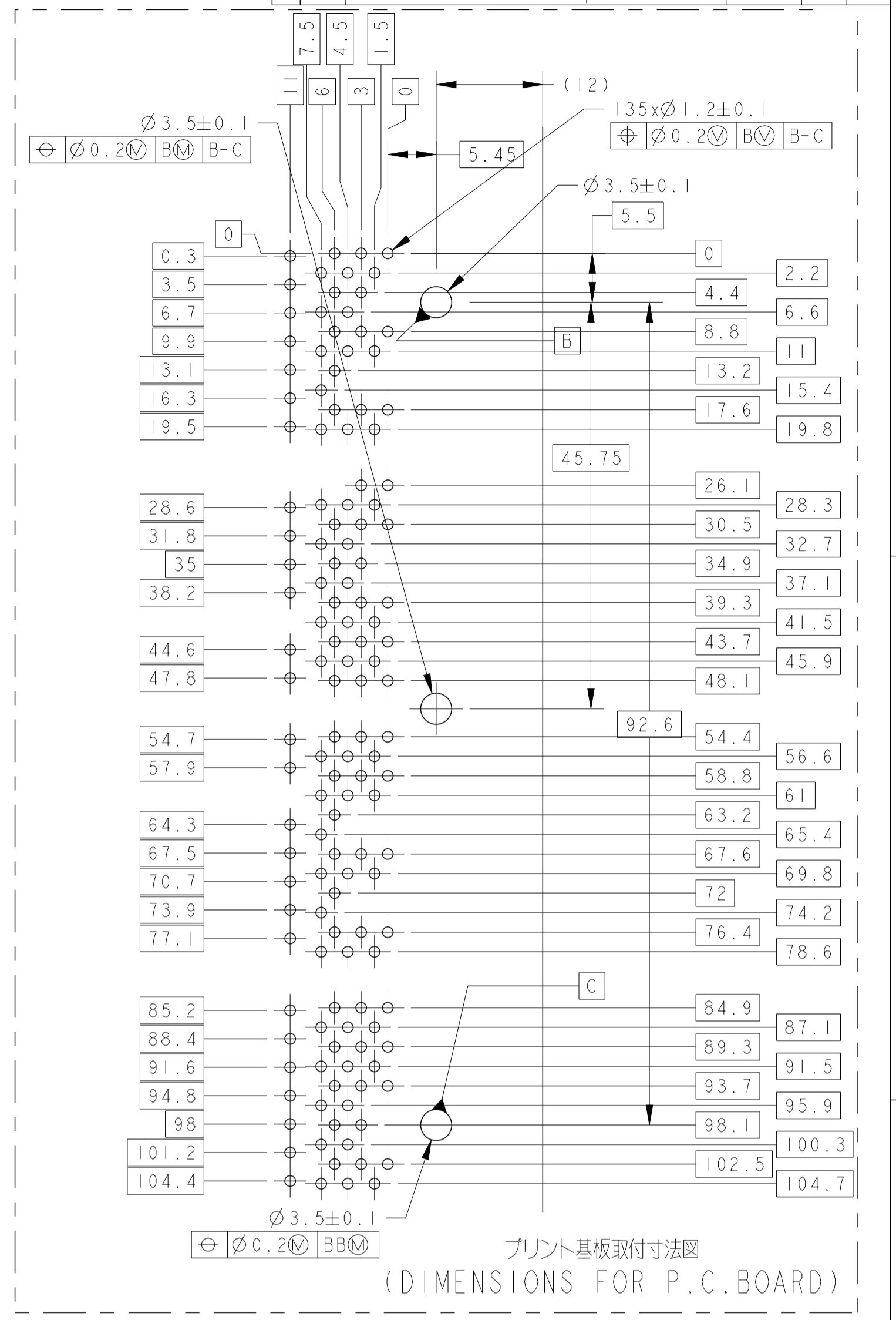
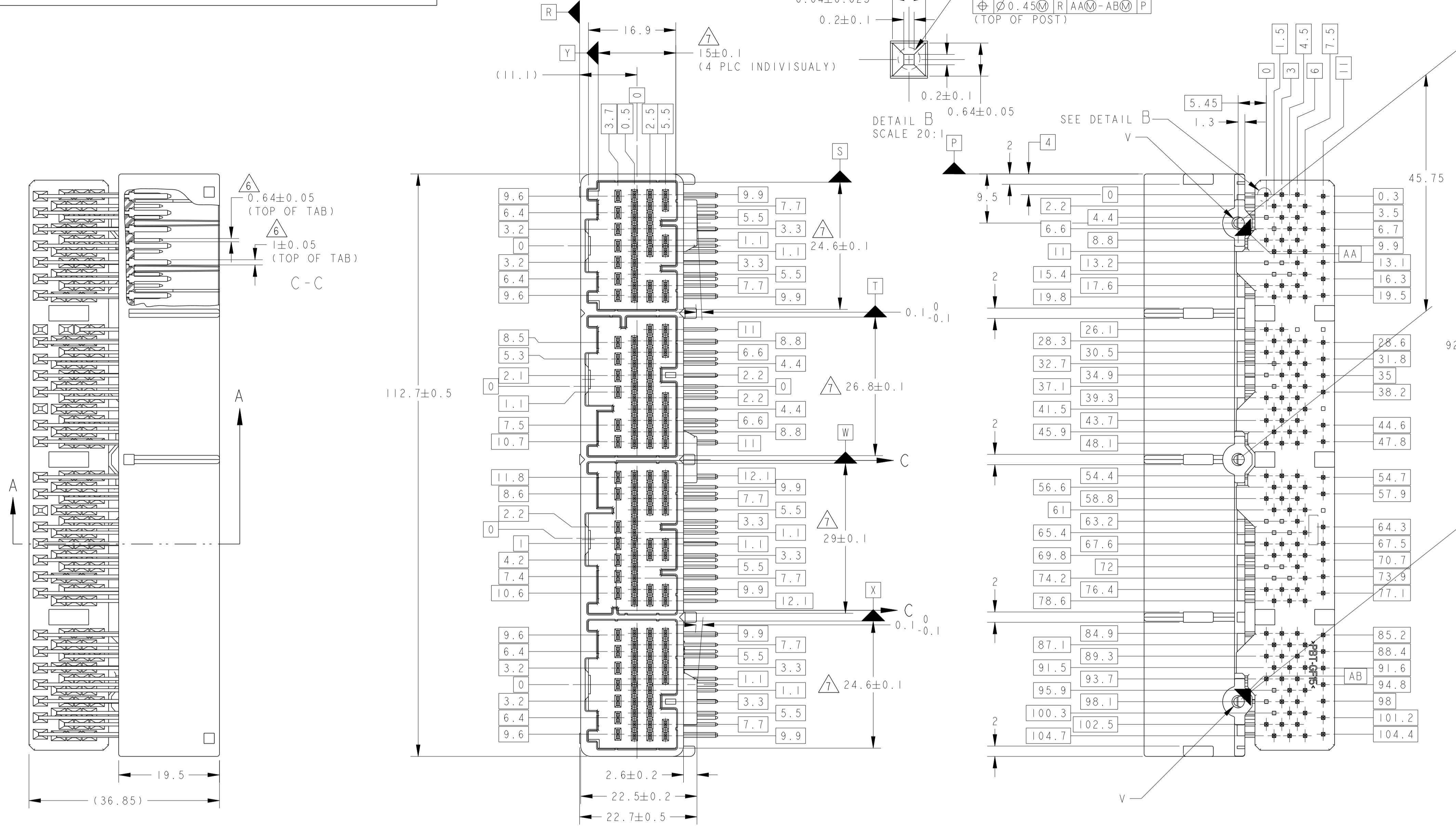


REV. NO.	DATE	BY	CHKD.	DESCRIPTION
G4	23JAN2012	TS	KB	REVISED
G5	20JUN2012	TS	KB	REVISED
G6	31OCT2016	KF	HY	REVISED
G7	15FEB2024	AG	RR	REVISED



- 1. 嵌合相手ハウジング型番 : TABLE -1参照
- 2. 回路番号 : FIG 1 参照
- 3. 端子構成 : FIG 1 参照
- 4. 推奨取付ねじ : JIS B1115, B1122タッピングねじ. なべ2種. 呼び径3. 長さTABLE-2参照
- 5. ねじ締めトルク (参考値) : 0.392N・m MAX
- 6. $\oplus 0.3 \text{ (Z Y) DTMM}$ 径. 3次DTMについては S, T, W, X を各々のブロック毎に適用すること
- 7. Zより7.5mmの位置で測定
- 8. コンタクト仕上識別記号 : 表参照
- 9. 取扱説明書 NO. : 411-5932

- 1. PART NO OF PLUG HOUSINGS TO BE MATED : SEE TABLE -1
- 2. CIRCUIT NUMBERS ; SEE FIG 1
- 3. DETAIL OF TERMINAL SIZE; SEE FIG 1
- 4. RECOMMENDED SCREW: PAN-HEADED, TYPE 2 TAPPING SCREW, NOMINAL DIAMETER 3mm, LENGTH:SEE TABLE-2 (JIS B1115, B1122)
- 5. FASTENING TORQUE (REF): 0.392N・m MAX.
- 6. $\oplus 0.3 \text{ (Z Y) DTMM}$ TERTIARY DATUM; S, T, W, X OF EACH BLOCK.
- 7. MEASURED AT 7.5mm FROM Z
- 8. IDENTIFICATION MARK FOR THE CONTACT FINISH; SEE TABLE
- 9. INSTRUCTION SHEET NO.: 411-5932

POS	PLUG HOUSING PART NUMBER
34	1123337 1674925
35	1123338 1674558
35	1123340 1674928
31	1123341 1674919

プリント基板板厚 (mm) THICKNESS OF PCB (mm)	1.2	1.6
固定用ねじ着下長さ (mm) NOMINAL LENGTH OF SCREW (mm)	5	6

THIS DRAWING IS A CONTROLLED DOCUMENT.

DIMENSIONS: 単位: mm	TOLERANCES UNLESS OTHERWISE SPECIFIED: 一般公差: ±0.3	OWN: T. NOGUCHI 28AUG2000	CHK: N. SAI 28AUG2000	REVISED: N. SAI 28AUG2000
MATERIAL: 参照表参照 CONTACT: BRASS	FINISH: 参照表参照	PRODUCT SPEC: 108-5674	APPLICATION SPEC: 114-5217, 5250	WEIGHT: 参照表参照

STE TE Connectivity

025/040 ECU CONNECTOR
135 POSITION CAP HOUSING ASSEMBLY

SIZE: A1 CAGE CODE: 00779 DRAWING NO: 1376430

CUSTOMER DRAWING SCALE: 2:1 SHEET 1 OF 3 REV: G7

REV. NO.		REVISIONS				
LOC	DIST	REV	DATE	BY	APPV	
J	-	1				
SEE SHEET 1 OF 3						

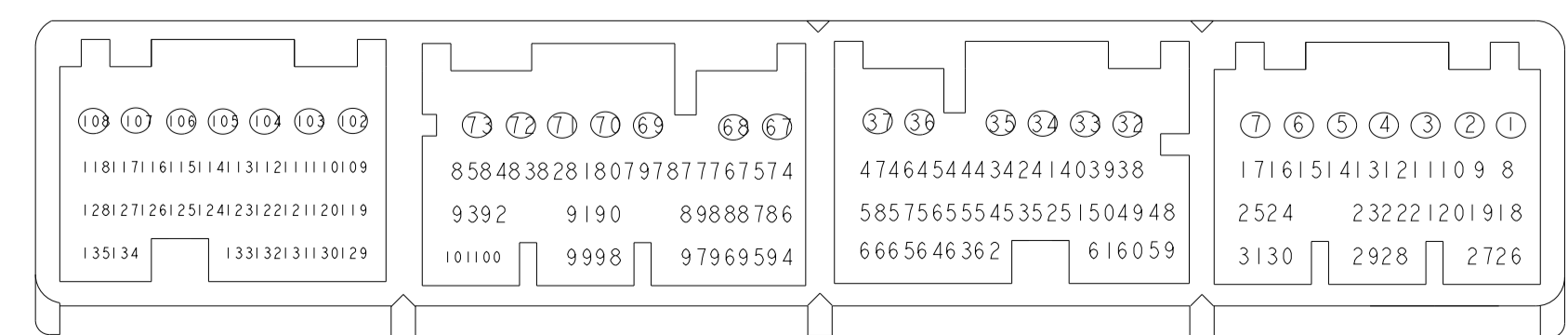
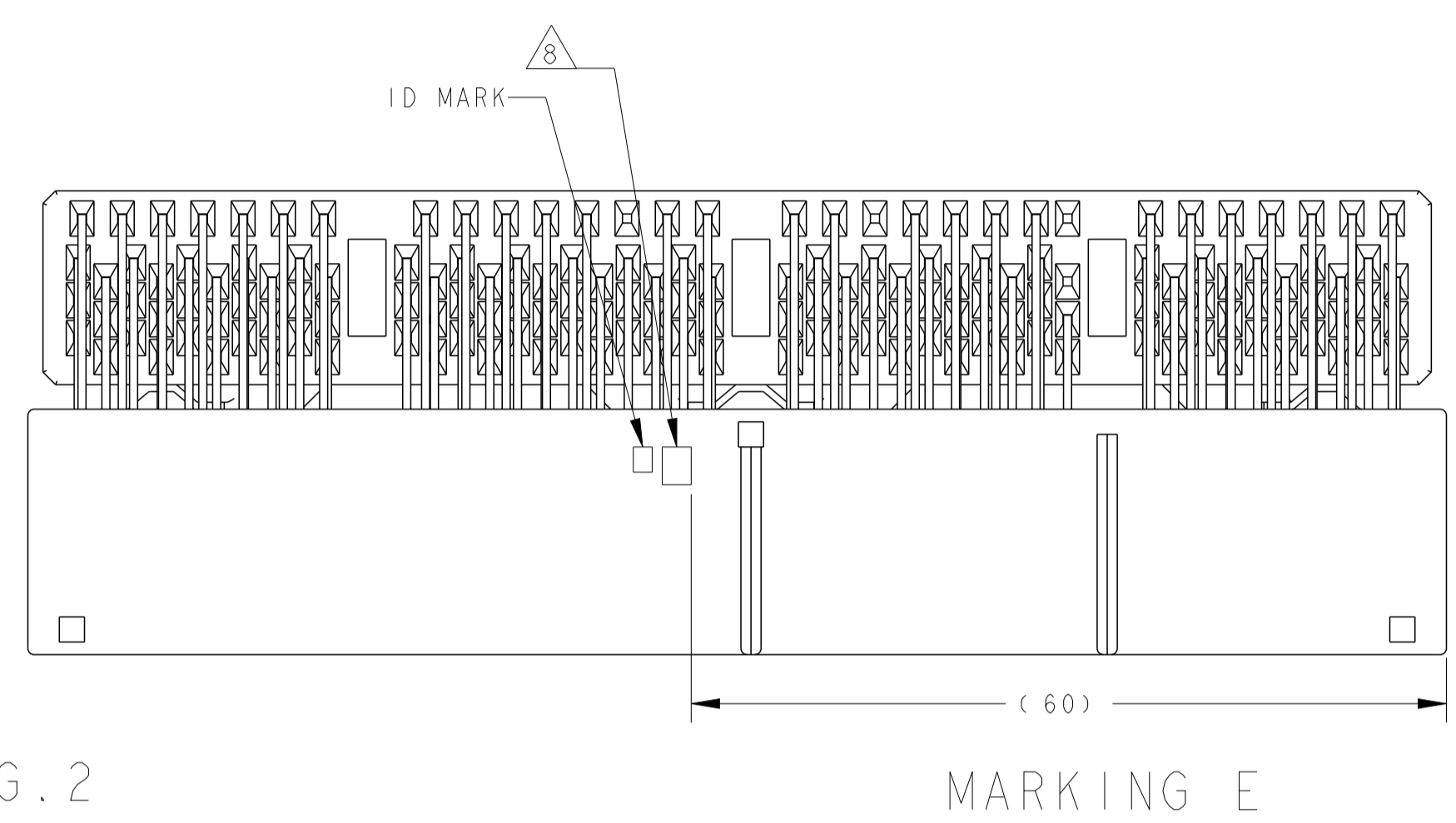
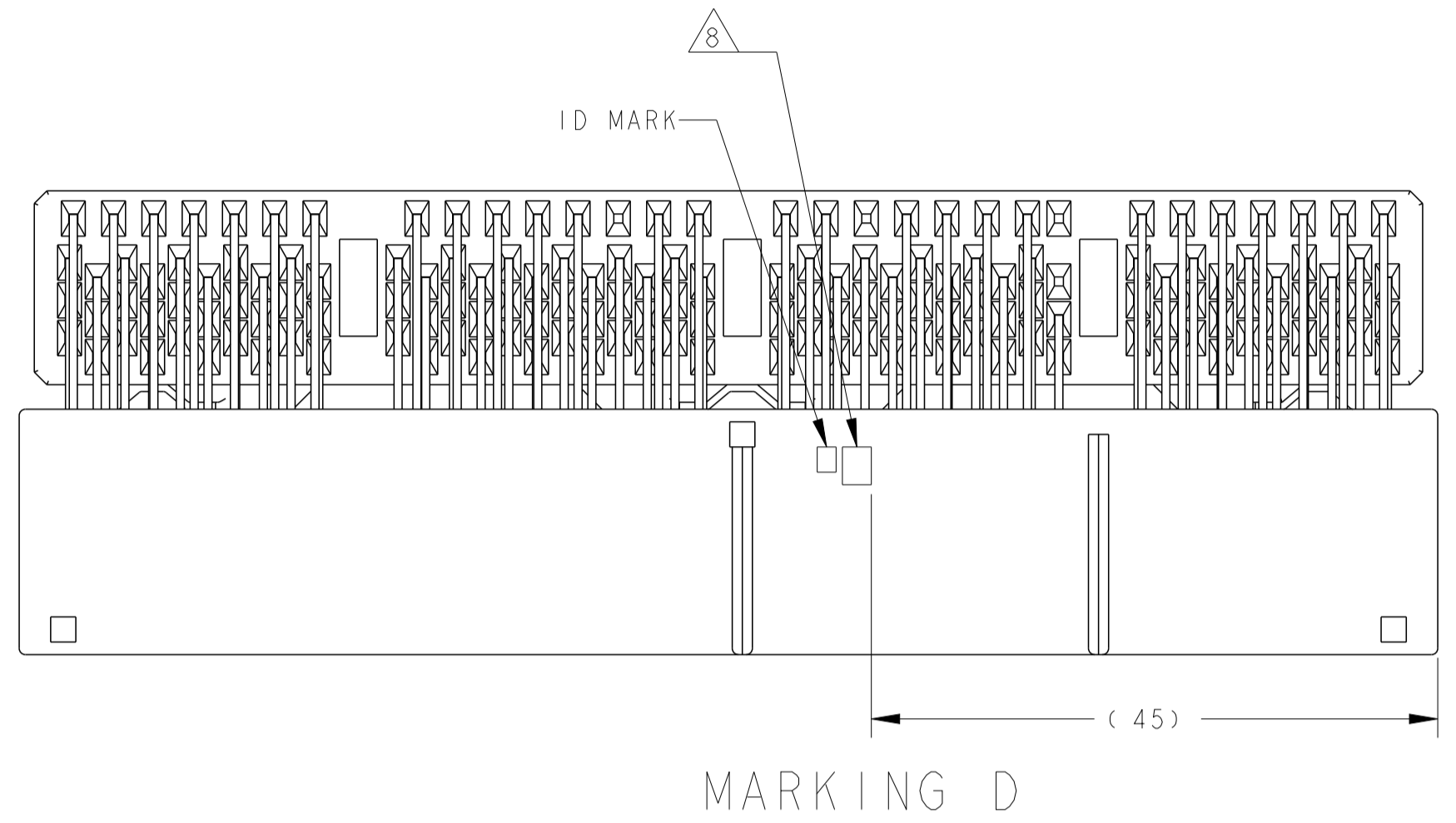


FIG. 1 O: 040 CONTACT

STATUS	LOC	DIST	REV	DATE	BY	APPV	DESCRIPTION	ECN	DATE	DWN	APVD	PART NUMBER				
OBSOLETE	E	C	∅2.63	PAPER BOX ダンボール箱	PLASTIC TUBE プラスチックチューブ	35	SELECTIVE TIN (MATTE)	SELECTIVE TIN (BRIGHT) x 125 SELECTIVE GOLD x 10		87,88,89,95,96,97 119,120,129,130	PBT	BLACK	SPS	NATURAL	3-1376430-2	
	E	C	∅2.63	PLASTIC BOX 通い箱	PLASTIC TUBE プラスチックチューブ	35	SELECTIVE TIN (MATTE)	SELECTIVE TIN (BRIGHT) x 125 SELECTIVE GOLD x 10		87,88,89,95,96,97 119,120,129,130	PBT	BLACK	SPS	NATURAL	3-1376430-1	
OBSOLETE	D	15	∅2.4	PAPER BOX ダンボール箱	PLASTIC TUBE プラスチックチューブ	39	SELECTIVE TIN (MATTE)	SELECTIVE TIN (BRIGHT) x 125 SELECTIVE GOLD x 10	1 TO 7,32 TO 37 67 TO 73,102 TO 108	8 TO 31,38 TO 66 74 TO 101,109 TO 135	PBT	NATURAL	PBT	NATURAL	3-1376430-0	
OBSOLETE	D	14	∅2.4	PLASTIC BOX 通い箱	PLASTIC TUBE プラスチックチューブ		SELECTIVE TIN (MATTE)	SELECTIVE TIN (BRIGHT) x 125 SELECTIVE GOLD x 10		87,88,89,95,96,97 119,120,129,130	PBT	NATURAL	PBT	NATURAL	2-1376430-8	
	D	13	∅2.4	PAPER BOX ダンボール箱	PLASTIC TUBE プラスチックチューブ		SELECTIVE TIN (MATTE)	SELECTIVE TIN (BRIGHT) x 125 SELECTIVE GOLD x 10		23,24,25,31,48,49 51,59,60,63	PBT	NATURAL	PBT	NATURAL	2-1376430-7	
OBSOLETE	D	10	∅2.4	PAPER BOX ダンボール箱	PLASTIC TUBE プラスチックチューブ	39	SELECTIVE TIN (MATTE)	SELECTIVE TIN (BRIGHT) x 127 SELECTIVE GOLD x 8		23 TO 25 29 TO 31,48, 49	PBT	NATURAL	PBT	NATURAL	2-1376430-4	
	E	61	∅2.4	PAPER BOX ダンボール箱	PLASTIC TUBE プラスチックチューブ		SELECTIVE TIN (MATTE)	SELECTIVE TIN (BRIGHT) x 127 SELECTIVE GOLD x 8	67,68	18 TO 31,48 TO 66 86 TO 101,119 TO 135	PBT	NATURAL	PBT	NATURAL	6376430-2	
	E	1	∅2.4	PLASTIC BOX 通い箱	PLASTIC TUBE プラスチックチューブ		SELECTIVE TIN (MATTE)	SELECTIVE TIN (BRIGHT) x 127 SELECTIVE GOLD x 8	67,68	18 TO 31,48 TO 66 86 TO 101,119 TO 135	PBT	NATURAL	PBT	NATURAL	6376430-1	
SEE DRAWING 1-1376430-7												2-1376430-2				
SEE DRAWING 2-1376430-1												1-1376430-7				
SEE DRAWING 2-1376430-1												2-1376430-1				
	D	A	∅2.4	PAPER BOX ダンボール箱	PLASTIC TUBE プラスチックチューブ	39	PRE-TIN	PRE-TIN x 135			PBT	NATURAL	PBT	NATURAL	1-1376430-8	
SEE DRAWING 1-1376430-6												1-1376430-6				
	D	9	∅2.4	PLASTIC BOX 通い箱	PLASTIC TUBE プラスチックチューブ	39	SELECTIVE TIN (MATTE)	SELECTIVE TIN (BRIGHT) x 129 SELECTIVE GOLD x 6		49,54,55,60,88,89	PBT	NATURAL	PBT	NATURAL	1-1376430-3	
	D	6	∅2.4	PLASTIC BOX 通い箱	PLASTIC TUBE プラスチックチューブ	39	SELECTIVE TIN (MATTE)	SELECTIVE TIN (BRIGHT) x 129 SELECTIVE GOLD x 6		46,48,49,59,60,65	PBT	NATURAL	PBT	NATURAL	1-1376430-2	
	D	3	∅2.4	PAPER BOX ダンボール箱	PLASTIC TUBE プラスチックチューブ		SAME AS 1376430-5					1-1376430-0				
OBSOLETE	D	5	∅2.4	PAPER BOX ダンボール箱	PLASTIC TUBE プラスチックチューブ	39	SELECTIVE TIN	PRE-TIN x 127 SELECTIVE GOLD x 8		23 TO 25 29 TO 31,48, 49	PBT	NATURAL	PBT	NATURAL	1376430-7	
	D	4	∅2.4	PLASTIC BOX 通い箱	PLASTIC TUBE プラスチックチューブ	34		PRE-TIN x 98			PBT	NATURAL	PBT	NATURAL	1376430-6	
	D	3	∅2.4	PLASTIC BOX 通い箱	PLASTIC TUBE プラスチックチューブ	39		PRE-TIN x 135			PBT	NATURAL	PBT	NATURAL	1376430-5	
	LOCATION 位置	CHARACTER 文字		OUTER 外装	INNER 内装	WEIGHT (g)	NO CONTACT CIRCUIT NO 欠番 欠	SOLDERING SIDE 半田付け部	CONTACT SIDE 接点部	040TAB	025 TAB	MATERIAL 材料	COLOR 色	MATERIAL 材料	COLOR 色	PART NUMBER 部品番号
	MARKING マーキング	△ 8	V	PACKING STYLE 梱包形態				CONTACT FINISH コンタクト仕上		GOLD PLATED CIRCUIT NO 金めっき回路番号		TINE PLATE タインプレート		HOUSING ハウジング		

THIS DRAWING IS A CONTROLLED DOCUMENT.

STE TE Connectivity

025/040 ECU CONNECTOR
135 POSITION CAP HOUSING ASSEMBLY

SIZE: A1 CAGE CODE: 00779 DRAWING NO: 1376430

DATE: 1:1 SHEET 2 OF 3 REV: G7

4

3

2

1

THIS DRAWING IS UNPUBLISHED.

RELEASED FOR PUBLICATION

© COPYRIGHT 2000

ALL RIGHTS RESERVED.

LOC
J

DIST
~~X~~

P

LTR

REVISIONS

変更

DESCRIPTION

DATE

DWN

APVD

SEE SHEET 1 OF 3

Side view of the cap housing assembly showing dimensions: (41.85), 36.85, (24.5), (23), and (24.4).

Engagement view of the cap housing assembly and plug housing assembly. Dimensions: (112.7) and (109.3). Labels: CAP HOUSING ASSEMBLY, PLUG HOUSING ASSEMBLY.

CAP HOUSING ASSEMBLY & PLUG HOUSING ASSEMBLY ENGAGEMENT VIEW
CAP HOUSING ASSEMBLY & PLUG HOUSING ASSEMBLY 嵌合図

THIS DRAWING IS A CONTROLLED DOCUMENT.		DWN	TE Connectivity	
DIMENSIONS: 単位: 毫米 mm		CHK		
		APVD		
TOLERANCES UNLESS OTHERWISE SPECIFIED: 一般公差 = ±0.3		PRODUCT SPEC		NAME
0-PLC ± 1-PLC ±0.1 2-PLC ±0.05 3-PLC ±0.025 4-PLC ±0.000J ANGLES ±3		SEE 1 OF 3		025/040 ECU CONNECTOR 135 POSITION CAP HOUSING ASSEMBLY
MATERIAL 材料 SEE TABLE		APPLICATION SPEC		SIZE
FINISH 仕上 SEE TABLE		SEE 1 OF 3		CAGE CODE
		WEIGHT		DRAWING NO
		SEE TABLE		00779
		CUSTOMER DRAWING		SCALE
				1:1
				SHEET
				3 OF 3
				REV
				G7

1470-19 (3/11)