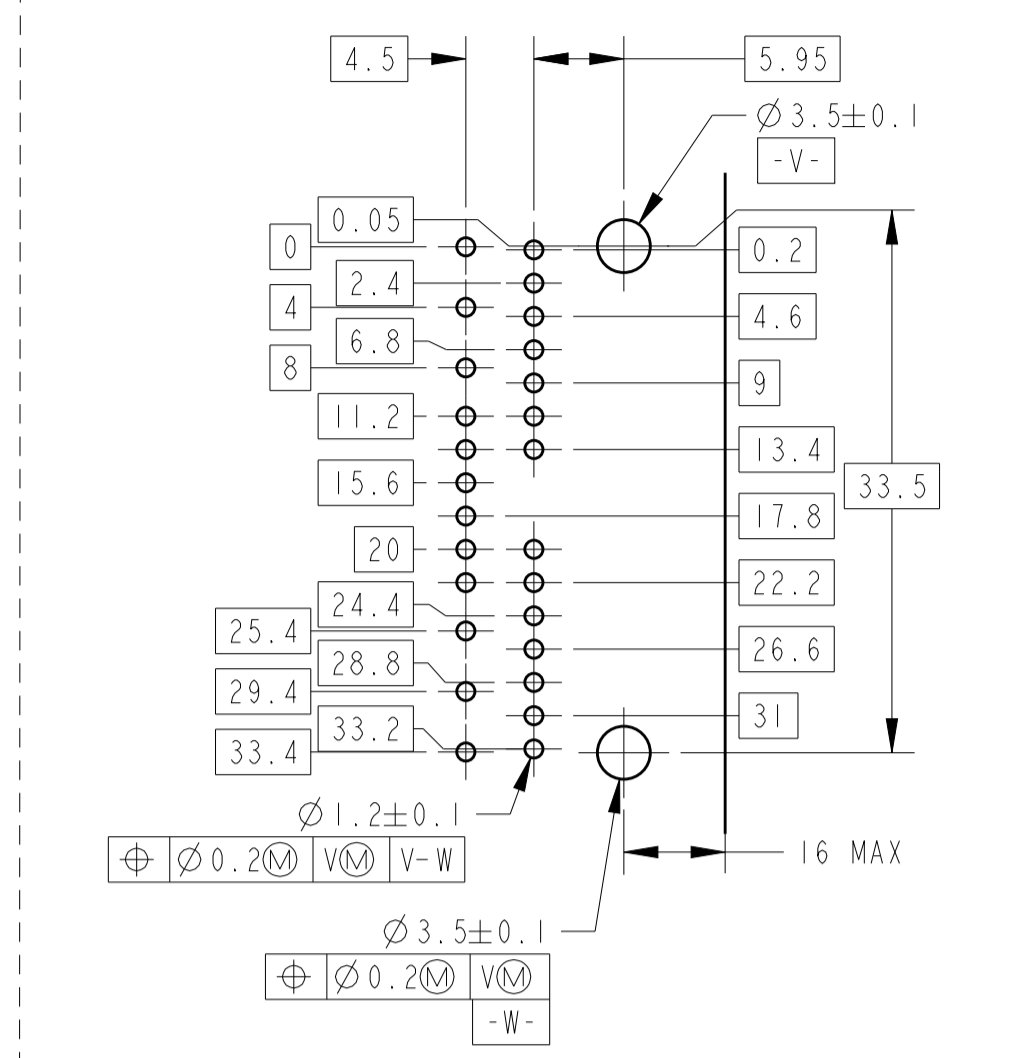
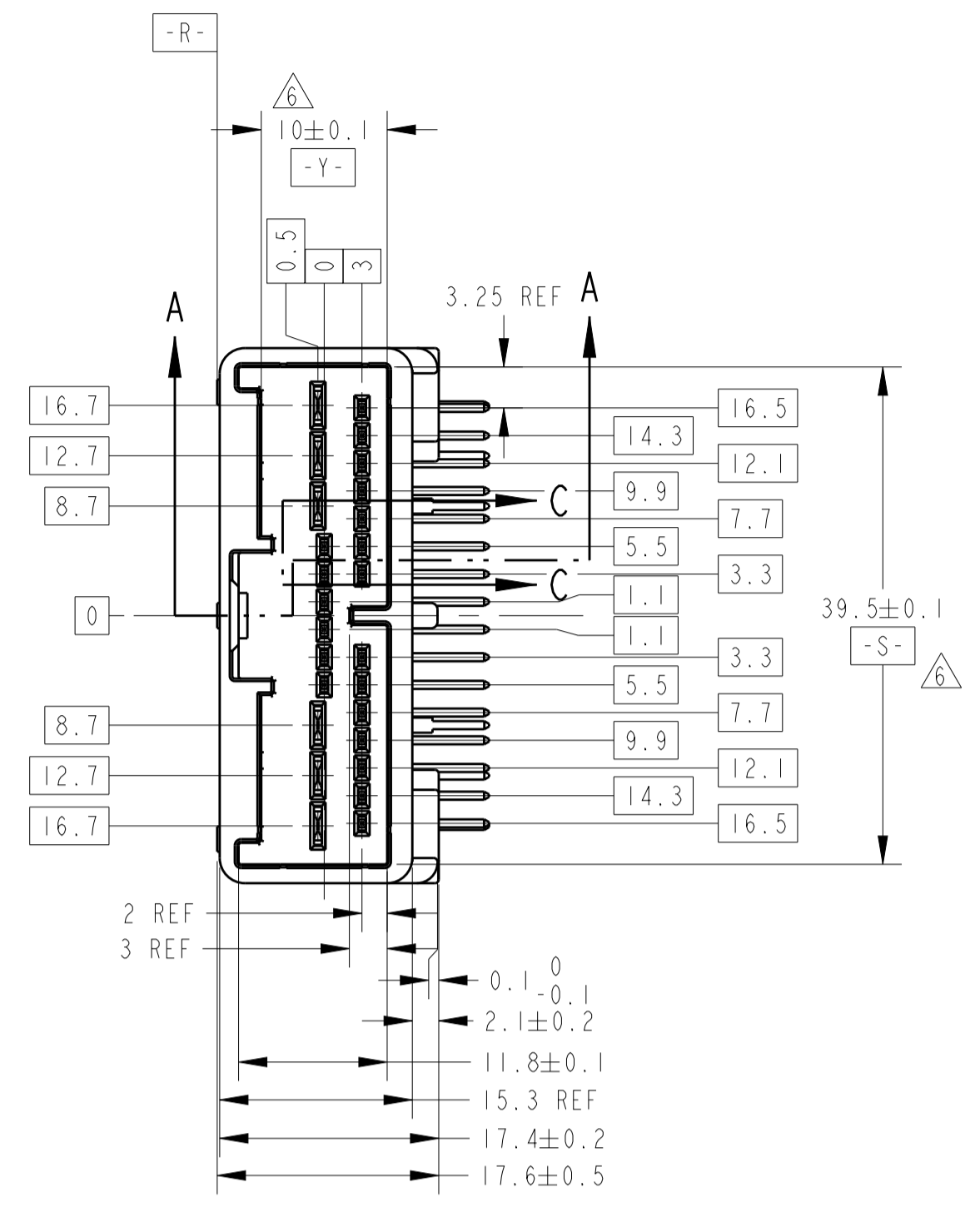
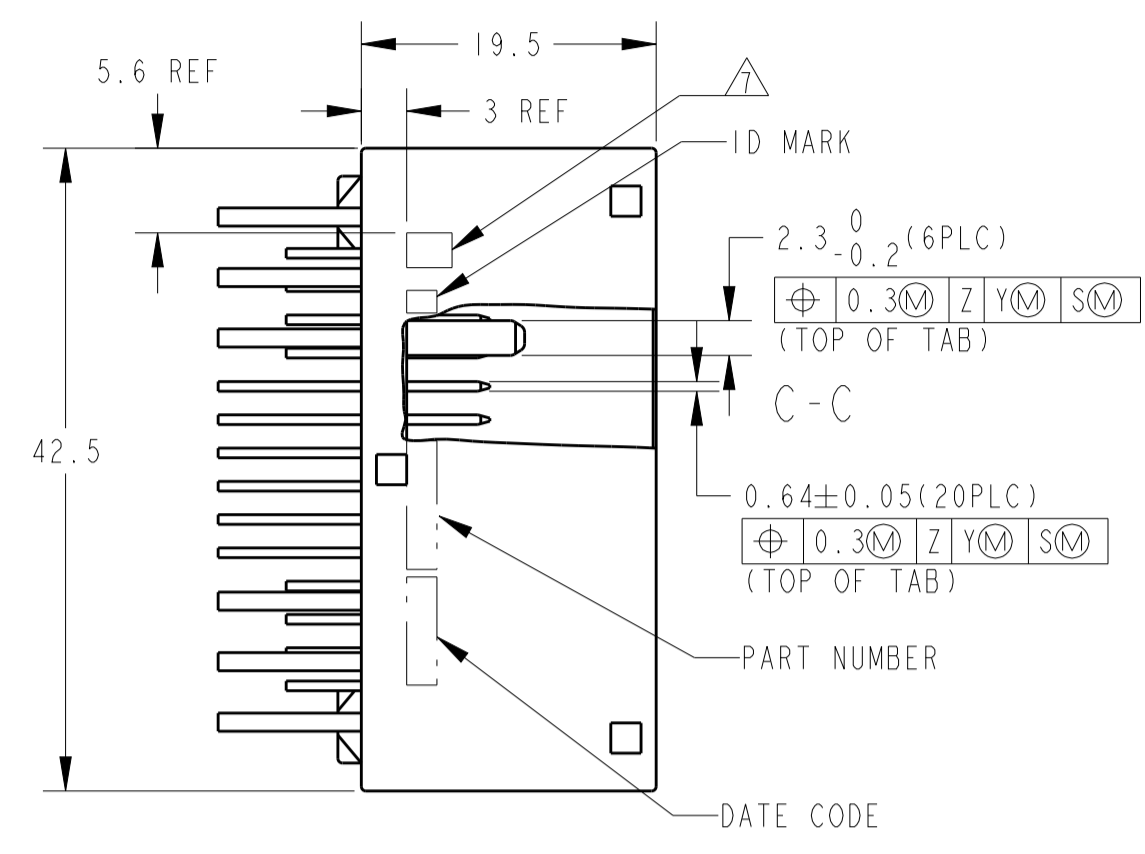
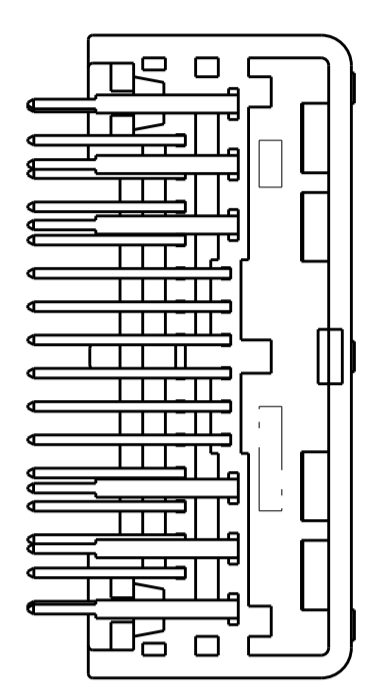
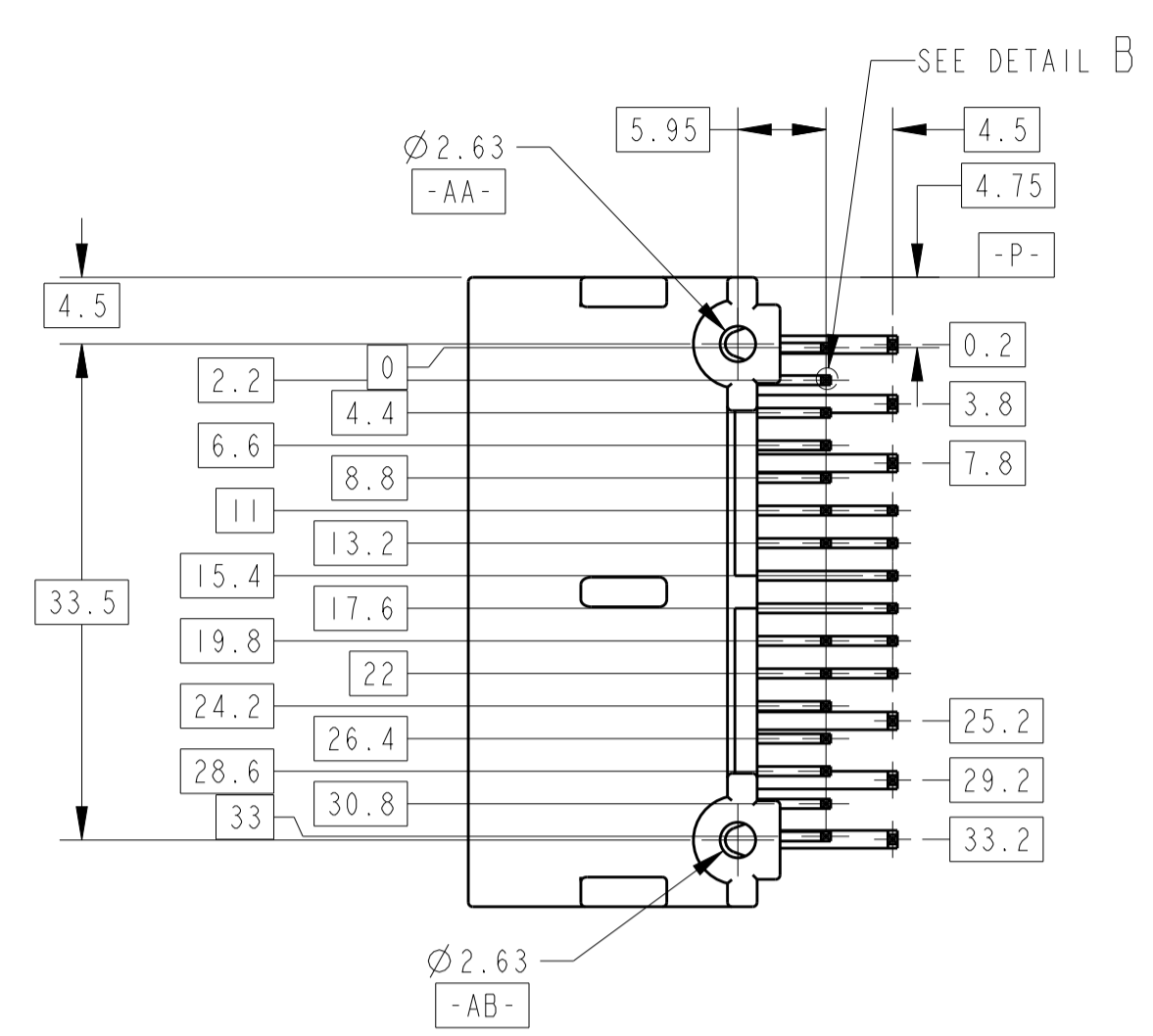


REV. NO.		DESCRIPTION	ECN	DATE	OWN	APVD
04	ADDED 1--7, 1--8	ECR-06-023150	29SEP06	TS	KB	
A	ADDED 1--9	ECR-13-017472	11NOV13	YS	TK	
A1	ADDED 2--0	ECO-16-004669	28MAR16	TM	KK	
A2	CORRECT DRAFTING ERROR	ECR-18-012312	03AUG18	TM	SA	



プリント基板取付寸法図
DIMENSION FOR P.C. BOARD

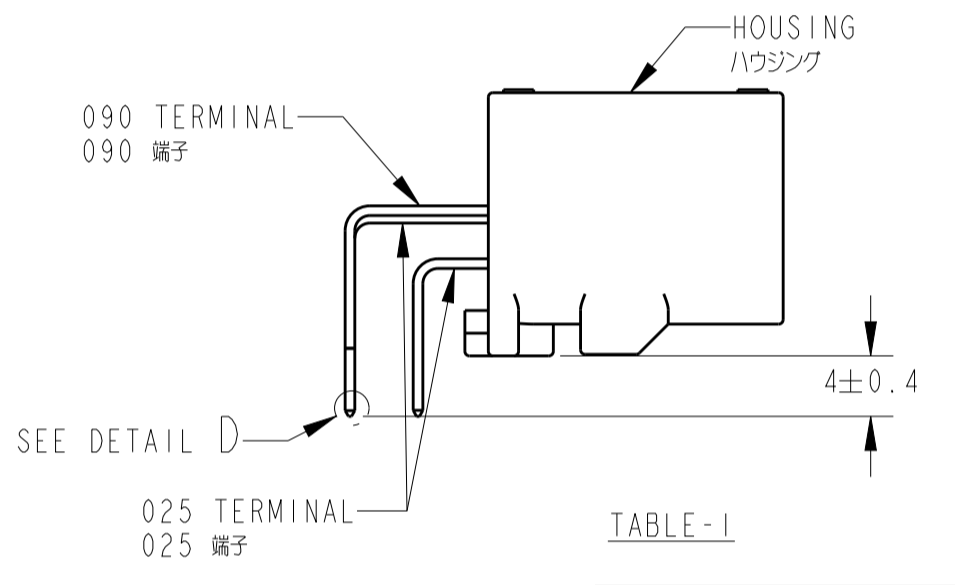
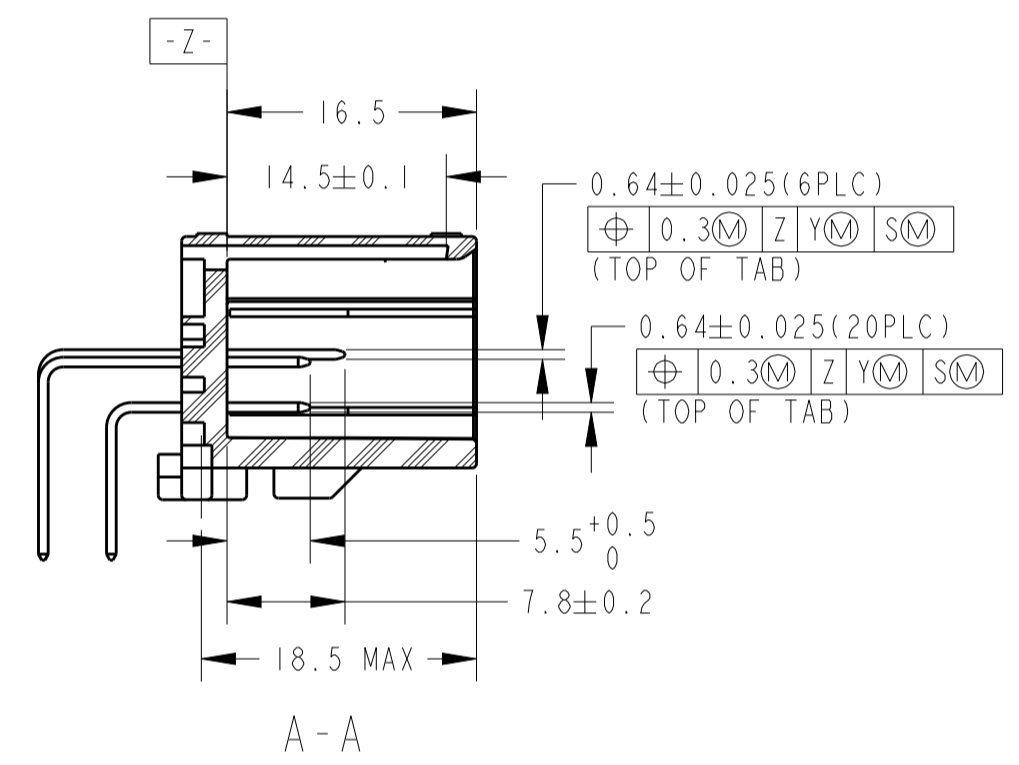
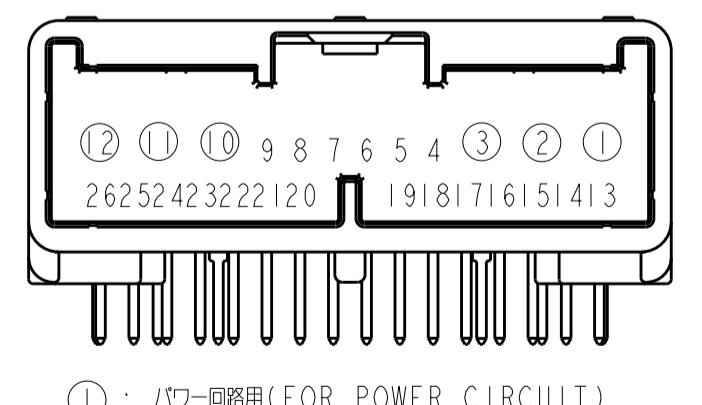
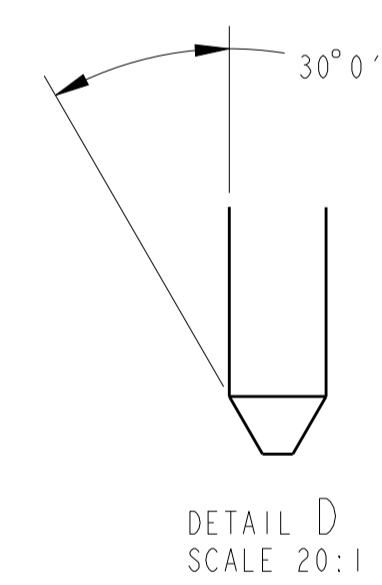
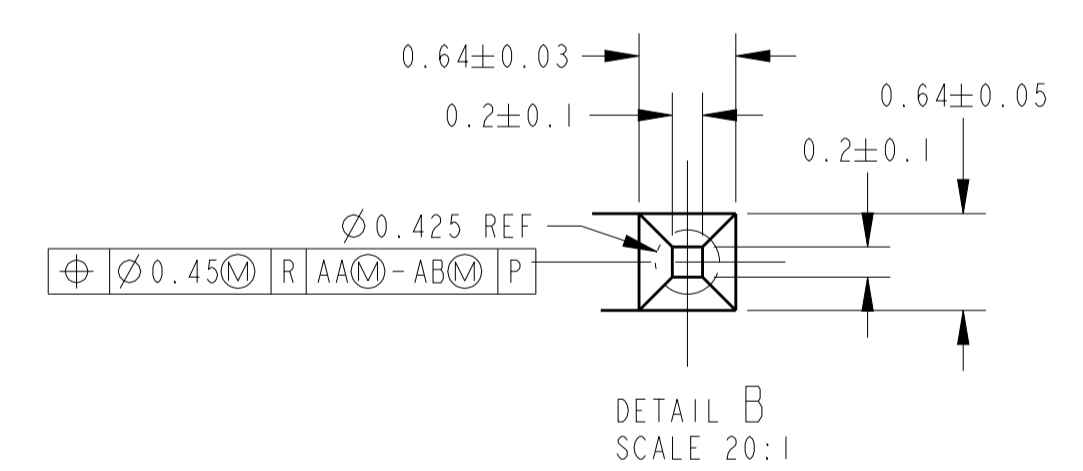


TABLE-1

9	PAPER BOX タンポ-ル箱	PLASTIC TUBE プラスチックチューブ	-	SELECTIVE-TIN (MATTE)	SELECTIVE TIN (BRIGHT)	SELECTIVE GOLD x 20	-	4-9, 13-26	NATURAL 自然色	2-1376357-0	
8	PLASTIC BOX 通い箱	PLASTIC TUBE プラスチックチューブ	-	SELECTIVE-TIN (MATTE)	SELECTIVE-TIN (BRIGHT)	SELECTIVE GOLD x 4 SELECTIVE-TIN x 16 (BRIGHT)	-	8, 9 21, 22	NATURAL 自然色	1-1376357-9	
6	PAPER BOX タンポ-ル箱	PLASTIC TUBE プラスチックチューブ	2, 5, 6, 8, 10 13~19, 21, 23, 25	SELECTIVE-TIN (MATTE)	SELECTIVE-TIN x 4 (BRIGHT)	SELECTIVE GOLD x 2 SELECTIVE-TIN x 5 (BRIGHT)	-	20, 22	BLACK 黒色	1-1376357-8	
6	PLASTIC BOX 通い箱	PLASTIC TUBE プラスチックチューブ	2, 5, 6, 8, 10 13~19, 21, 23, 25	SELECTIVE-TIN (MATTE)	SELECTIVE-TIN x 4 (BRIGHT)	SELECTIVE GOLD x 2 SELECTIVE-TIN x 5 (BRIGHT)	-	20, 22	BLACK 黒色	1-1376357-7	
6	PAPER BOX タンポ-ル箱	PLASTIC TUBE プラスチックチューブ	2, 5, 6, 8, 10 13~19, 21, 23, 25	SELECTIVE-TIN (MATTE)	SELECTIVE-TIN x 4 (BRIGHT)	SELECTIVE GOLD x 2 SELECTIVE-TIN x 5 (BRIGHT)	-	20, 22	NATURAL 自然色	1-1376357-4	
5	PAPER BOX タンポ-ル箱	PLASTIC TUBE プラスチックチューブ	-	SELECTIVE-TIN (MATTE)	SELECTIVE-TIN (BRIGHT)	SELECTIVE GOLD x 12 SELECTIVE-TIN x 8 (BRIGHT)	-	4~9, 18~23	BLACK 黒色	1-1376357-3	
5	PLASTIC BOX 通い箱	PLASTIC TUBE プラスチックチューブ	-	SELECTIVE-TIN (MATTE)	SELECTIVE-TIN (BRIGHT)	SELECTIVE GOLD x 12 SELECTIVE-TIN x 8 (BRIGHT)	-	4~9, 18~23	BLACK 黒色	1-1376357-2	
4	PLASTIC BOX 通い箱	PLASTIC TUBE プラスチックチューブ	-	SELECTIVE-TIN (MATTE)	SELECTIVE-TIN x 26 (BRIGHT)	-	-	-	NATURAL 自然色	1-1376357-1	
5	PAPER BOX タンポ-ル箱	PLASTIC TUBE プラスチックチューブ	-	SELECTIVE-TIN (MATTE)	SELECTIVE-TIN (BRIGHT)	SELECTIVE GOLD x 12 SELECTIVE-TIN x 8 (BRIGHT)	-	4~9, 18~23	NATURAL 自然色	1-1376357-0	
5	PLASTIC BOX 通い箱	PLASTIC TUBE プラスチックチューブ	-	SELECTIVE-TIN (MATTE)	SELECTIVE-TIN (BRIGHT)	SELECTIVE GOLD x 12 SELECTIVE-TIN x 8 (BRIGHT)	-	4~9, 18~23	NATURAL 自然色	1376357-9	
4	PAPER BOX タンポ-ル箱	PLASTIC TUBE プラスチックチューブ	-	SELECTIVE-TIN (MATTE)	SELECTIVE-TIN x 26 (BRIGHT)	-	-	-	NATURAL 自然色	1376357-8	
MARKING マーキング	OUTER 外表	INNER 内装	NO CONTACT CIRCUIT NO 欠番	09011 TAB POWER	025 TAB SIGNAL	09011 TAB POWER	025 TAB SIGNAL	090 TAB	025 TAB	COLOR 色	PART NUMBER 型番
	PACKING STYLE 梱包形態			SOLDERING SIDE 半田付け部		CONTACT FINISH 接触側		GOLD PLATED CIRCUIT NO 金めっき回路番号			

TABLE-2

プリント基板厚 (mm) THICKNESS OF PCB (mm)	1.2	1.6
固定用ねじ着下長さ (mm) NOMINAL LENGTH OF SCREW (mm)	5	6



①: パワー回路用 (FOR POWER CIRCUIT)
△: FIG.1 CIRCUIT NUMBERS

1. 適合相手コネクタ品番: 1376360
 - △. 回路番号: FIG. 1参照
 3. 適用ねじ: JIS B1115, B1122タッピンねじ。なべ2種。呼び径3。長さはTABLE-2参照
 4. ねじ締めトルク(参考): 0.392N・m MAX。但し、管理値は別途規定すること
 5. 本製品の取扱は取扱説明書 No. 411-5927に従うこと
 - △. -Z- より8mmの位置で測定。
 - △. コンタクト上は識別用マーク
1. MATING CONNECTOR PART NO.: 1376360
 - △. CIRCUIT NUMBER: SEE FIG. 1
 3. APPLICABLE SCREW: PAN-HEADED, TYPE2 TAPPING SCREW OF NOMINAL DIAMETER 3mm REFER TO JIS B1115, B1122 LENGTH: SEE TABLE-2
 4. FASTENING TORQUE (FOR REFERENCE): 0.392N・m MAX BUT TORQUE FOR OPERATION SHOULD BE PROVIDED RESPECTIVELY
 5. HANDLING OF THIS PART SHOULD FOLLOW INSTRUCTION SHEET No. 411-5927
 - △. MEASURED AT 8mm FROM -Z-
 - △. MARKING FOR DESCERMENT OF THE CONTACT FINISH

THIS DRAWING IS A CONTROLLED DOCUMENT. OWN: T. SHINOHARA 01NOV04
 CHK: K. BETSUI 01NOV04
 APVD: K. BETSUI 01NOV04

DIMENSIONS: mm TOLERANCES UNLESS OTHERWISE SPECIFIED: 0-PLC ±0.3 1-PLC ±0.3 2-PLC ±0.3 3-PLC ±0.3 4-PLC ±0.001 ANGLES ±0.001

MATERIAL SPS: BRASS FINISH SEE TABLE-1

PRODUCT SPEC 108-5667 APPLICATION SPEC 114-5250 WEIGHT 8.66 g

SIZE: A1 CAGE CODE: 00779 DRAWING NO: 1376357-8

RESTRICTED TO: SHEET 1 OF 2 REV: A2

TE Connectivity

025/090 SERIES CONNECTOR
26 POSITION CAP HOUSING ASSEMBLY

4

3

2

1

THIS DRAWING IS UNPUBLISHED.

RELEASED FOR PUBLICATION

2018

© COPYRIGHT 2018

BY TE Connectivity

ALL RIGHTS RESERVED.

LOC
JDIST
--

REVISIONS

変更

P

LTR

DESCRIPTION

DATE

DWN

APVD

SEE SHEET 1 OF 2

Technical drawing showing the front and side views of a 26-position connector assembly. The front view shows a rectangular housing with 26 pins on the left side. Dimensions are indicated as follows:

- Front view height: 42.5 REF
- Front view width: 39.3 REF
- Side view width: 25.5 REF
- Side view height (top): 17.9 REF
- Side view height (bottom): 19.3 REF

CAP ASSEMBLY AND PLUG ASSEMBLY ENGAGEMENT DRAWING
 キャップアッセンブリー & プラグアッセンブリー 嵌合図

THIS DRAWING IS A CONTROLLED DOCUMENT.		DWN T. SHINOHARA 01NOV04														
DIMENSIONS: 単位: 概 mm		CHK K. BETSUI 01NOV04														
TOLERANCES UNLESS OTHERWISE SPECIFIED: 一般公差 ±0.3		APVD K. BETSUI 01NOV04	NAME 名称 025/090 SERIES CONNECTOR 26 POSITION CAP HOUSING ASSEMBLY													
<table border="1"> <tr> <td>0 PLC</td> <td>±</td> </tr> <tr> <td>1 PLC</td> <td>±0.3</td> </tr> <tr> <td>2 PLC</td> <td>±0.10</td> </tr> <tr> <td>3 PLC</td> <td>±0.013</td> </tr> <tr> <td>4 PLC</td> <td>±0.000J</td> </tr> <tr> <td>ANGLES</td> <td>±3.00'</td> </tr> </table>		0 PLC	±	1 PLC	±0.3	2 PLC	±0.10	3 PLC	±0.013	4 PLC	±0.000J	ANGLES	±3.00'	PRODUCT SPEC 製品規格 108-5667	SIZE A3	
0 PLC	±															
1 PLC	±0.3															
2 PLC	±0.10															
3 PLC	±0.013															
4 PLC	±0.000J															
ANGLES	±3.00'															
MATERIAL 材料 SPS; BRASS		APPLICATION SPEC 取付適用規格 114-5250	CAGE CODE 00779	DRAWING NO 番号 C=1376357-8												
FINISH 仕上 SEE TABLE-1		WEIGHT 8.66 g	RESTRICTED TO --//--	SCALE 尺度 2:1												
CUSTOMER DRAWING		SHEET 2 OF 2		REV A2												

1470-19 (3/11)