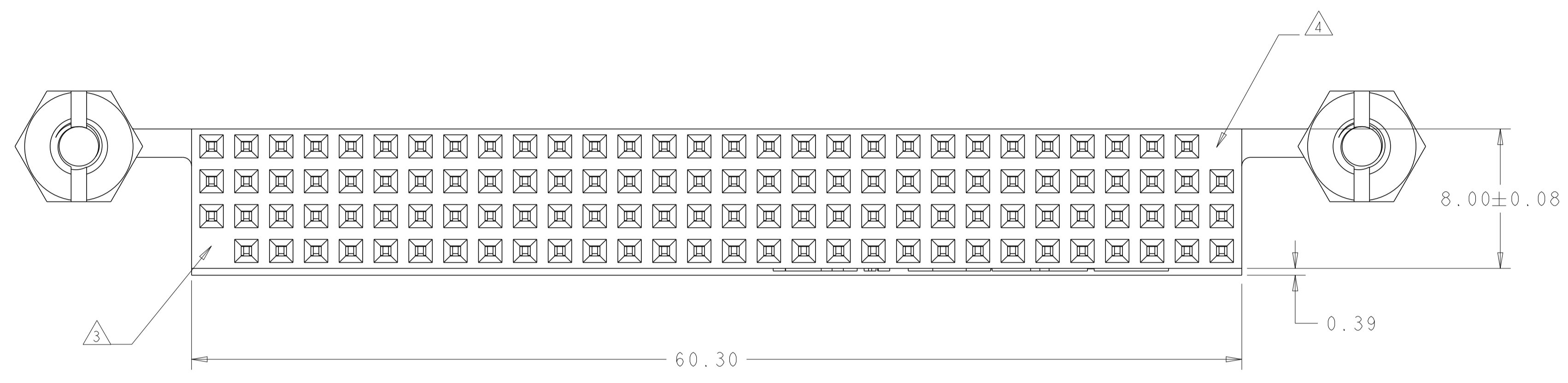
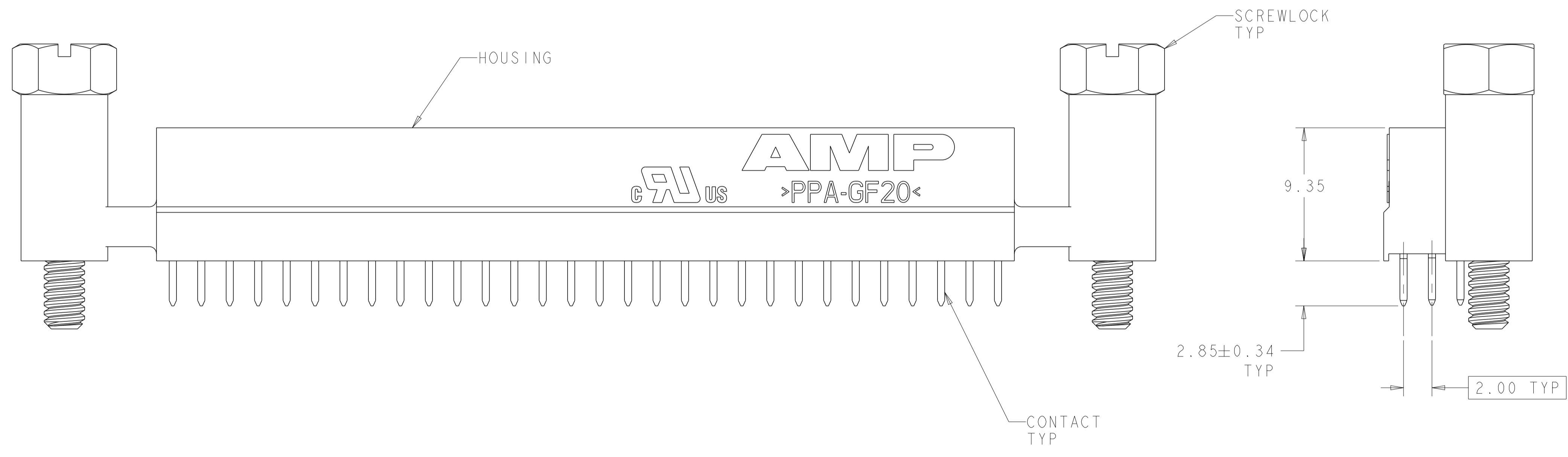


| REVISIONS | | | | |
|-----------|-----|---------------------------|-----------|-------|
| P | LTN | DESCRIPTION | DATE | APVD |
| D2 | | REVISED PER ECO-16-002589 | 25FEB2016 | NK JO |
| E | | REVISED PER ECO-18-012301 | 06AUG2018 | RS JO |
| | | | | |



- 1 HOUSING: HIGH TEMPERATURE, GLASS FILLED NYLON, COLOR: BLACK.
CONTACTS: PHOSPHOR BRONZE.
SCREWLOCKS: STEEL.
- 2 CONTACTS: 0.000381 MIN GOLD ON MATING RECEPTACLE END, 0.00254 BRIGHT TIN-LEAD ON REMAINDER, ALL OVER 0.001270 NICKEL.
SCREWLOCKS: CLEAR CHROMATE OVER ZINC.
- 3 NO CONTACT IN THIS POSITION FOR PART NUMBER 1375965-2 & -5 ONLY.
- 4 NO CONTACT IN THIS POSITION FOR PART NUMBER 1375965-3 & -6 ONLY.
- 5 CONTACTS: 0.000381 MIN GOLD ON MATING RECEPTACLE END, 0.00254-0.00508 MATTE TIN ON REMAINDER, ALL OVER 0.001270 NICKEL.
SCREWLOCKS: CLEAR CHROMATE OVER ZINC.
- 6 ROHS 2002/95/EC COMPLIANT PART TO BE USED WITH ROHS 2002/95/EC COMPLIANT PCB'S.



| | | | |
|---|---|--------|----------------|
| 6 | 5 | YES 4 | 1375965-6 |
| 6 | 5 | YES 3 | 1375965-5 |
| 6 | 5 | NO | 1375965-4 |
| | 2 | YES 4 | 1375965-3 |
| | 2 | YES 3 | 1375965-2 |
| | 2 | NO | 1375965-1 |
| | | FINISH | KEYED CIRCUITS |
| | | | PART NO |

THIS DRAWING IS A CONTROLLED DOCUMENT. DWG: W.G. LENKER 20JUN2000
 CHK: L. BREKOSKY 15JAN2001

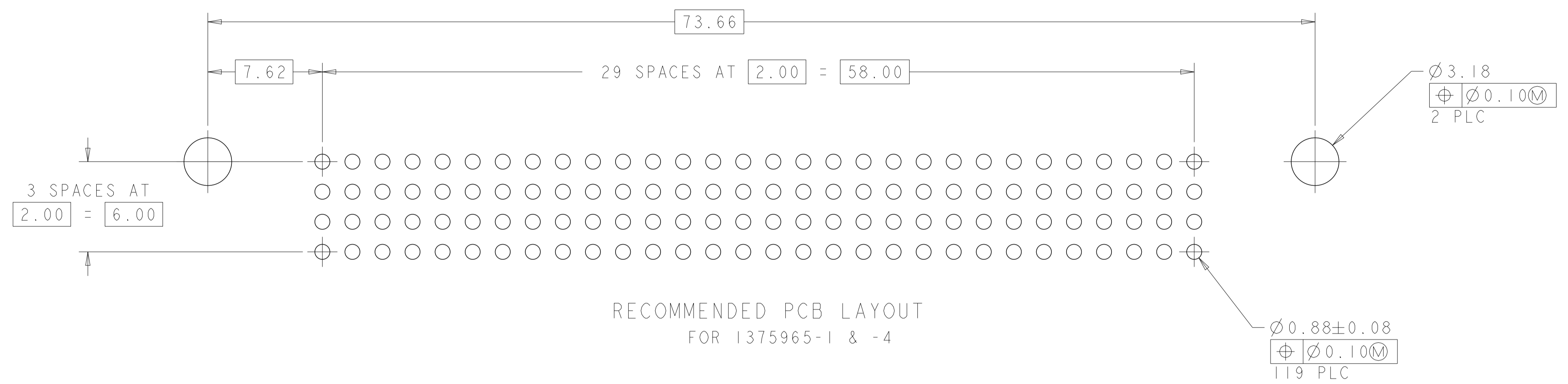
STE TE Connectivity

ASSEMBLY, PC/104-PLUS, NON-STACKTHROUGH CONTACTS, 2 STANDOFFS, SOLDER


SIZE: A1 CAGE CODE: 114-13021 DRAWING NO: 100779 ©=1375965

CUSTOMER DRAWING SCALE: 5:1 SHEET 1 OF 2 REV E


| REVISIONS | | | | |
|-----------|-----|-------------|------|------|
| P | LTN | DESCRIPTION | DATE | APVD |
| - | - | SEE SHEET 1 | - | - |
| | | | | |
| | | | | |



RECOMMENDED PCB LAYOUT
 FOR 1375965-1 & -4



RECOMMENDED PCB LAYOUT
 FOR 1375965-2 & -5



RECOMMENDED PCB LAYOUT
 FOR 1375965-3 & -6

| | | | |
|--|--|---|---|
| THIS DRAWING IS A CONTROLLED DOCUMENT. | | DWN W.G. LENKER 20JUN2000 | TE Connectivity |
| DIMENSIONS: mm | | CHK L. BREKOSKY 15JAN2001 | |
| | | TOLERANCES UNLESS OTHERWISE SPECIFIED: 0 PLC ± 1 PLC ±0.13 2 PLC ± 3 PLC ± 4 PLC ± ANGLES ± FINISH ± | NAME ASSEMBLY, PC/104-PLUS, NON-STACKTHROUGH CONTACTS, 2 STANDOFFS, SOLDER |
| MATERIAL | | APVD | PRODUCT SPEC 108-1956 APPLICATION SPEC 114-13021 |
| | | WEIGHT | SIZE CAGE CODE DRAWING NO A100779C=1375965 |
| | | CUSTOMER DRAWING | RESTRICTED TO SCALE 5:1 SHEET 2 OF 2 REV E |