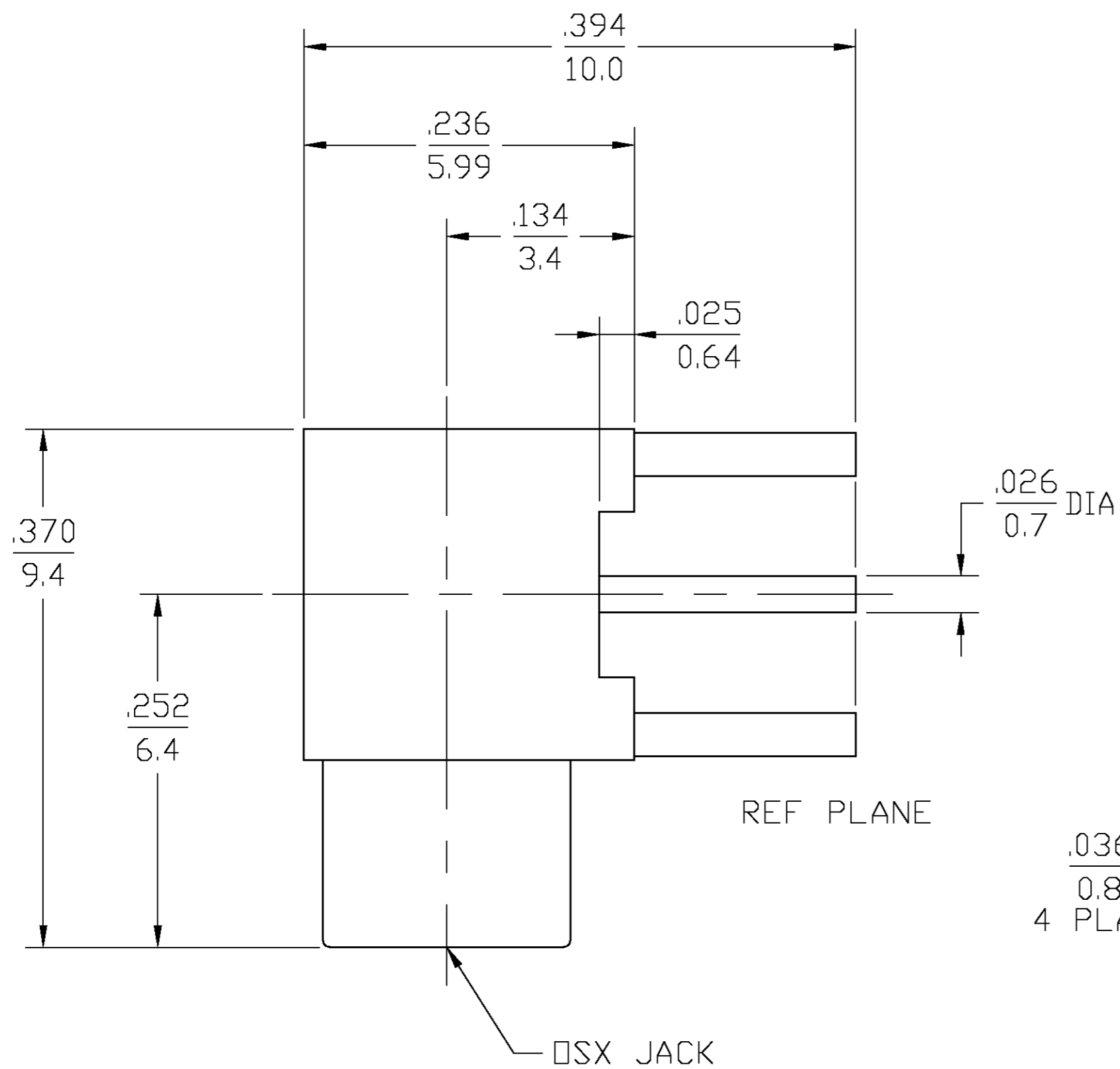
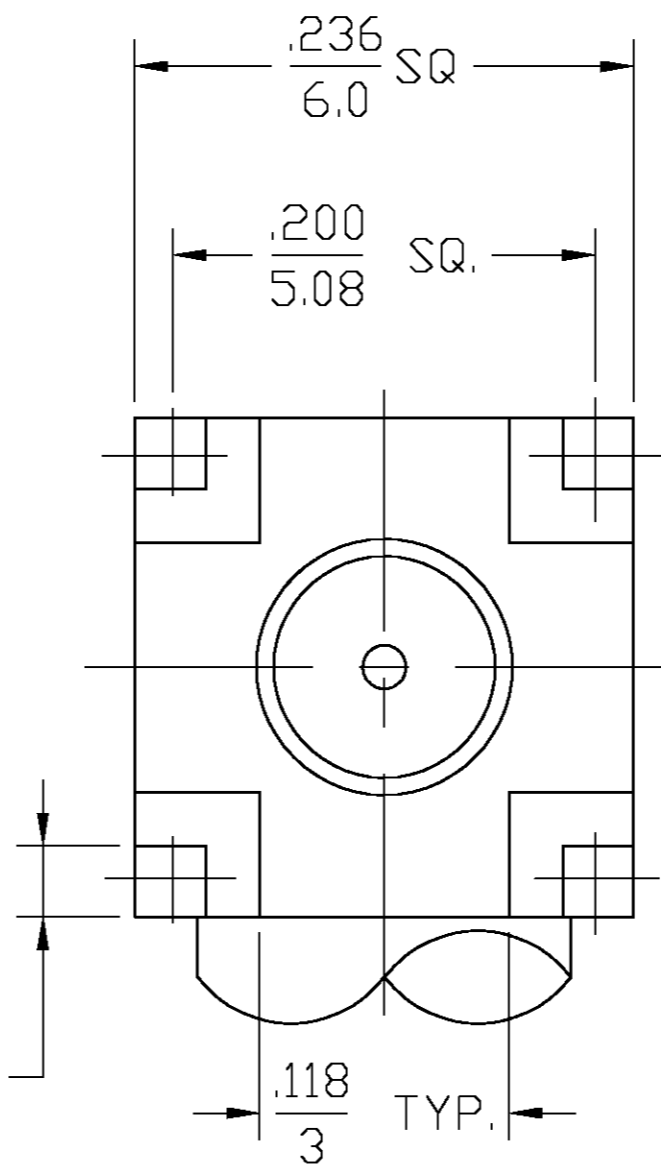


THIS DRAWING IS UNPUBLISHED. RELEASED FOR PUBLICATION
 © COPYRIGHT BY TYCO ELECTRONICS CORPORATION. ALL RIGHTS RESERVED.

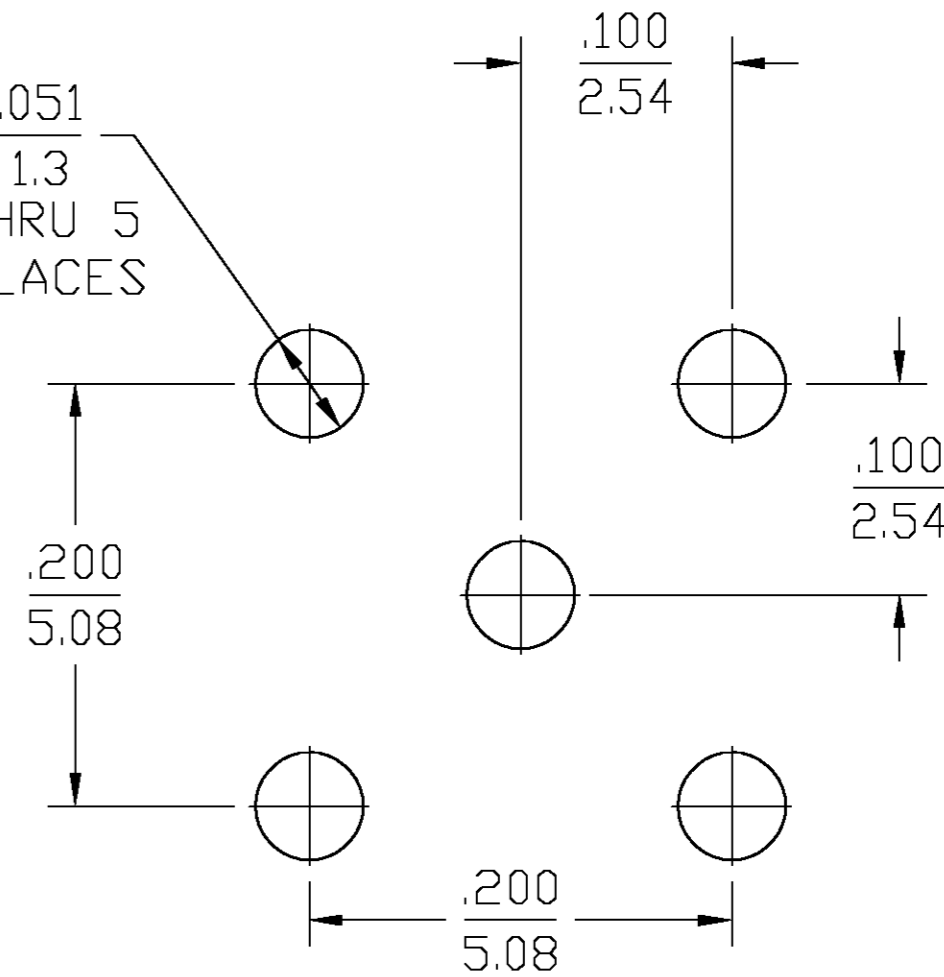
LOC		DIST		REVISIONS			
P	LTR	DESCRIPTION	DATE	DWN	APVD		
AJ	-	C	RDW & REV PER 0514-0295-05	20JUL04	KW	KW	



.036
0.8 SQ.
4 PLACES



.051
1.3
THRU 5
PLACES



RECOMMENDED MOUNTING DETAIL

1363128-1
PART NUMBER

HOUSING CAP	BRASS PER QQ-B-626 COMP. 360	GOLD PLATE PER MIL-G-45204
DIELECTRIC	TFE FLUOROCARBON PER ASTM-D-1457	N/A
CENTER CONTACT	BERYLLIUM COPPER PER ASTM B 196, ALLOY C17300, CONDITION H	GOLD PLATE PER MIL-G-45204
COMPONENT	MATERIAL	FINISH

THIS DRAWING IS A CONTROLLED DOCUMENT.		DWN RMF 03DEC99	Tyco Electronics Corporation Middletown, PA 17057	
DIMENSIONS: INCHES		CHK -	NAME MCX R/A PCB JACK, 75 OHM	
TOLERANCES UNLESS OTHERWISE SPECIFIED:		APVD RMF 15DEC99	SIZE A2	
0 PLC ± -	1 PLC ± -	PRODUCT SPEC -	CAGE CODE 00779	DRAWING NO C=1363128
2 PLC ± -	3 PLC ± .005/0.13	APPLICATION SPEC -	RESTRICTED TO -	
4 PLC ± -	ANGLES ± 1°	WEIGHT -	SCALE 11:1 SHEET 1 OF 1 REV C	
MATERIAL -	FINISH -	CUSTOMER DRAWING		