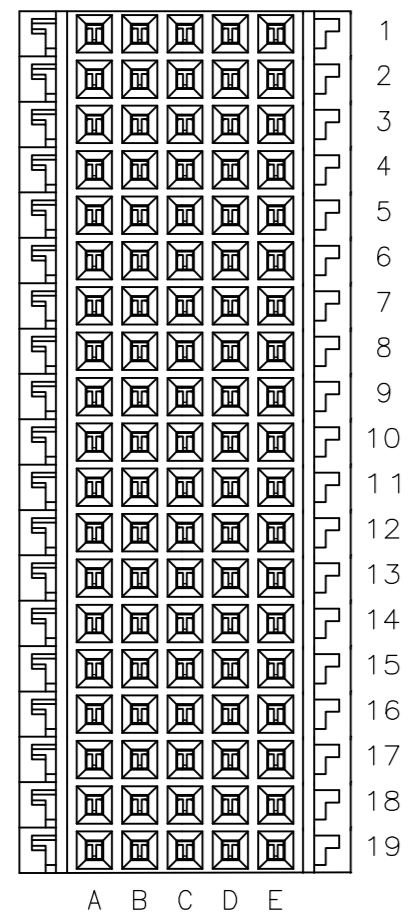
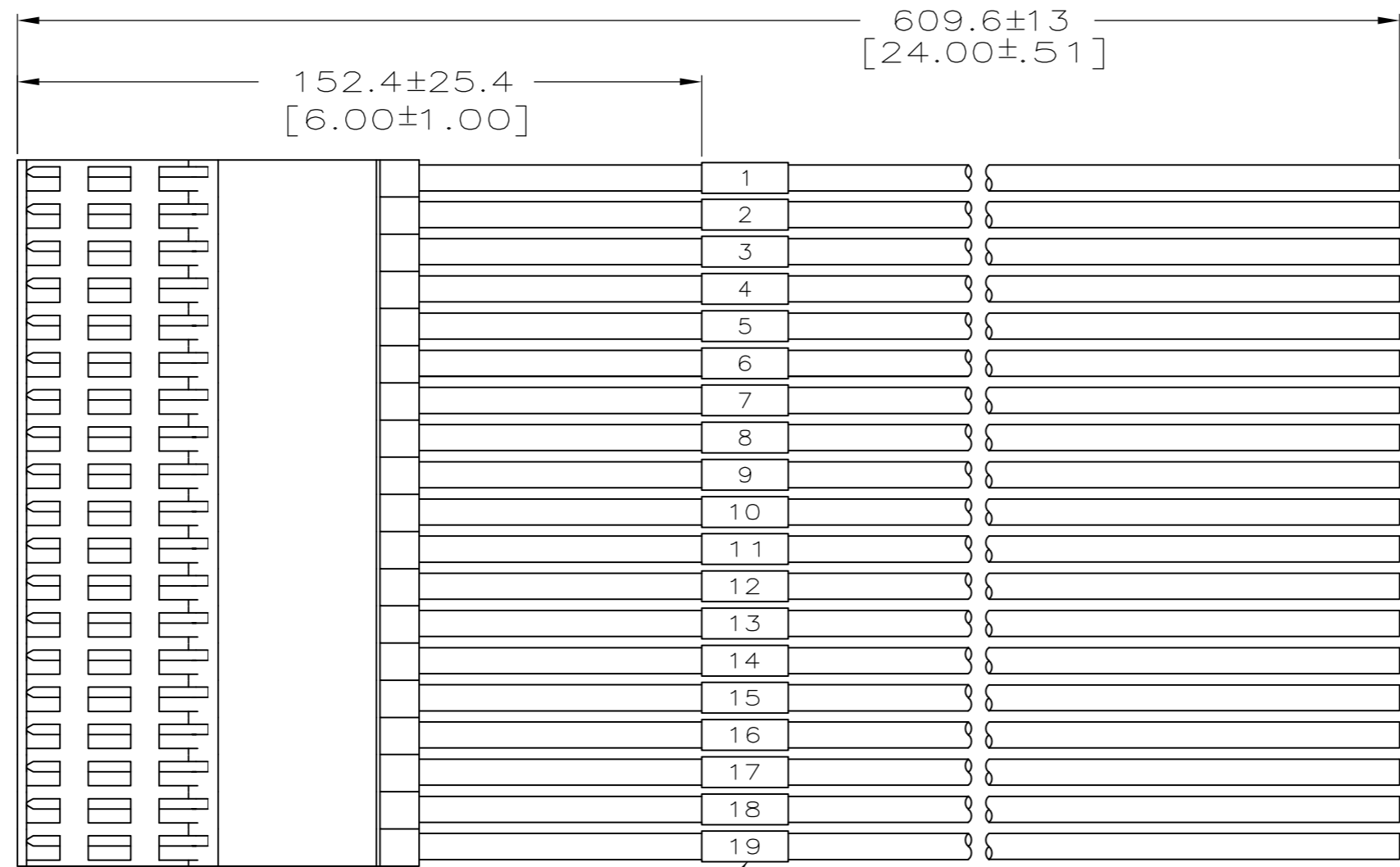
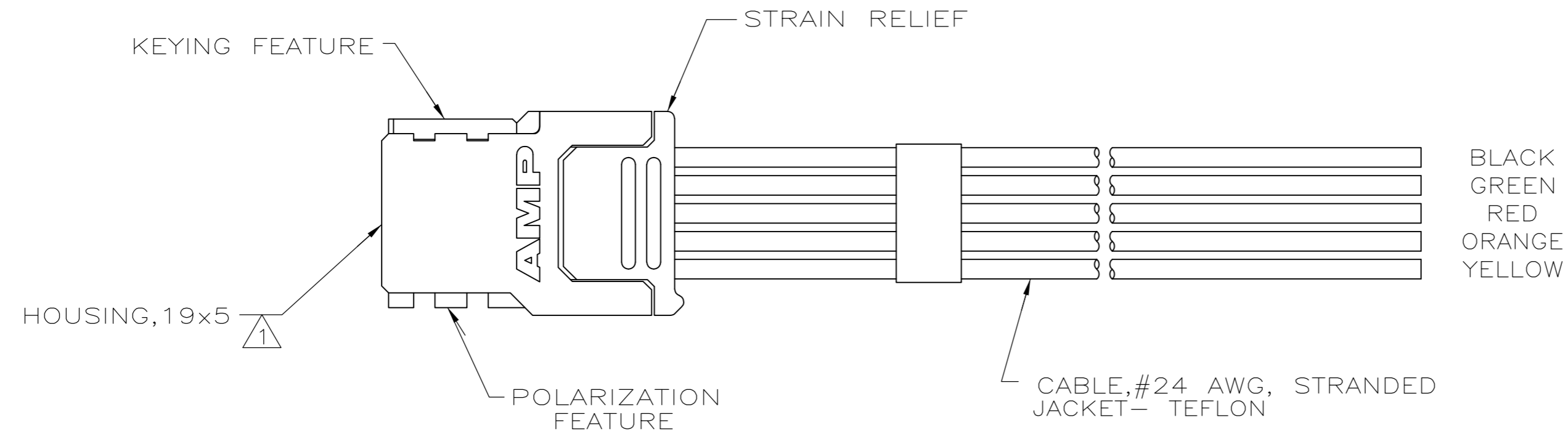
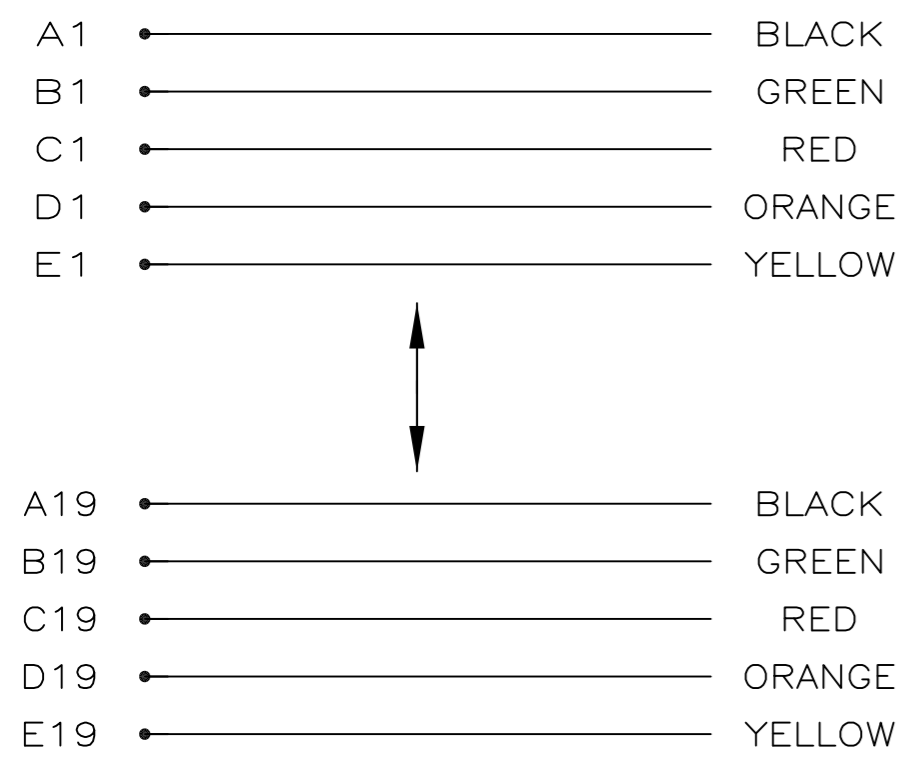


THIS DRAWING IS UNPUBLISHED. RELEASED FOR PUBLICATION
 © COPYRIGHT - By - ALL RIGHTS RESERVED.

LOC	DIST	REVISIONS			
P	LTR	DESCRIPTION	DATE	DWN	APVD
CF	39				
C		REVISE PER RTS 476063 [EMAIL]	20/APR/11	ECC	RMT



WIRE MARKER



WIRING DIAGRAM

- 1. EACH ROW OF HOUSING CONTAINS 5 SOCKET CONTACTS. CONTACTS ARE PLATED WITH .00038 MIN THK GOLD OVER .00127 MIN THK NICKEL.
- 2. MAXIMUM ALLOWABLE MATING POST LENGTH - 8.5mm
- 3. PRODUCT AND PROCESSING MUST MEET REQUIREMENTS OF TE STANDARD TEC-138-702.

1324905-1
PART NO

THIS DRAWING IS A CONTROLLED DOCUMENT.		DWN	24MAR06		TE Connectivity		
DIMENSIONS: mm		CHK	24MAR06		NAME		
TOLERANCES UNLESS OTHERWISE SPECIFIED:		APVD	24MAR06		CABLE ASSY, 19x5, 2mm HM #24 AWG DISCRETE		
0 PLC ± - 1 PLC ± - 2 PLC ± - 3 PLC ± - 4 PLC ± - ANGLES ± -		PRODUCT SPEC			SIZE CAGE CODE DRAWING NO RESTRICTED TO		
MATERIAL		FINISH	WEIGHT	A2	00779	C=1324905	
				CUSTOMER DRAWING		SCALE N.T.S. SHEET 1 of 1 REV C	