© 2021 TE Connectivity. All Rights Reserved.

REVISIONS					
P	LTR	DESCRIPTION	DATE	DWN	APVD
	A1	SEE ECR-21-004150	08APR2021	L.G	I.Y
	A2	ECN-25-310914	11MAR2025	J.S	Z.Z

AS SHOWN CODE A
SIZE 20 PIN WITH DIFFERENT HEIGHT VERSION

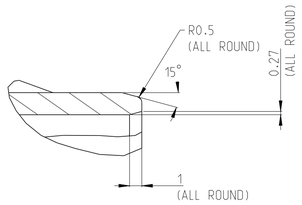

DETAIL B
SCALE 4:1

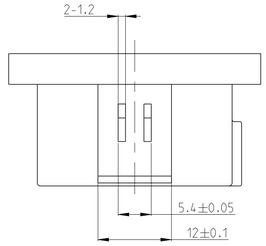

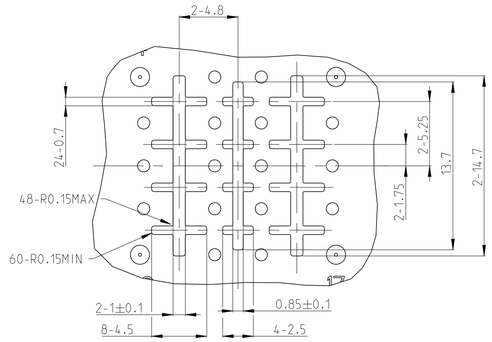

DETAIL A
SCALE 4:1

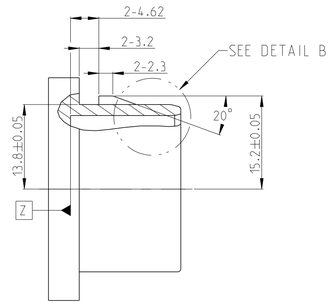

SECTION C-C

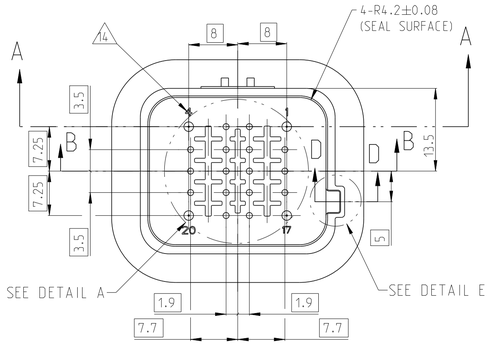

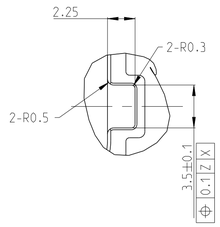

DETAIL E
SCALE 4:1

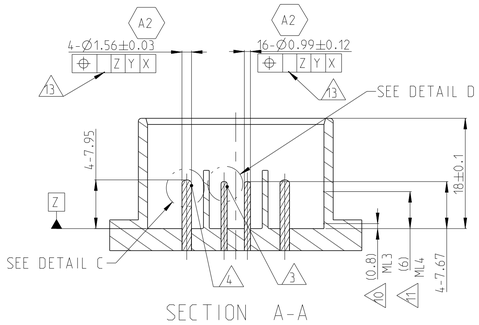

SECTION A-A

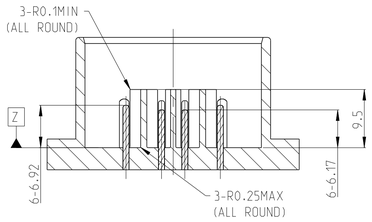

SECTION B-B

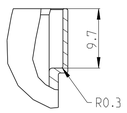

SECTION D-D

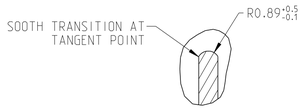

DETAIL C
SCALE 4:1

DETAIL D
SCALE 4:1

DIAGRAM OF SEAL AREA AND MEASUREMENT POINTS

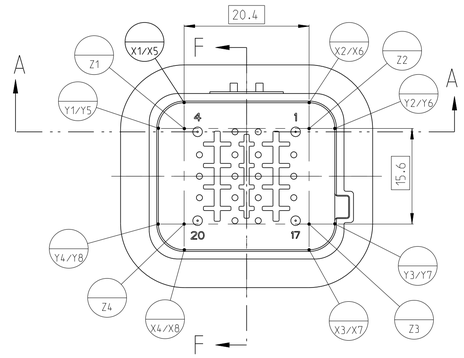

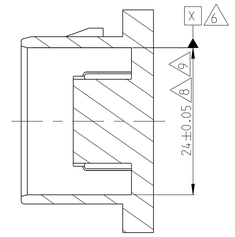

SECTION F-F

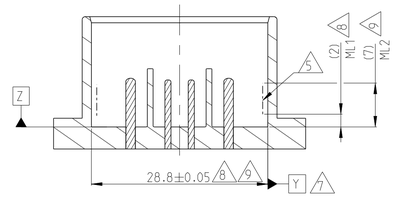

SECTION A-A

NOTES:

1. THERE ARE TWO VERSIONS OF THE INTERFACE. THE ONLY DIFFERENCE IS ALL THE SIZE 20 PINS WITH SAME HEIGHT IN ONE VERSION AND WITH DIFFERENT HEIGHT IN ANOTHER VERSION.
   (1) THE VERSION SIZE 20 PINS WITH DIFFERENT HEIGHT IS SIMILAR WITH THE WAY NTS 20P RECEPTACLE DESIGNED AND THE MATING FORCE FOLLOWS SAE J2030 STANDARD EXCEPT AFFECTION OF HEADER PIN MANUFACTURING TECHNIQUE AND PLATING SPECIFICATION DIFFERENCE;
   (2) THE VERSION ALL THE SIZE 20 PINS WITH SAME HEIGHT HAS A BIGGER MATING FORCE AND IT MAYBE ABOVE THE VALUE SPECIFIED IN SAE J2030 STANDARD AT EXTREME CASES.
   PLEASE CHOOSE THE VERSION ACCORDING THE APPLICATION.
2. TOLERANCE SPECIFICATION REFER TO TITLE BLOCK.

3 SIZE 20 PIN

4 SIZE 16 PIN

5 PARTING LINE AND OTHER DEFFECTS ARE NOT PERMITTED IN THE SEAL AREA. TOOLING SHOULD BE POLISHED IN THIS AREA.

6 DATUM X IS CREATED THROUGH THE MEASURING LEVELS ML1 (X1~X4) AND ML2 (X5~X8).

7 DATUM Y IS CREATED THROUGH THE MEASURING LEVELS ML1 (Y1~Y4) AND ML2 (Y5~Y8).

8 MEASURING LEVEL 1 (ML1)

9 MEASURING LEVEL 2 (ML2)

10 MEASURING LEVEL 3 (ML3)

11 MEASURING LEVEL 4 (ML4)

12. DATUM POINTS ARE MEASURING POINTS.

13 LINEAR INCREASING FROM Ø0.1MM AT THE LEVEL OF ML3 UP TO Ø0.2MM AT THE LEVEL OF ML4

14 PIN NUMBERING.

SIZE 20 PIN WITH SAME HEIGHT VERSION

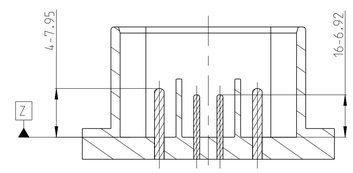

CODE A

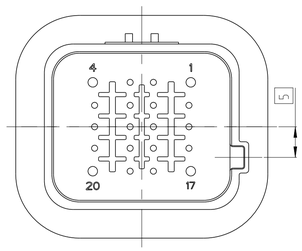

CODE B

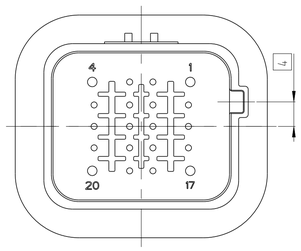

CODE C

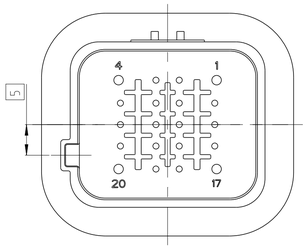

CODE D

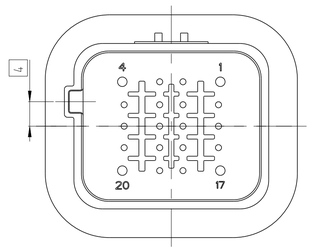

THIS DRAWING IS A CONTROLLED DOCUMENT.	DWN L.GAO 26FEB2021	TE Connectivity	
DIMENSIONS: mm	CHK C.WAN 26FEB2021	NAME INTERFACE OF NTS 20P HYBRID CONNECTOR	
TOLERANCES UNLESS OTHERWISE SPECIFIED: 0 PLC ± - ; 1 PLC ± 0.1 ; 2 PLC ± 0.05 ; 3 PLC ± - ; 4 PLC ± - ; ANGLES ± -	APVD I.YIN 01MAR2021		
	PRODUCT SPEC 108-101662		
	APPLICATION SPEC 114-32209	SIZE A1 / CAGE CODE 00779 / DRAWING NO C-114-160107	RESTRICTED TO -
MATERIAL -	WEIGHT -		
FINISH -	CUSTOMER DRAWING	SCALE 2:1 / SHEET 1 OF 1	REV A2

4805 (3/13)