© TE Connectivity. All Rights Reserved.
VERTRAULICHE UNVEROEFFENTLICHTE ZEICHNUNG
FREI FUER VEROEFFENTLICHUNG
ALLE RECHTE VORBEHALTEN

MATED WITH:
PASSEND ZU:
BG 3

REVISIONS
AENDERUNGEN

P	LTR	DESCRIPTION BESCHREIBUNG	DATE	DWN	APVD
	A12	REVISED PER ECR-25-234135	10MAR2025	RK	WR

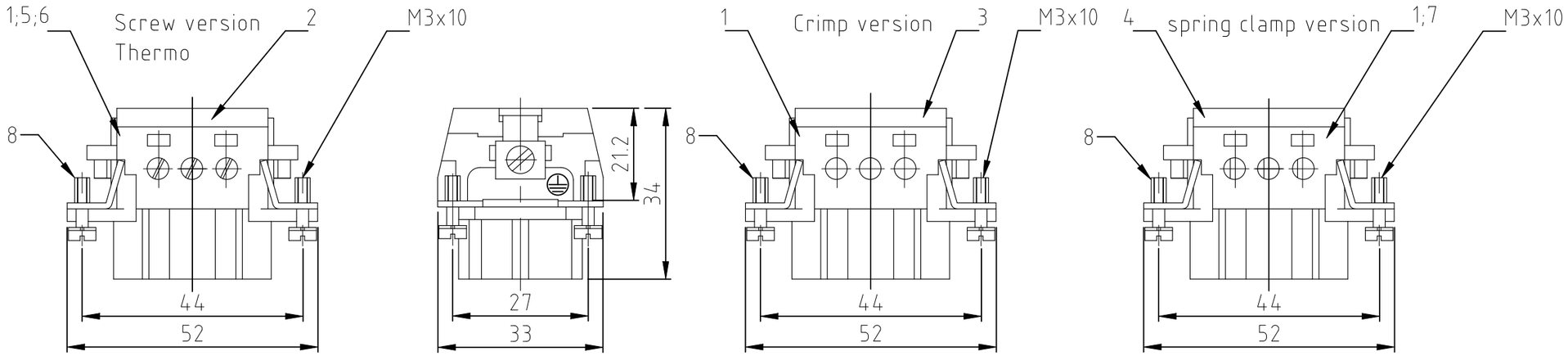

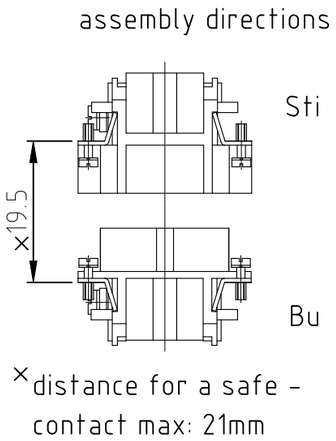

Printing 1-6 Thermo

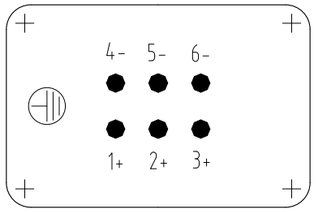

Contact arrangement

view from termination side

Printing 1-6 Screw

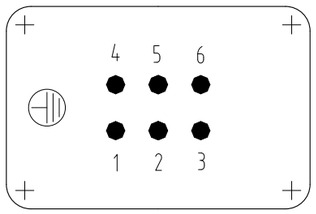

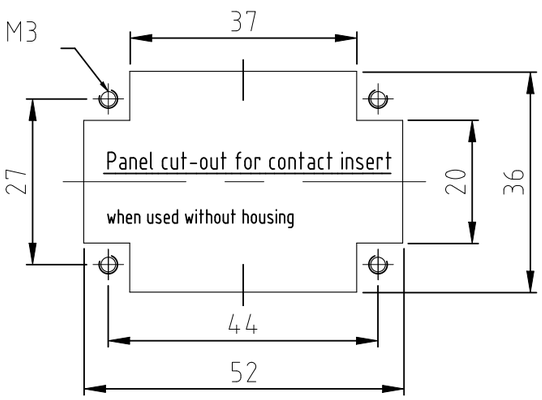

NOTES:

1. SUITABLE CRIMP CONTACTS: SERIES HE/HA
   OUTER DIMENSIONS OF INSULATION: MAX. Ø3,2 MM
2. SUITABLE HOOD SIZE 3: SERIES HB; HD; HIP; EMV
   SUITABLE INSERTION AND EXTRACTION TOOL:
   SCREWDRIVER 0,5x3 DIN 5264
3. Strip lenght: Screw conection 10mm
   Spring clamp conection 10mm Crimp conection 7.5mm
4. STANDARDS:
   DIN EN 61984; DIN EN 60664-1
5. PACKAGING:
   5 SETS IN A CARTON, PRE-MOUNTED
6. SPECIAL PACKAGING: Krauss-Maffei
   PACKAGING UNIT: 150 PIECES

OBSOLETE	OBSOLETE	SUPERSEDED BY T2040063201-000		OBSOLETE	OBSOLETE	DESCRIPTION	MATERIAL		COLOR	ITEM NO. POS.	NOTES SURFACE
4	4	4	4	4	4	fixing screw	steel	nickel plated	blue	8	M3x10
		6				contact spring clamp	brass	silver plated		7	
	6					contact socket screw termination	brass	gold plated		6	
6					6	contact socket screw termination	brass	silver plated		5	
		1				cover spring clamp version			light grey	4	
			1			cover crimp version			light grey	3	
1	1			1	1	cover screw version			light grey	2	
1	1	1	1	1	1	socket insert			light grey	1	
0-3	0-2	7-1	2-3	1-7	1-1						
6	5	5	5	5	5						
HE.6.Bu.S.KM	HE.6.Bu.S-AU	HE.6.Bu.SC	HE.6.Bu.C	HE.6.Bu.S-T	HE.6.Bu.S						

ORDERING TEXT / BESTELLTEXT

THIS DRAWING IS A CONTROLLED DOCUMENT.
DIESE ZEICHNUNG IST EIN KONTROLLIERTES DOKUMENT.

DIMENSIONS: MASSE\NHEITEN: mm

TOLERANCES UNLESS OTHERWISE SPECIFIED: ALLGEMEINTOLERANZEN
0 PLC ± –
1 PLC ± –
2 PLC ± –
3 PLC ± –
4 PLC ± –
ANGLES / WINKEL ± –
n. ISO 8015
n. ISO 2768 - mH -E
n. DIN 16901 - 140

MATERIAL: –

FINISH/OBERFLAECHE/FARBE: –

DWN Gräf 12.02.1999
CHK Schweiger 18.02.1999
APVD –
PRODUCT SPEC PRODUKTSPEZ. –
APPLICATION SPEC VERARBEITUNGSSPEZ. –
WEIGHT GEWICHT –

TE Connectivity

NAME
Female insert
HE.6.BU.C/S
–

SIZE	CAGE CODE	DRAWING NO ZEICHNUNGS-NR.	RESTRICTED TO NUR FUER
A3	00779	C-1103635	–

CUSTOMER DRAWING/KUNDENZEICHNUNG

SCALE MASSSTAB 1:1 | SHEET BLATT 1 OF VON 1 | REV A12