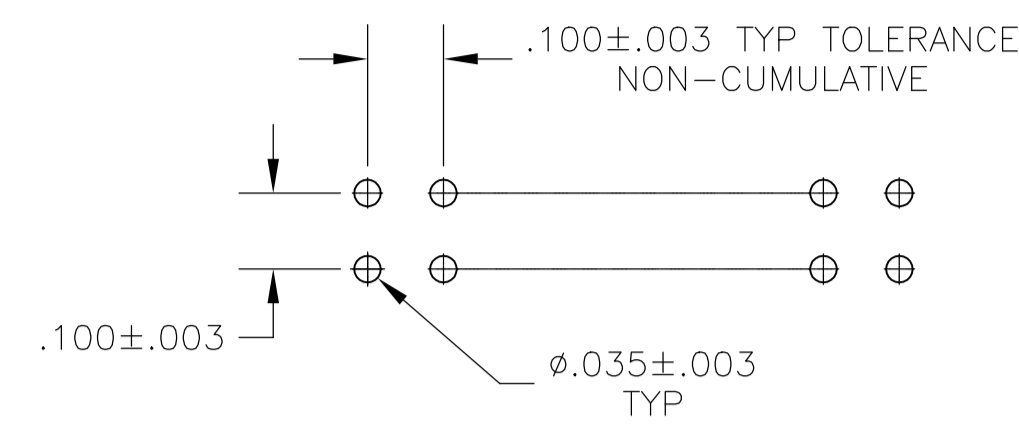
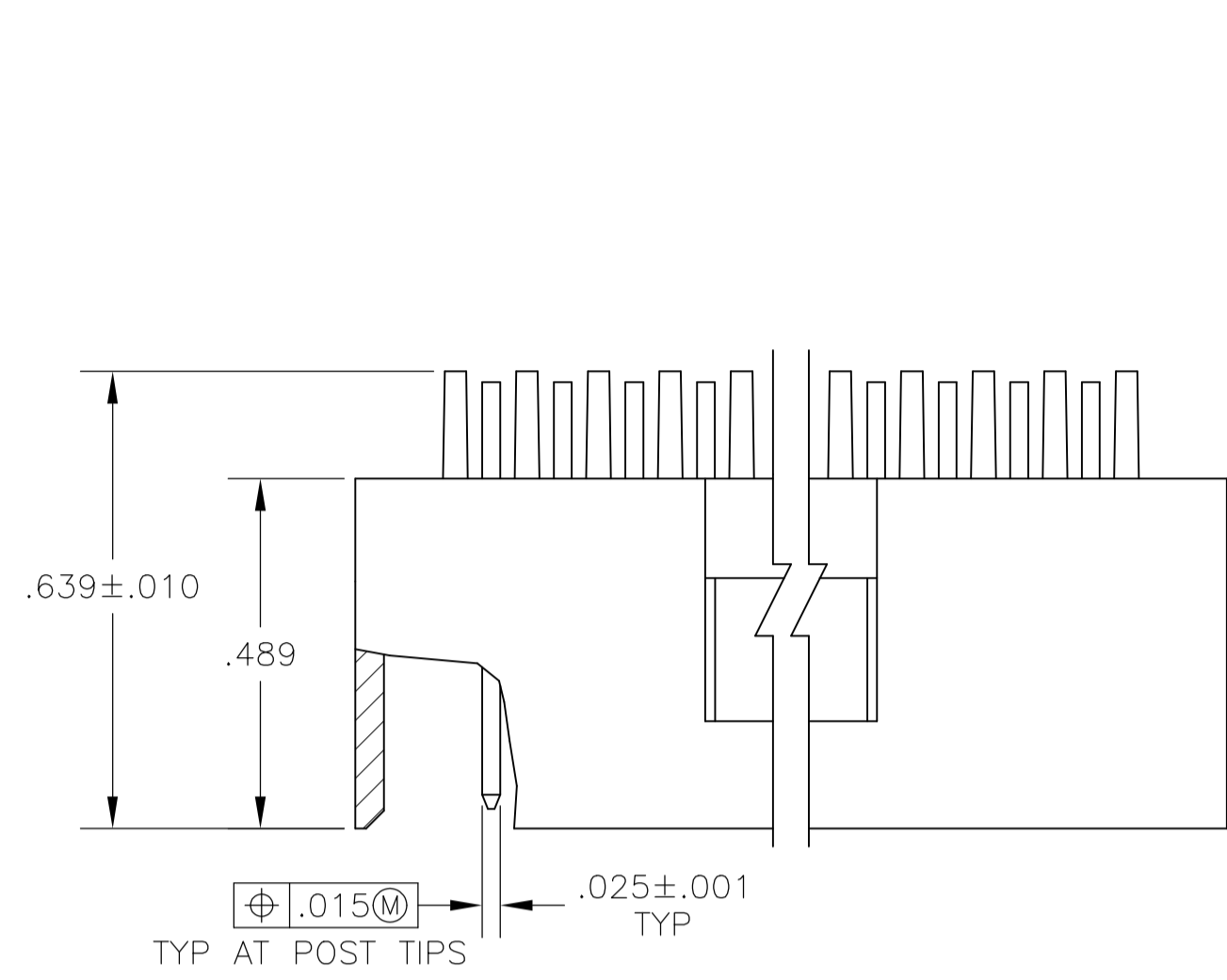
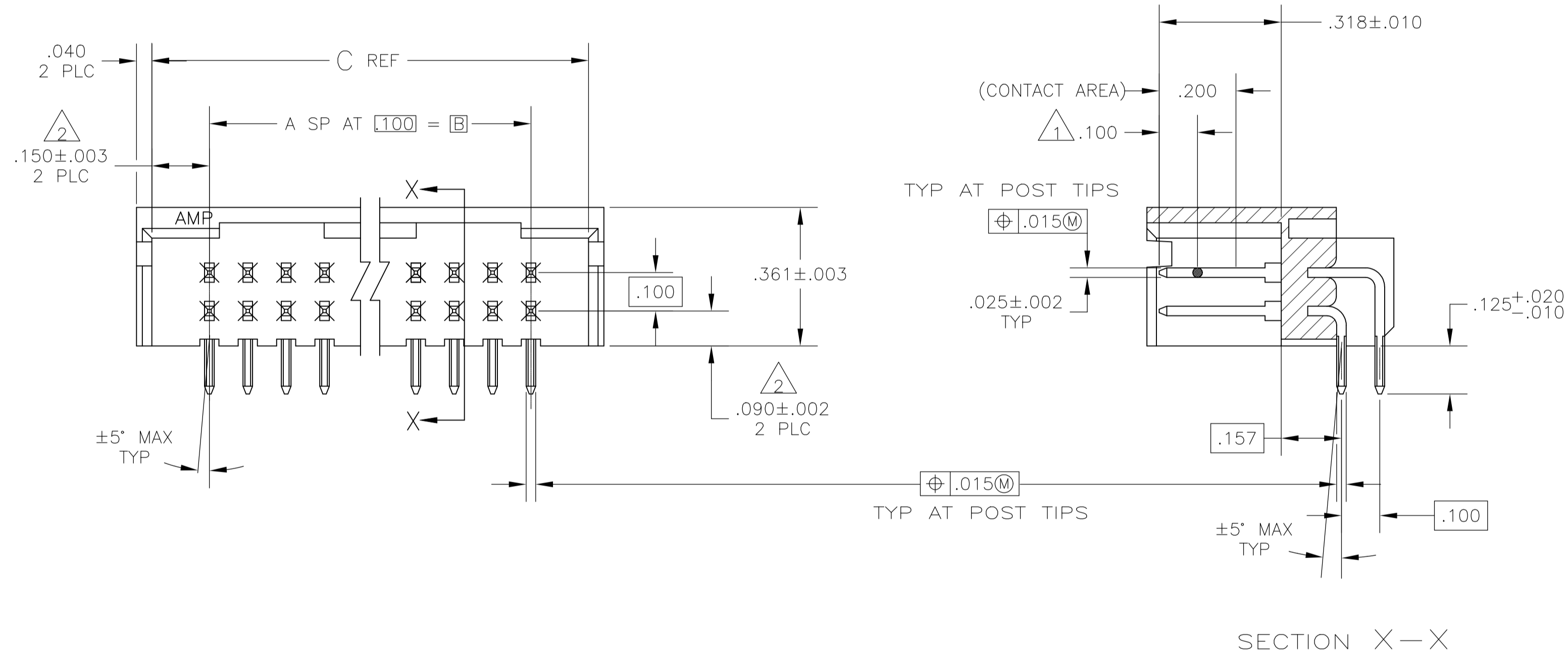


REVISIONS					
REV	LYR	DESCRIPTION	DATE	DWN	APVD
K2		PART STATUS UPDATED IN PART LIST TABLE	08FEB2018	SD	PS



RECOMMENDED HOLE LAYOUT



SECTION X-X

- 1 POINT OF MEASUREMENT FOR PLATING THICKNESS.
- 2 THE NOTED DIMENSION APPLIES AT THE INTERSECTION OF THE POST AND HOUSING
- 3 OBSOLETE PART NUMBER
- 4 POSTS: .000015 GOLD IN CONTACT AREA, .000100-.000200 MATTE TIN-LEAD ON SOLDER TAIL, ALL OVER .000050 NICKEL.
- 5 POSTS: .000015 GOLD IN CONTACT AREA, .000100-.000200 MATTE TIN ON SOLDER TAIL, ALL OVER .000050 NICKEL.
- 6 OBSOLETE PARTS: OBSOLETE CIS STREAMLINING PER D.RENAUD/D.SINISI

REV	LYR	DESCRIPTION	DATE	DWN	APVD		
6		OBSOLETE	3.200	2.900	29	60	7-102620-6
6		OBSOLETE	2.700	2.400	24	50	7-102620-1
5			2.200	1.900	19	40	6-102620-6
5			1.900	1.600	16	34	6-102620-3
5			1.700	1.400	14	30	6-102620-1
5			1.500	1.200	12	26	5-102620-9
5			1.400	1.100	11	24	5-102620-8
5			1.200	.900	9	20	5-102620-6
5			1.100	.800	8	18	5-102620-5
5			1.000	.700	7	16	5-102620-4
5			.900	.600	6	14	5-102620-3
5			.800	.500	5	12	5-102620-2
5			.700	.400	4	10	5-102620-1
4			3.800	3.500	35	72	3-102620-2
4			3.700	3.400	34	70	3-102620-1
4			3.600	3.300	33	68	3-102620-0
4			3.500	3.200	32	66	2-102620-9
4			3.400	3.100	31	64	2-102620-8
4			3.300	3.000	30	62	2-102620-7
6		OBSOLETE	3.200	2.900	29	60	2-102620-6
4			3.100	2.800	28	58	2-102620-5
4			3.000	2.700	27	56	2-102620-4
4			2.900	2.600	26	54	2-102620-3
4			2.800	2.500	25	52	2-102620-2
6		OBSOLETE	2.700	2.400	24	50	2-102620-1
4			2.600	2.300	23	48	2-102620-0
4			2.500	2.200	22	46	1-102620-9
4			2.400	2.100	21	44	1-102620-8
4			2.300	2.000	20	42	1-102620-7
6		OBSOLETE	2.200	1.900	19	40	1-102620-6
4			2.100	1.800	18	38	1-102620-5
4			2.000	1.700	17	36	1-102620-4
6		OBSOLETE	1.900	1.600	16	34	1-102620-3
4			1.800	1.500	15	32	1-102620-2
6		OBSOLETE	1.700	1.400	14	30	1-102620-1
6		OBSOLETE	1.600	1.300	13	28	1-102620-0
6		OBSOLETE	1.500	1.200	12	26	102620-9
4			1.400	1.100	11	24	102620-8
4			1.300	1.000	10	22	102620-7
4			1.200	.900	9	20	102620-6
4			1.100	.800	8	18	102620-5
4			1.000	.700	7	16	102620-4
4			.900	.600	6	14	102620-3
4			.800	.500	5	12	102620-2
4			.700	.400	4	10	102620-1
PLATING	C	B	A	NO OF POSN		PART NUMBER	

THIS DRAWING IS A CONTROLLED DOCUMENT. DWN H MOLL 16NOV87
 CHK R FEJDT 16NOV87
 APVD R FLICKER 17NOV87

STE TE Connectivity

PRODUCT SPEC: HEADER ASSY, MOD II, DBL ROW, .100X.100 C/L, RIGHT ANGLE, (3) SIDED SHROUD

APPLICATION SPEC: —

SIZE: A1 CAGE CODE: 00779 DRAWING NO: 102620

RESTRICTED TO: —

MATERIAL: HOUSING: PLASTE-RETARDANT THERMOPLASTIC; COLOR: BLACK; POSTS: PHOS BRONZE

FINISH: SEE TABLE

WEIGHT: —

CUSTOMER DRAWING

SCALE: 4:1 SHEET: 1 OF 1 REV: K2