

TE CONNECTIVITY'S (TE) TSJ/TBJ JOINTS WITH RAPID RESIN

For armoured power cables up to 1 kV

TE's TSJ/TBJ joints with rapid resin

for armoured power cables up to 1 kV

- A comprehensive range of resin-filled straight joints and branch joints for low voltage armoured power cables with conductor sizes up to 400 mm².
- Designed with generous dimensions to accommodate modern mechanical connectors needing no special installation tooling.
- A 2-part Polyurethane resin supplied with the kit in a double chamber bag provides insulation, sealing and mechanical protection for the completed joint.
- Clear rigid joint shells to aid correct installation
- Armour continuity bonding components included in every kit.
- Qualified to national and international performance standards.

Application

TSJ and TBJ joints are designed for 2-, 3- and 4-core power cables with rated voltage up to 0,6/1,0 (1.2) kV. They are suitable for cables with:

- Copper or aluminium (solid or stranded) conductors up to 400 mm²
- XLPE, PVC or EPR insulation
- Wire armour (SWA) or strip armour
- PVC or PE sheath TBJ branch joints are suitable for branch cables up to the maximum main cable conductor size for each kit. All kits are also suitable for unarmoured cables. See the kit selection table opposite. Select from the range of TSJ and TBJ kits according to conductor size and cable diameter.

Quality


ISO 9000 series and ISO 14001 certifications underline the TE's commitment to quality and the environment. All TE products are subject to a series of rigorous checks from the time they enter our plants as raw material until they leave as finished products. Re-qualification testing is carried out on a regular basis with installed products.

Customers can thus have full confidence in the products, services and data supplied.

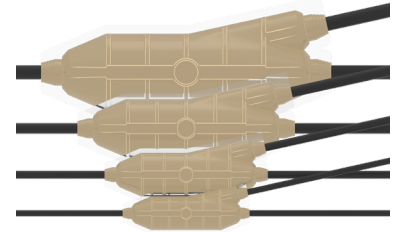
Design

TSJ and TBJ joints are designed for simplicity and easy installation. They are part of TE's cable accessories range, known for more than 60 years for its expertise, reliability, and quality.

Clear rigid high-impact polystyrene joint shells provide generous jointing dimensions and allow easy viewing to check connector positioning and resin filling. The joint shells are supplied complete with pre-applied foam sealing strips, fixing clips and sealing tape. Filling the joint is made easier with a convenient pouring funnel and sealing cap.



TE Straight Joints (TSJ)



TE Branch Joints (TBJ)

All joints are supplied with TE Connectivity range of B&H mechanical connectors. These connectors come complete with moulded insulation shrouds which offer reliable and robust insulation reducing installation time and making live working easier and safer.

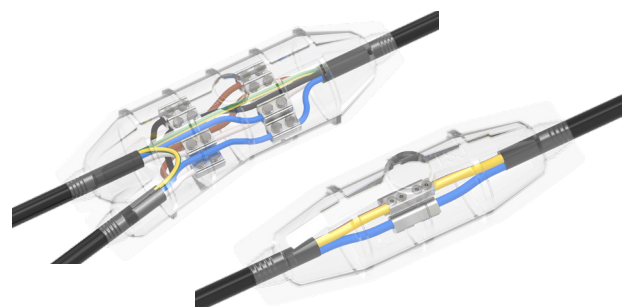
For applications above 70 mm², the kits complete with shear-controlled mechanical connectors suitable for stranded, solid, sectoral and round conductors.

Components for armour bonding are included in the kit. The continuity bond is an insulated flexible conductor with short circuit rating suitable for fuse-protected circuits.

Joints are filled with a qualified and well established two-part polyurethane resin system supplied in flexible foil laminate pouches for easy mixing and pouring. Resin kits carry a full 2-year shelf-life.

Each joint kit includes clear and detailed installation instructions. Kit components are well protected in robust box packaging with clear labelling.

The combination of two-part polyurethane resin and B&H mechanical connectors at the heart of TSJ and TBJ joints has been fully qualified to the respected UK performance standard Engineering Recommendation C81, including the requirements of BS 7888 and CENELEC HD623 (EN 50393).



SELECTION TABLE FOR TSJ

| Part description | Cable conductor size (mm ²) | | Cable entry diameter (mm) | | Connector range (mm ²) | |
|------------------|-----------------------------------------|---------|---------------------------|------|------------------------------------|------|
| | 2- & 3-core* | 4-core* | min. | max. | min. | max. |
| TSJ-6 | 10 | 6 | 9 | 21 | 4 | 25 |
| TSJ-16 | 25 | 16 | 15 | 27 | 4 | 25 |
| TSJ-35 | 35 | 35 | 21 | 33 | 4 | 50 |
| TSJ-70 | 95 | 70 | 29 | 41 | 35 | 95 |
| TSJ-120 | 150 | 120 | 39 | 57 | 35 | 185 |
| TSJ-185 | 240 | 185 | 49 | 67 | 35 | 185 |
| TSJ-300 | 300 | 300 | 59 | 77 | 70 | 300 |
| TSJ-400 | 400 | 400 | 59 | 77 | 185 | 400 |

*Cable range applicable for both running main and branch cable

SELECTION TABLE FOR TBJ

| Part description | Cable conductor size (mm ²) | | Cable entry diameter (mm) | | Connector range (mm ²) | |
|------------------|-----------------------------------------|---------|---------------------------|------|------------------------------------|------|
| | 2- & 3-core* | 4-core* | min. | max. | min. | max. |
| TBJ-6 | 10 | 6 | 9 | 21 | 4 | 35 |
| TBJ-16 | 25 | 16 | 15 | 27 | 4 | 35 |
| TBJ-35 | 35 | 35 | 21 | 33 | 4 | 35 |
| TBJ-70 | 95 | 70 | 29 | 41 | 35 | 95 |
| TBJ-120 | 150 | 120 | 39 | 57 | 35 | 185 |
| TBJ-185 | 240 | 185 | 49 | 67 | 35 | 185 |
| TBJ-300 | 300 | 300 | 59 | 77 | 70 | 300 |
| TBJ-400 | 400 | 400 | 59 | 77 | 185 | 400 |

*Cable range applicable for both running main and branch cable

FOR MORE INFORMATION:

TE Technical Support Centers

AMERICAS

USA/Canada: +1 (800) 327-6996
 Mexico: +52 0-55-1106-0800
 Brazil: +55 11-2103-6023
 South America: +57 1-319-8962

ASIA-PACIFIC

Australia: +61 29-554-2695
 New Zealand: +64 9-634-4580
 China: +86 (0) 400-820-6015

EUROPE-MIDDLE EAST-AFRICA

France: +33 (0) 38-058-3200
 Germany/Switzerland: +49 (0) 89-608-9903
 UK: +44 08708-707-500
 Spain/Portugal: +34 912-681-885
 Italy: +39 335-834-3453
 Benelux: +32 16-508-695
 Russia: +7 495-790 790 2-200
 Poland/Baltics: +48 224-576-753
 Czech Republic: +42 (0) 272-011-105
 Sweden/Norway: +46 850 725 000
 Middle East: +971 4-211-7020

te.com/energy

© 2018 TE Connectivity. All Rights Reserved. EPP-3104-5/18

TE Connectivity and the TE connectivity (logo) are trademarks of the TE Connectivity Ltd. family of companies. Other logos, product and Company names mentioned herein may be trademarks of their respective owners. While TE has made every reasonable effort to ensure the accuracy of the information in this brochure, TE does not guarantee that it is error-free, nor does TE make any other representation, warranty or guarantee that the information is accurate, correct, reliable or current. TE reserves the right to make any adjustments to the information contained herein at any time without notice. TE expressly disclaims all implied warranties regarding the information contained herein, including, but not limited to, any implied warranties of merchantability or fitness for a particular purpose. The dimensions in this brochure are for reference purposes only and are subject to change without notice. Specifications are subject to change without notice. Consult TE for the latest dimensions and design specifications.