

BERYLLIUM COPPER FINGER STOCK

PRODUCT OVERVIEW

Beryllium copper (BeCu) spring finger and contact gaskets are manufactured by punching or etching thin BeCu strip which is pressed and formed into the required final shape and then heat treated to give it 'memory'.

Due to their high conductivity, BeCu gaskets provide good EMI/RFI shielding together with low closure force properties and are available in a number of plated finishes and mounting styles. In certain closing applications the 'wiping' action enhances shielding performance.

The end product results in a low resistance contact finger with excellent anti-corrosion properties that remains flexible within acceptable limits for many years.

Applications

BeCu fingers are suited for use in high cycling RFI/EMI and EMP applications where frequent access is required as their construction makes them resistant to fatigue and only low compression forces are needed. They are suited to high and low temperature applications and their wiping action makes them ideal for use in:

- Cabinet doors
- Access panels
- Personnel doors in screened rooms and containers
- Shielded rooms
- Grounding contacts

Availability

There are short lead times on most gaskets, which are available in a large range of standard profiles in strips, generally 406mm (16") long. Longer lengths are available with some in continuous lengths.

Gaskets can be applied using adhesive tape, or can be slot mounted, clipped on or soldered and in addition to the standard finish can also be supplied in Tin, Nickel and Silver finishes.

Design Considerations

This product does not provide an environmental seal.

Over-compression can result in damaged fingers and loss of effectiveness.

Ensure galvanic compatibility with mounting surfaces. Fixing method must be appropriate to the application. Exposed gaskets are susceptible to damage, catching on clothing etc.

Production Capability

BeCu gaskets are usually supplied in 406mm (16") lengths, but can be cut to requirements and, depending on the profile, are available in continuous longer lengths.

To ensure galvanic compatibility gaskets can be supplied in a range of finishes including tin, nickel, zinc/clear chromate, gold, silver and nickel.

Mounting styles include clip-on, stick-on, snap-on, low profile and hook-and-dium or large commercial production runs.

Ordering Information

Part No. i.e. = 1100-105-(yy plated finish)

Available finishes	Ref
Solderable unplated	01
Clean and Bright (unsolderable)	02
Gold	03
Silver	04
Bright Tin	17
Bright Nickel	20
Zinc/Clear Chromate	15
Electroless Nickel	18

* FINGER STRIPS ARE SUPPLIED WITH A CLEAN AND BRIGHT FINISH AS STANDARD.

Handling Considerations

BeCu gaskets are fully RoHS compliant.

There are no special toxic hazards associated with the handling of copper beryllium alloys. However cuts and abrasions should be treated by normal first aid methods and it is advised that after contact with copper-beryllium alloys the hands should be washed before food is eaten. Care should also be taken, as with other metal alloys, to remove all metal particles from the wound whilst normal hygiene standards should be observed.

Further information can be found in The Health and Safety Executive (UK) - Guidance Note EH13 'Beryllium - health and safety precautions'.

Beryllium copper alloy 25 (CA172) is used in these applications for maximum spring properties of strengthened fatigue resistance.

Chemical Composition	
Beryllium	1.80-2.00%
Cobalt plus nickel	0.20% Min.
Cobalt plus nickel plus iron	0.6% Max.
Copper	Balance

Physical Properties (heat treated)	
Electrical conductivity (% IACS)	22-25
Modulus of elasticity (GPa)	127.5

Mechanical Properties (heat treated)	
Temper	½ Hard
Tensile strength (MPa.)	1275 Min.
Yield strength .2% offset (MPa)	160 Min.

Manufacturing Tolerances (mm)	
Pitch	± 0.127
Length	± 1.52
Spring height	± 0.51
Cut length	± 0.51

BERYLLIUM COPPER FINGER STOCK

Finish	Specification
Solderable unplated	NA
Clean and Bright (unsolderable)	NA
Gold	Mil-G-45204
Silver	QQ-S-365
Bright Tin	Mil-T-10727
Bright Nickel	QQ-N-290
Zinc/Clear Chromate	NA
Electroless Nickel	Mil-C-26074

Notice

Information supplied in these data sheets is based on independent and laboratory tests which Kemtron believes to be reliable. Kemtron has no control over the design of customer's product which incorporates Kemtron's products, therefore it is the responsibility of the user to determine the suitability for his particular application and we recommend that the user make his own test to determine suitability.

The product described in this data sheet shall be of standard quality, however the products are sold without warranty of fitness for a particular purpose, either expressed or implied, except to the extent expressly stated on Kemtron's invoice, quotation or order acknowledgement. Kemtron does not warrant that products described in this data sheet will be free of conflict with existing or future patents of third parties. All risks of lack of fitness, patent infringement and the like are assumed by the user.

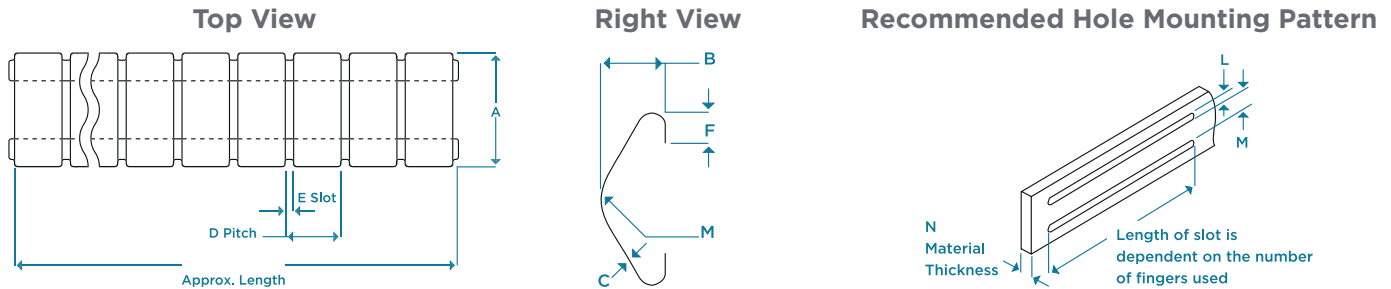
BERYLLIUM COPPER FINGER STOCK

Slot Mounting Clips

Designed to be used in parallel slots in sheet metalwork, suitable for both shielding and grounding and can be used in both compression and wiping action.

Typical Applications

Front Panels, Plug in Units, Subrack Assemblies.



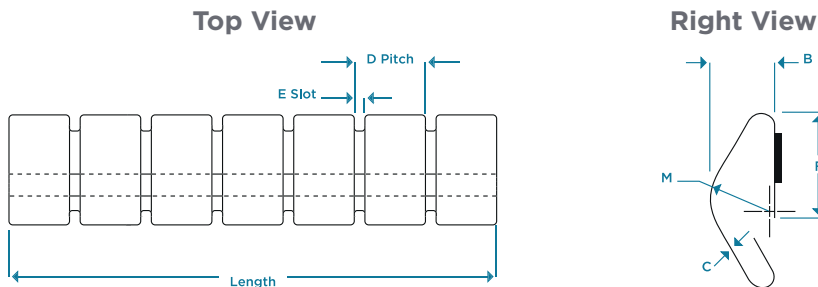
							Recommended slot dimensions		
A (mm)	B (mm)	C (mm)	D (mm)	E (mm)	F (mm)	Part No.	L (mm)	M (mm)	N (mm)
8.13	2.79	0.10	4.75	0.46	2.16	1100-010-XX-YY	2.29	6.60	1.02
8.13	2.79	0.10	4.75	0.46	2.16	1100-021-XX-YY	2.29	6.60	1.52
15.24	5.59	0.13	7.16	0.81	3.56	1100-011-XX-YY	3.56	13.21	1.78
9.40	3.30	0.13	6.35	0.63	2.16	1100-028-XX-YY	2.29	7.62	1.02
20.32	8.12	0.13	9.52	0.81	5.10	1100-032-XX-YY	5.59	18.29	1.78
7.87	3.05	0.07	6.35	0.50	2.28	1100-038-XX-YY	2.41	6.35	1.02

Ordering Information

Part No. i.e. = 1100-010-XX (Number of fingers)-YY (plated finish)
 Most parts can be supplied in continuous coils or 406mm lengths.
 Parts can be supplied in Extra Soft form, add ES to prefix i.e. 1100ES-010 etc

General Purpose Stick on Gaskets

For enclosure applications.



BERYLLIUM COPPER FINGER STOCK

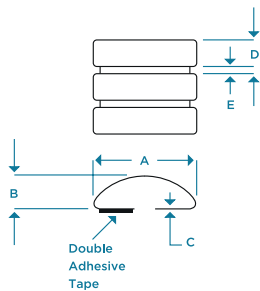
A (mm)	B (mm)	C (mm)	D (mm)	E (mm)	F (mm)	Length (mm)	Part No.
8.10	2.80	0.05	4.70	0.46	5.30	610	1100-012-YY
15.20	5.60	0.09	9.50	0.80	7.10	610	1100-014-YY
9.40	3.30	0.05	6.35	0.63	5.30	406	1100-033-YY
8.10	2.80	0.08	4.75	0.45	4.50	406	1100-476-YY
9.40	3.30	0.05	6.35	0.55	5.00	406	1100-439-YY
15.20	5.60	0.08	9.52	0.82	7.00	406	1100-472-YY
20.30	8.10	0.10	9.52	0.82	11.20	406	1100-477-YY

Ordering Information

Part No. i.e. = 1100-012-YY (plated finish)

Part 1100-0014 is available in Extra Soft form, add ES to prefix i.e. 1100ES-014-YY

Profile



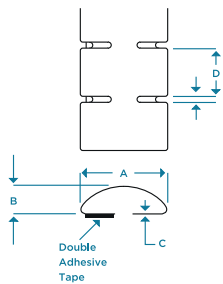
A (mm)	B (mm)	C (mm)	D (mm)	E (mm)	Length (mm)	Part No.
15.80	5.60	0.10	9.53	0.76	381	1100-951-YY
11.40	3.60	0.08	6.35	0.56	381	1100-954-YY
8.90	2.80	0.08	4.75	0.46	381	1100-957-YY

Ordering Information

Part No. i.e. = 1100-951-YY (plated finish)

Above parts are available in Extra Soft form, add ES to prefix i.e. 1100ES-95 1

Profile



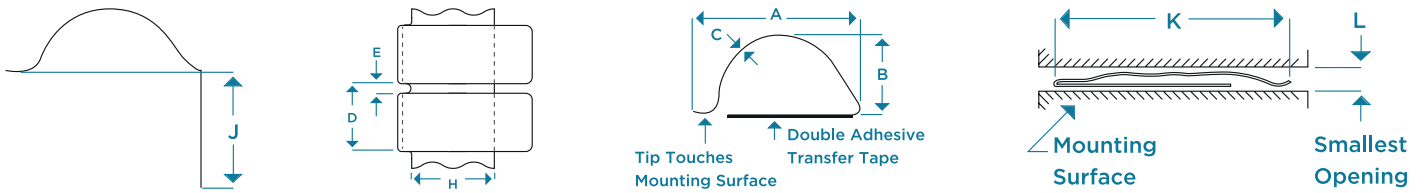
A (mm)	B (mm)	C (mm)	D (mm)	E (mm)	Length (mm)	Part No.
15.80	5.60	0.10	9.53	0.76	381	1100-910-YY
11.40	3.60	0.08	6.35	0.56	381	1100-915-YY
8.90	2.80	0.08	4.75	0.46	381	1100-918-YY

Ordering Information

Part No. i.e. = 1100-910-YY (plated finish)

Above parts are available in Extra Soft form, add ES to prefix i.e. 1100ES-910

Profile



A (mm)	B (mm)	C (mm)	D (mm)	E (mm)	G (mm)	J (mm)	K (mm)	L (mm)	Length (mm)	Coil Length (m)	Part No.
15.2	5.8	0.10	9.53	0.81	12.70	N/A	19.60	1.02	610	7.60	1100-500-YY
15.2	5.8	0.10	9.53	0.81	N/A	12.70	19.60	1.02	610	N/A	1100-505-YY
15.2	5.8	0.10	9.53	0.81	12.70	N/A	19.60	1.02	610	7.60	1100-510-YY
9.4	3.6	0.08	6.35	0.56	7.90	N/A	12.70	1.78	406	7.60	1100-520-YY
9.4	3.6	0.08	6.35	0.56	N/A	8.13	12.70	1.78	406	N/A	1100-525-YY
17.0	7.9	0.10	9.53	1.02	13.50	N/A	23.90	3.56	610	7.60	1100-536-YY
28.7	10.4	0.18	12.70	1.02	19.80	N/A	49.30	2.54	305	N/A	1100-537-YY
28.7	10.4	0.18	12.70	1.02	N/A	19.05	49.30	2.54	305	N/A	1100-545-YY
19.8	6.4	0.13	9.53	1.02	13.50	N/A	23.90	2.03	610	7.60	1100-538-YY
19.8	6.4	0.13	9.53	1.02	N/A	12.19	23.90	2.03	610	N/A	1100-535-YY
19.8	6.4	0.13	9.53	1.02	13.50	N/A	23.90	2.03	610	7.60	1100-548-YY
7.1	2.8	0.08	4.78	0.46	5.80	N/A	9.40	1.65	406	7.60	1100-540-YY
7.1	2.8	0.08	4.78	0.46	N/A	6.09	9.40	1.65	406	N/A	1100-544-YY

- Standard versions: 1100-536/537/538
- Standard version with teardrop: 1100-500/520/540
- Right angled version: 1100-505/525/535/544/545
- With Magnefil: 1100-510/548 (provides magnetic shielding).

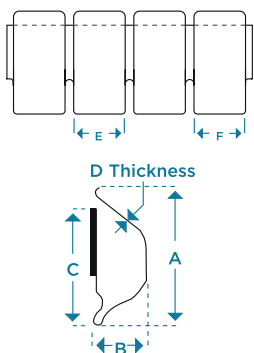
Ordering Information

Part No. i.e. = 1100-500-YY (plated finish)

Above parts are available in Extra Soft form, add ES to prefix i.e. 1100ES-500

General Purpose Stick on Gaskets

Profile

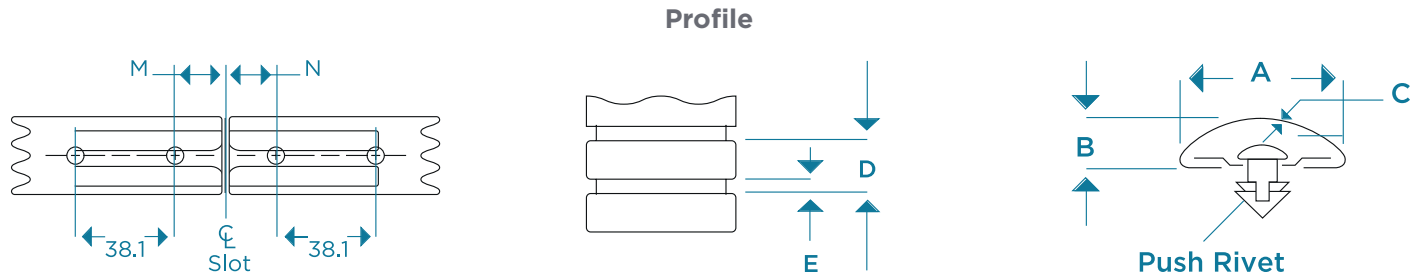


A (mm)	B (mm)	C (mm)	D (mm)	E (mm)	F (mm)	Length (mm)	Part No.
7.00	2.90	6.00	0.08	4.77	4.30	406	1100-478-YY
9.60	3.50	8.10	0.80	6.35	5.80	406	1100-461-YY
15.20	5.70	12.70	0.10	9.53	8.40	406	1100-479-YY
19.10	6.30	13.30	0.13	9.52	8.40	406	1100-480-YY

Ordering Information

Part No. i.e. = 1100-478-YY (plated finish)

Rivet Mounted Gasket Strips



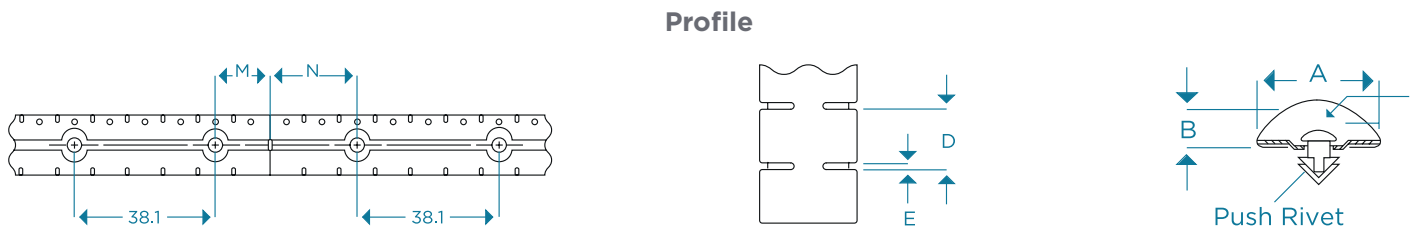
A (mm)	B (mm)	C (mm)	D (mm)	E (mm)	Length (mm)	Part No.	M (mm)	N (mm)	No.
15.8	5.60	0.10	9.53	0.76	381	1100-952-YY	14.20	23.90	Rivets
11.40	3.60	0.08	6.35	0.56	381	1100-955-YY	16.00	22.40	10
8.90	2.80	0.08	4.75	0.46	381	1100-958-YY	16.80	21.30	10

Ordering Information

Part No. i.e. = 1100-952-YY (plated finish)
 Above parts are available in Extra Soft form, add ES to prefix i.e. 1100ES-952

Rivet Mounted Gasket Strips

This gasket has a continuous central strip on top of the gasket enabling it to be used in a longitudinal sliding action as well as wiping. A retention clip can be supplied to hold the gasket in place when used with the sliding action.



A (mm)	B (mm)	C (mm)	D (mm)	E (mm)	Length (mm)	Part No.	M (mm)	N (mm)	No.
15.8	5.60	0.10	9.53	0.76	381	1100-913-YY	14.20	23.90	10
11.40	3.60	0.08	6.35	0.56	381	1100-916-YY	16.00	22.40	10
8.90	2.80	0.08	4.75	0.46	381	1100-919-YY	16.80	21.30	10

Ordering Information

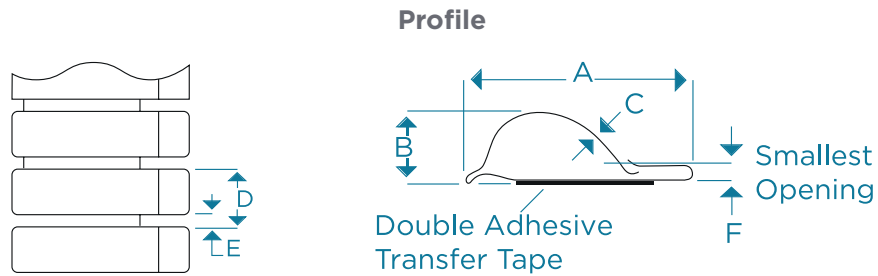
Part No. i.e. = 1100-913-YY (plated finish)
 Above parts are available in Extra Soft form, add ES to prefix i.e. 1100ES-913

The Rivet mount version is available with retention clip:

Part No.	Used on:
1100-964	1100-919
1100-965	1100-916
1100-966	1100-913

Rivet Mounted Gasket Strips

A general purpose gasket but the contact finger is protected within an enclosed end, thus preventing accidental damage when used in high access areas.



A (mm)	B (mm)	C (mm)	D (mm)	E (mm)	F (mm)	Length (mm)	Coil Length (m)	Part No.
19.30	5.80	0.10	9.53	0.81	1.52	610	7.60	1100-515-YY
13.00	3.60	0.08	6.35	0.56	1.78	406	7.60	1100-521-YY
9.70	3.10	0.08	4.78	0.46	1.27	406	7.60	1100-541-YY
6.40	2.00	0.08	4.78	0.46	1.27	406	7.60	1100-542-YY

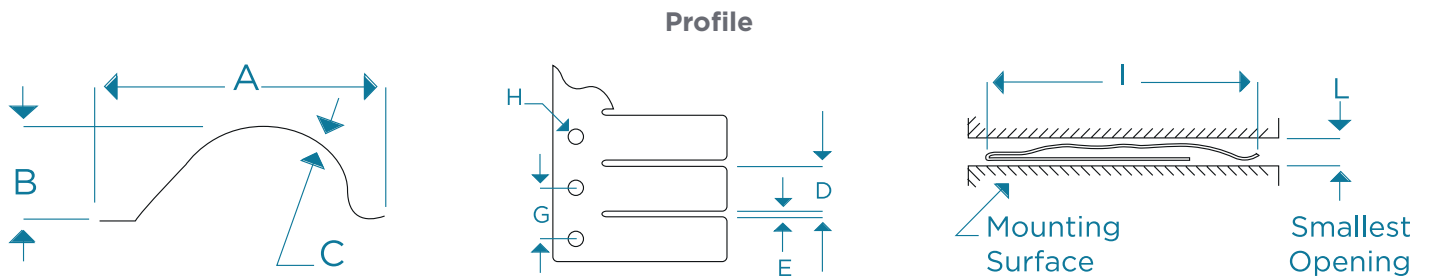
Ordering Information

Part No. i.e. = 1100-515-YY (plated finish)

Above parts are available in Extra Soft form, add ES to prefix i.e. 1100ES-515

Large Enclosure Door Gaskets

Suitable for large enclosure doors such as shielded rooms, communication cabins etc. To be used in a wiping application and should be fixed with screws, rivets or soldered in place.

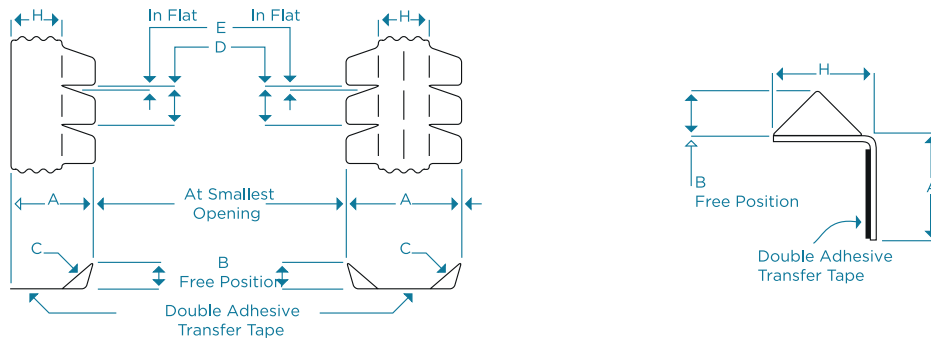


A (mm)	B (mm)	C (mm)	D (mm)	E (mm)	F (mm)	G (mm)	H (mm)	I (mm)	L (mm)	Length (mm)	Part No.
27.7	6.4	0.13	9.53	1.02	4.10	9.70	3.60	32.3	2.0	7.6	1100-438-YY
41.4	10.4	0.18	12.7	1.02	4.80	12.7	3.60	48.3	2.0	7.6	1100-440-YY

Twisted Finger Gaskets

A general purpose cost effective gasket designed for use where small gaps need filling.

Profile



A (mm)	B (mm)	C (mm)	D (mm)	E (mm)	H (mm)	Length (mm)	Coil Length (m)	Part No.
5.8	0.8	0.08	2.41	0.38	3.6	610	7.6	1100-550-YY
4.1	0.08	0.08	2.41	0.38	2.0	610	N/A	1100-551-YY
8.6	1.8	0.08	4.19	0.38	4.6	610	7.6	1100-555-YY
8.6	1.8	0.08	4.19	0.38	4.6	610	7.6	1100-556-YY
5.1	1.8	0.08	4.19	0.38	2.8	610	N/A	1100-558-YY
7.6	1.8	0.08	4.19	0.38	4.6	610	7.6	1100-559-YY
12.7	1.8	0.08	4.19	0.38	4.8	610	7.6	1100-560-YY
12.7	1.8	0.08	4.19	0.38	4.8	610	7.6	1100-561-YY
18.42	5.13	0.08	12.7	0.38	10.36	610	7.6	1100-567-YY

Ordering Information

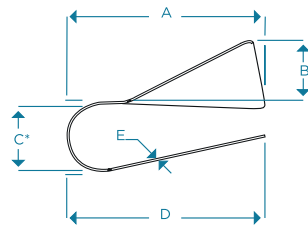
Part No. i.e. = 1100-550-YY (plated finish)

Above parts are available in Extra Soft form, add ES to prefix i.e. 1100ES-550

Twisted Finger Gaskets

A general purpose cost effective gasket designed for use where small gaps need filling.

Profile



A (mm)	B (mm)	C (mm)	D (mm)	E (mm)	F (mm)	Length (mm)	Coil Length (m)	Part No.	With D Lance
3.8	0.76	1.78	3.8	0.08	2.41	0.38	406	1100-552-YY	553
5.33	1.78	1.78	5.33	0.08	4.19	0.38	406	1100-563-YY	564
6.99	0.76	1.78	4.45	0.08	2.41	0.38	406	1100-572-YY	574
6.99	0.76	1.27	4.45	0.08	2.41	0.38	406	1100-580-YY	582
9.6	1.91	1.78	6.35	0.08	4.19	0.38	406	1100-576-YY	578
9.6	1.91	1.27	6.35	0.08	4.19	0.38	406	1100-584-YY	586
10.52	5.33	1.78	10.52	0.08	12.7	0.38	406	1100-568-YY	568

Ordering Information

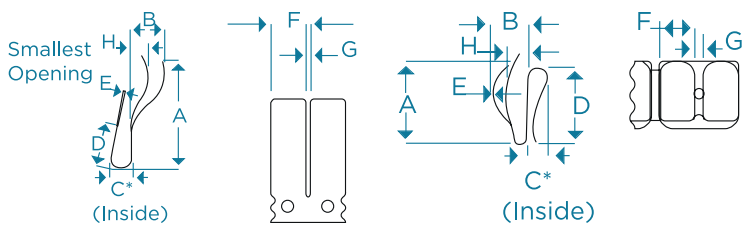
Part No. i.e. = 1100-553-YY (plated finish)

Above parts are available in Extra Soft form, add ES to prefix i.e. 1100ES-553

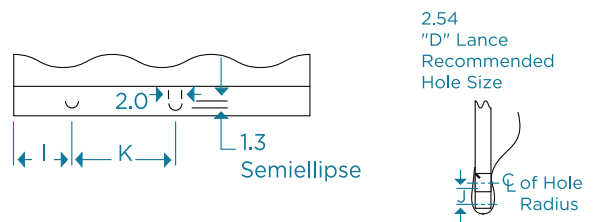
Clip On Gaskets

Designed for clipping on to a panel, lances are available to ensure a secure fixing.

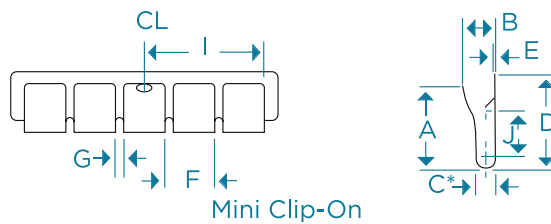
Part No. 1100-603/604/605/606/607



'D' Lance Detail



Part No. 1100-645



BERYLLIUM COPPER FINGER STOCK

A (mm)	B (mm)	C (mm)	D (mm)	E (mm)	F (mm)	G (mm)	H (mm)	Length (mm)	Lance Location Dims	Lance to Lance Dims	Part No.	
9.7	5.1	2.5	8.4	0.13	6.35	1.02	1.52	406	6.35	2.53	12.7	1100-603-YY
8.4	7.1	1.8	9.7	0.13	6.35	1.02	2.54	406	5.80	5.18	12.7	1100-604-YY
9.7	5.1	1.8	9.7	0.13	6.35	1.02	1.52	406	5.80	5.18	12.7	1100-605-YY
9.7	5.1	1.8	9.7	0.13	6.35	1.02	1.52	406	6.35	4.08	12.7	1100-606-YY
8.4	7.1	1.8	9.7	0.13	6.35	1.02	2.54	406	6.35	4.08	12.7	1100-607-YY
7.6	2.5	1.8	4.8	0.13	4.75	1.19	1.65	406				1100-610-YY
7.6	2.5	1.8	4.8	0.13	4.62	1.19	1.52	406	9.25	1.57	18.49	1100-611-YY
11.2	2.5	1.8	4.8	0.08	4.75	1.19	1.14	406	2.37	1.26	19.05	1100-612-YY
7.6	2.5	1.8	4.8	0.13	4.62	1.19	1.52	406	9.25	1.37	18.49	1100-613-YY
7.6	2.5	1.3	4.8	0.13	4.75	1.19	1.65	406				1100-614-YY
11.2	2.0	1.3	4.8	0.13	4.75	1.19	1.14	406				1100-619-YY
11.2	2.0	1.8	4.8	0.13	4.75	1.19	1.14	406				1100-620-YY
11.2	3.0	1.8	5.8	0.13	4.90	1.17	1.78	406	16.56	2.13	34.32	1100-621-YY
11.2	3.0	1.8	4.8	0.13	4.90	1.17	1.91	406	7.37	1.25	18.42	1100-622-YY
15.2	5.3	2.5	5.8	0.13	4.75	1.19	1.78	406				1100-628-YY
15.2	5.3	1.3	4.8	0.13	4.75	1.19	1.78	406				1100-629-YY
15.2	5.3	1.8	4.8	0.13	4.75	1.19	1.78	406				1100-630-YY
15.2	5.3	1.8	4.8	0.13	4.62	1.19	2.03	406	9.25	1.46	18.49	1100-631-YY
15.2	5.3	1.8	4.8	0.13	4.62	1.19	2.03	406	9.25	1.46	18.49	1100-632-YY
15.2	5.3	1.3	4.8	0.13	4.62	1.19	2.03	406	9.25	1.46	18.49	1100-633-YY
15.2	5.3	1.3	4.8	0.13	4.62	1.19	2.03	406	9.25	1.46	18.49	1100-634-YY
27.7	6.6	1.8	7.1	0.13	9.53	1.02	1.50	406				1100-640-YY
5.4	1.8	1.14	6.4	0.07	5.1	0.76	0.25	610	12.3	3.37	25.4	1100-645-YY
24.9	10.2	5.1	5.1	0.10	25.4	0.76	5.1	406	4.88	3.05	12.34	1100-650-YY

Parts with no lance (as option):

610/614/619/620/628/629/630

Parts with square lance:

612/650

Parts with T lance (for softer materials):

604/605/611/621/631/633

Parts with D lance (2.54Ø hole required in material):

603/606/607/613/622/632/634/645

Ordering Information

Part No. i.e. = 1100-603-YY (plated finish)

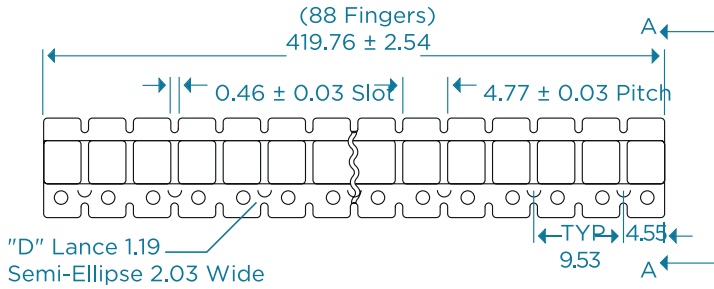
Above parts are available in Extra Soft form, add ES to prefix i.e. 1100ES-603

BERYLLIUM COPPER FINGER STOCK

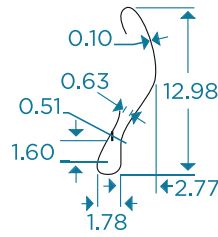
Clip On Gaskets

Designed for clipping on to a panel, lances are available to ensure a secure fixing.

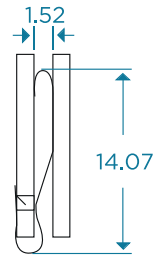
Part No. 1100-637



Section A-A



Compression View



Ordering Information

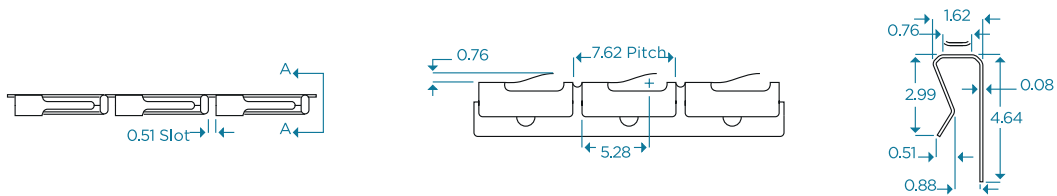
Part No. i.e. = 1100-637-YY (plated finish)

Above parts are available in Extra Soft form, add ES to prefix i.e. 1100ES-637

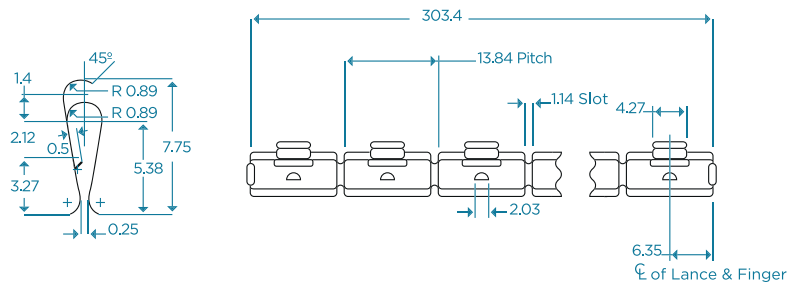
Clip On Perpendicular Edge Grounding

Designed to be used on the top edge of enclosure walls and from PC cards to back planes.

Part No. 1100-654



Part No. 1100-654



Ordering Information

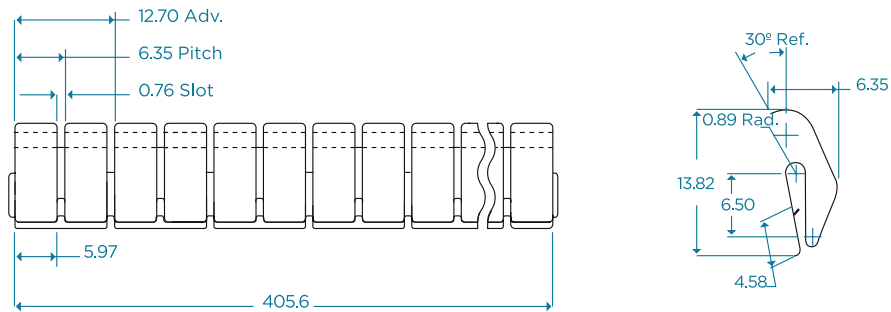
Part No. i.e. = 1100-654-YY (plated finish)

Above parts are available in Extra Soft form, add ES to prefix i.e. 1100ES-654

Clip On Perpendicular Gaskets

Designed to be used on the top edge of enclosure walls giving good shielding between wall and mating surface.

Profile



Ordering Information

Part No. i.e. = 1100-656-YY (plated finish)

Above parts are available in Extra Soft form, add ES to prefix i.e. 1100ES-656

Longitudinal Grounding Strips

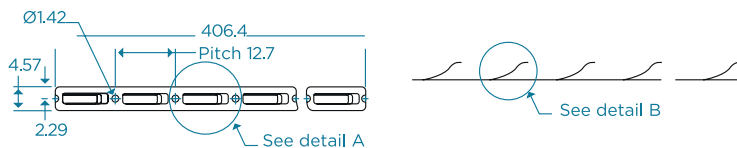
Designed for grounding where a sliding action is required such as rack mounting, drawer assemblies' etc.

Part No. 1100-976

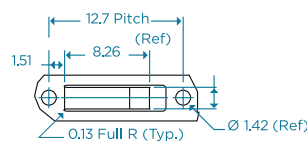


Longitudinal Grounding Strip

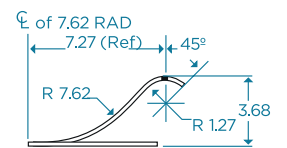
Part No. 1100-974



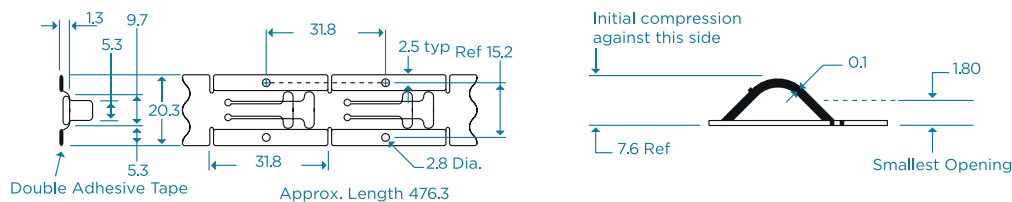
Detail A



Detail A



Part No. 1100-975



Ordering Information

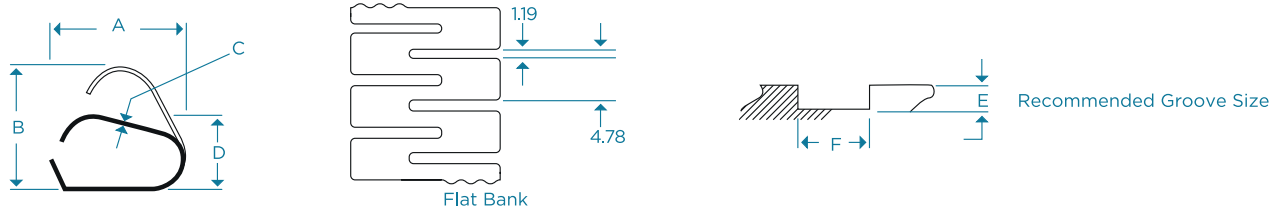
Part No. i.e. = 1100-973-YY (plated finish)

Above parts are available in Extra Soft form, add ES to prefix i.e. 1100ES-973

Flexible Contact Strips

Designed for applications where a continuous irregular path must be followed, able to conform to tight radius corners. Can be clipped into a groove or surface mounted by soldering or conductive adhesive.

Profile



A (mm)	B (mm)	C (mm)	D (mm)	E (mm)	F (mm)	Length (mm)	Part No.
6.6	5.8	0.08	3.6	3.05	6.35	610	1100-921-YY
5.1	4.3	0.08	2.8	2.29	4.8	610	1100-941-YY

Ordering Information

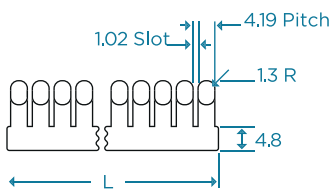
Part No. i.e. = 1100-921-YY (plated finish)

Above parts are available in Extra Soft form, add ES to prefix i.e. 1100ES-921

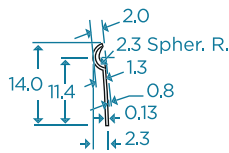
Contact Strips

A large range of standard contact strips, which can be used for grounding or shielding. Strips can also be formed into rings.

Part No. 1100-300

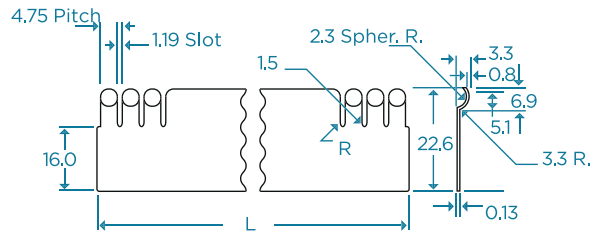


Profile



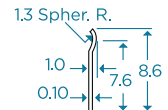
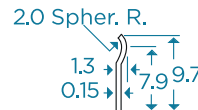
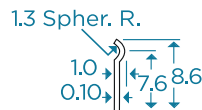
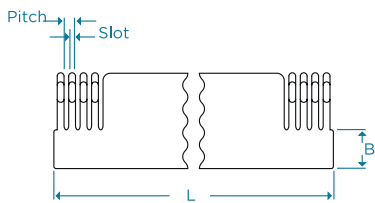
Part No. 1100-223

Part No. 1100-117



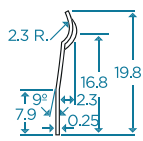
Part No. 1100-136

Part No. 1100-134

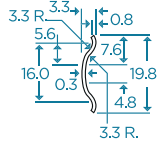


BERYLLIUM COPPER FINGER STOCK

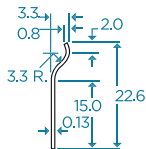
Part No. 1100-137



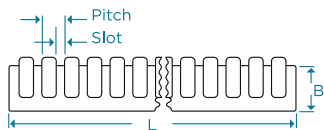
Side View



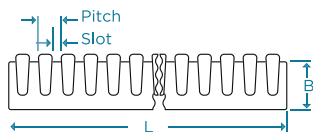
Part No. 1100-112



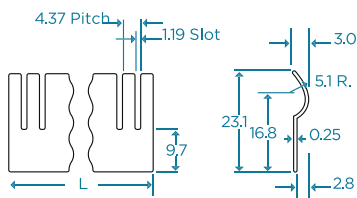
Profile



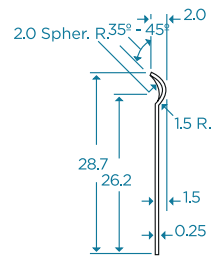
Profile



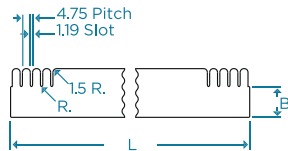
Part No. 1100-320



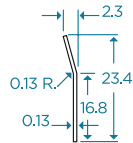
Part No. 1100-290



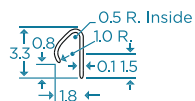
Profile



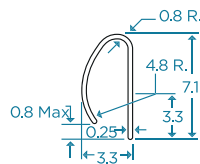
Part No. 1100-113



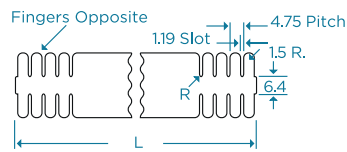
Part No. 1100-221



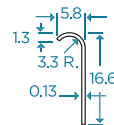
Part No. 1100-135



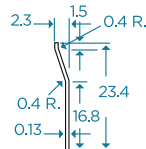
Part No. 1100-105



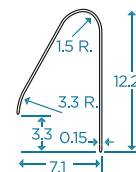
Part No. 1100-110



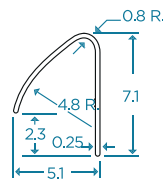
Part No. 1100-114



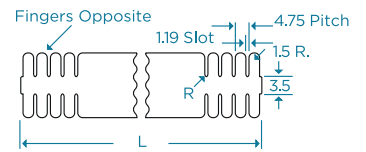
Part No. 1100-310



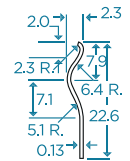
Part No. 1100-390



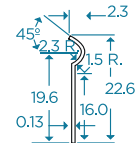
Part No. 1100-115



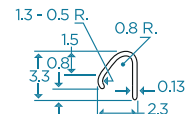
Part No. 1100-111



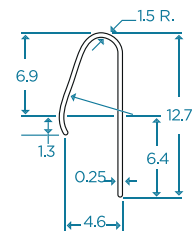
Part No. 1100-116



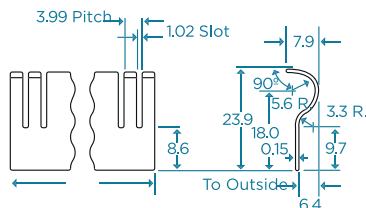
Part No. 1100-251



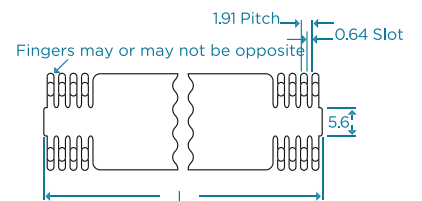
Part No. 1100-340



Part No. 1100-410

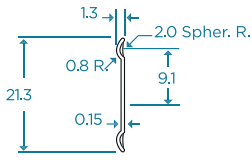


Profile

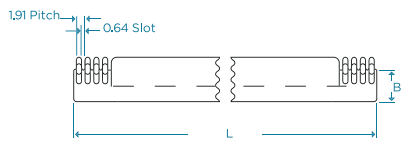


BERYLLIUM COPPER FINGER STOCK

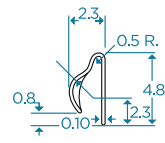
Part No. 1100-330



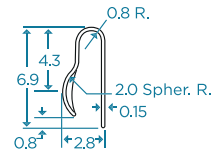
Profile



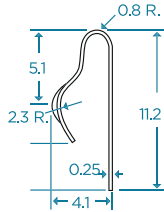
Part No. 1100-380



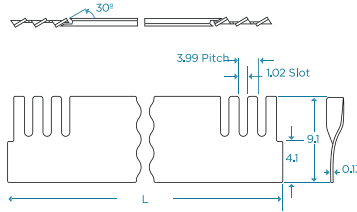
Part No. 1100-360



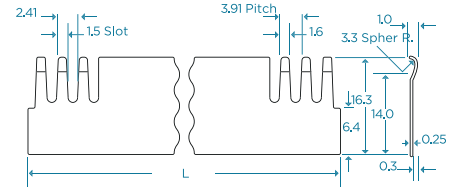
Part No. 1100-139



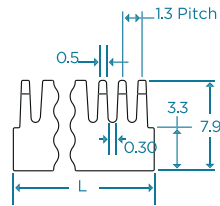
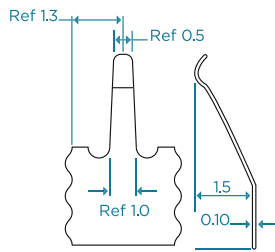
Part No. 1100-370



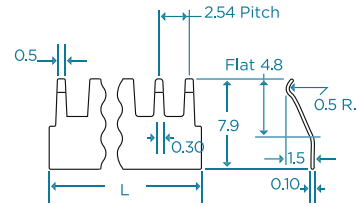
Part No. 1100-430



Part No. 1100-210



Part No. 1100-211



BERYLLIUM COPPER FINGER STOCK

Pitch (mm)	Slot (mm)	B (mm)	Length (mm)	Fingers (mm)	Part No.
4.75	1.19	-	406	86	1100-105-YY
4.75	1.19	15.0	406	86	1100-110-YY
4.75	1.19	16.0	406	86	1100-111-YY
4.75	1.19	14.5	406	86	1100-112-YY
4.75	1.19	16.0	406	86	1100-113-YY
4.75	1.19	16.5	406	86	1100-114-YY
4.75	1.19	-	406	86	1100-115-YY
4.75	1.19	16.0	406	86	1100-116-YY
4.75	1.19	16.0	406	86	1100-117-YY
3.43	1.02	5.8	406	119	1100-135-YY
1.52	0.51	2.3	406	200	1100-221-YY
3.23	1.27	2.3	406	95	1100-251-YY
4.14	1.02	4.8	406	97	1100-300-YY
4.75	1.75	9.6	406	86	1100-310-YY
4.14	0.51	6.4	406	98	1100-340-YY
3.40	1.02	5.8	406	119	1100-390-YY
1.91	0.64	5.5	406	213	1100-134-YY
1.91	0.64	1.5	406	213	1100-136-YY
2.39	0.79	7.9	406	170	1100-137-YY
2.39	0.79	7.9	406	170	1100-139-YY
1.27	0.30	3.0	406	240	1100-210-YY
2.54	1.57	3.0	406	120	1100-211-YY
1.52	0.51	3.3	406	267	1100-223-YY
1.91	0.64	17.5	406	213	1100-290-YY
4.37	1.19	9.6	406	93	1100-320-YY
1.91	0.64	-	406	213	1100-330-YY
1.91	0.64	5.6	406	213	1100-360-YY
2.41	0.76	-	406	168	1100-370-YY
1.52	0.51	3.3	406	267	1100-380-YY
3.99	1.02	8.6	406	102	1100-411-YY
3.91	1.50	6.4	406	104	1100-430-YY

* CONTACT STRIPS CAN ALSO BE SUPPLIED AS RINGS, CONTACT THE SALES OFFICE FOR FURTHER INFORMATION

Ordering Information

Part No. i.e. = 1100-010-XX (number of fingers)-YY(plated finish)

Most parts can be supplied in continuous coils or 406mm lengths.

Parts can be supplied in Extra Soft form, add ES to prefix i.e. 1100ES-010 etc.

Connect With Us

We make it easy to connect with our experts and are ready to provide all the support you need.

Visit te.com/support to chat with a Product Information Specialist.

te.com

TE Connectivity, TE Connectivity (logo) and Kemtron Proven EMC Shielding Solutions (logo) are trademarks owned or licensed by the TE Connectivity Ltd. family of companies. All other logos, products and/or company names referred to herein might be trademarks of their respective owners.

The information given herein, including drawings, illustrations and schematics which are intended for illustration purposes only, is believed to be reliable. However, TE Connectivity makes no warranties as to its accuracy or completeness and disclaims any liability in connection with its use. TE Connectivity's obligations shall only be as set forth in TE Connectivity's Standard Terms and Conditions of Sale for this product and in no case will TE Connectivity be liable for any incidental, indirect or consequential damages arising out of the sale, resale, use or misuse of the product. Users of TE Connectivity products should make their own evaluation to determine the suitability of each such product for the specific application.

©2023 TE Connectivity. All Rights Reserved.

04/23 Original