
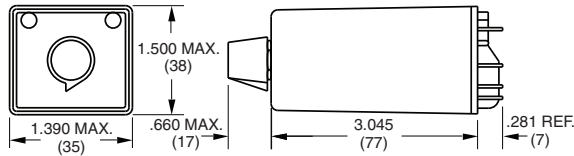


STA Series, Specification Grade Discrete Plug-in, Time Delay Relay With QC Terminals

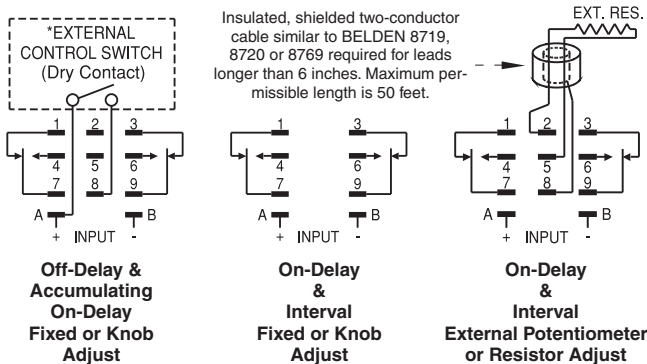


Product Facts

- On-Delay, Off-Delay, Interval and Accumulating On-Delay timing modes
- 13 timing ranges from 0.1 sec. to 48 hr.
- 10A DPDT output contacts
- Knob, fixed or external timing adjustment
- QC plug-in terminals save space, two LEDs show status
- File 3520, File E60363, File LR51332



Outline Dimensions



Wiring Diagrams (Bottom Views)

Timing Specifications

Timing Modes — On-Delay, Off-Delay, Interval and Accumulating On-Delay.

Timing Ranges — 6 to 180 cycles; 0.1 to 3 / 0.5 to 15 / 1 to 30 / 2 to 60 / 4 to 120 / 6 to 180 / 10 to 300 sec.; 0.33 to 10 / 0.5 to 15 / 1 to 30 min.; 1 to 6 / 2 to 48 hr. (All are +5%, -0% of maximum values).

Timing Adjustment — Knob or fixed time (internal fixed resistor) — all models; customer supplied external potentiometer or resistor — On-Delay and Interval models only.

Accuracy — Repeat Accuracy — $\pm 5\% \pm 0.004$ sec. Overall Accuracy — $\pm 2\%$ throughout operating temperature and voltage ranges.

Reset Time — 30 ms. min. (between deenergization and reenergization without affecting accuracy.)

Relay Operate Time — Off-Delay mode: 35 ms.; Interval mode — 20 ms.

Relay Release Time — On-Delay and Accumulating On-Delay modes — 20 ms

Users should thoroughly review the technical data before selecting a product part number. It is recommended that user also seek out the pertinent approvals files of the agencies/laboratories and review them to ensure the product meets the requirements for a given application.

Contact Data @ 25°C

Arrangements — 2 Form C (DPDT).

Rating — 10A @ 28VDC or 120VAC, resistive; 1/3 HP @ 120/240VAC; 345VA. Same polarity.

Expected Mechanical Life — 10 million operations

Expected Electrical Life — 500,000 operations, min., at rated resistive load.

Initial Dielectric Strength — 1,000VAC plus twice the nominal voltage for one minute.

Input Data @ 25°C

Voltage — See Ordering Information section for details.

Power Requirement — 3W max.

Transient Protection — Non-repetitive transients of the following magnitudes will not cause spurious operation of affect function and accuracy.

Operating Voltage	<0.1 ms	<1 ms
All except 12 & 24	3,000V	2,500
12 & 24	Consult Factory	

Environmental Data

Temperature Range — Storage — -40°C to $+85^{\circ}\text{C}$
Operating — -30°C to $+65^{\circ}\text{C}$

Mechanical Data

Mounting/Termination — Quick connect terminals fit either 27E121 or 27E893 (snap-on) socket (order separately).

Status Indication — Power On LED and Output Contacts LED (optional).

Weight — 4.2 oz. (119g) approximately.

Ordering Information (All "X"s must be included to complete part number)

STA	RX	01	2X	S	A	A	XA
Series STA Discrete Industrial Timer With Tab-type Terms.	Mounting Series RX = 11-pin tab-type header (order socket separately)	Operating Mode 01 = On-Delay 02 = Off-Delay 03 = Interval 09 = Accumulating On-Delay	Output 2X = DPDT Relay	Status Indication S = LEDs X = No LEDs	Timing Range A = 0.1 to 3 sec. B = 0.5 to 15 sec. C = 1 to 30 sec. D = 2 to 60 sec. E = 4 to 120 sec. F = 6 to 180 sec. G = 10 to 300 sec. I = 2 to 60 min. J = 1 to 6 hr. K = 3 to 180 cycles L = 0.33 to 10 min. M = 0.5 to 15 min. N = 1 to 30 min. R = 2 to 48 hr.		
				Operating Voltage (+10%, -15%) A = 120VAC, 50/60 Hz. / 120VDC E = 24VAC, 50/60 Hz. / 24VDC F = 48VAC, 50/60 Hz. / 48VDC Q = 12VDC	Timing Adjustment XA = Knob Adjust XB = External Potentiometer or resistor (Operating modes 1 and 3 only). XF = Fixed Times - Specify time delay in seconds per the following examples: XF9.000 = 9 sec. XF99.00 = 99 sec. XF999.0 = 999 sec. XF1000 = 1000 sec.		

Authorized distributors are likely to stock the following:

None at present.

BELDEN is a trademark of Belden Technologies, Inc.