

HEAVY DUTY CONNECTORS

Contents

General guide

Product overview

| | |
|----------------------------|---------|
| HA Series..... | 25-50 |
| HD, HDD Series | 51-112 |
| HE, HEE, HEEE Series | 113-168 |
| HSB Series | 169-180 |
| HQ Series..... | 181-196 |
| HEAV Contact Series | 197-200 |
| HMN Modular Series..... | 201-234 |
| HK, HWK Series | 235-276 |

Hoods and Housings

| | |
|--------------------------------------|---------|
| HA/HB series shells(IP65,IP68) | 277-300 |
|--------------------------------------|---------|

Inserts mounting elements

| | |
|--|---------|
| Tools and inserts and rail mounting elements | 301-310 |
|--|---------|

Accessories

| | |
|------------------------------------|---------|
| Cable glands and accessories | 311-330 |
|------------------------------------|---------|



Rolling Stock

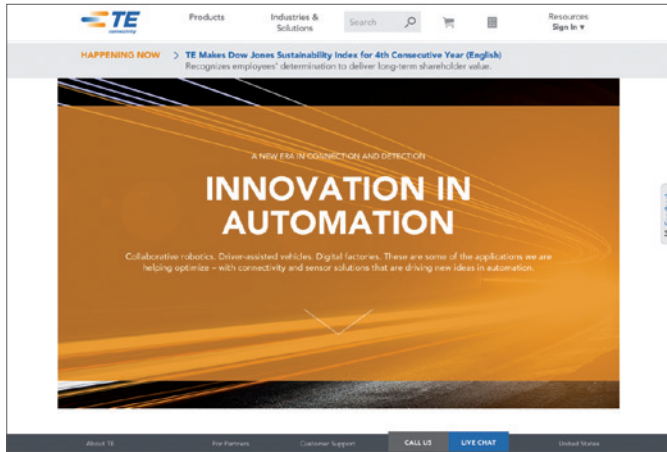


Machinery



Factory Automation

The broad range of Heavy Duty Connectors (HDC) are designed for reliably performing under the most demanding operating and harsh environmental conditions. With a tested salt spray and corrosion resistance of over 1000 hours and an IP 69 K rating, these connectors are suited for various applications in industrial environments. Thanks to their modular system, TE's Heavy Duty Connectors offer power, signal and data transmission in one connector.



TE Connectivity Online

The TE Connectivity website is an innovative and interactive source for application information, product updates and technical solutions. Our step-by-step software makes our website intuitive and user-friendly to better serve you! Please contact us at: te.com

Product Information Centers

You've got questions? TE's Product Information Centers (PIC) will help you get answers. Contact a technical product information specialist.

- Email us
- Call us
- Chat with us

Please go to te.com/help for more information.

Internet

te.com

Restriction on the Use of Hazardous Substances (RoHS)

At TE Connectivity (TE), we are ready to support your RoHS requirements. We have assessed more than 1.5 million end items/components for RoHS compliance, and issued new part numbers where any change was required to eliminate the restricted materials. Part numbers in this catalog are identified as:

ROHS COMPLIANT

Part numbers in this catalog are RoHS Compliant, unless marked otherwise.

These products comply with European Union Directive 2002/95/EC as amended 1 January 2006 that restricts the use of lead, mercury, cadmium, hexavalent chromium, PBB, and PBDE in certain electric/electronic products sold into the EU as of 1 July 2006.

Note: For purposes of this Catalog, included within the definition of RoHS Compliant are products that are clearly “Out of Scope” of the RoHS Directive such as hand tools and other non-electrical accessories.

NON-ROHS COMPLIANT

These part numbers are identified with a “◆” symbol. These products do not comply with the material restrictions of the European Union Directive 2002/95/EC.

5 OF 6 COMPLIANT

A “●” symbol identifies these part numbers. These products do not fully comply with the European Union Directive 2002/95/EC because they contain lead in solderable interfaces (they do not contain any of the other five restricted substances above allowable limits). However, these products may be suitable for use in RoHS applications where there is an application-based exception for lead in solders, such as the server, storage, or networking infrastructure exemption.

Note: Information regarding RoHS compliance is provided based on reasonable inquiry of our suppliers and represents our current actual knowledge based on the information provided by our suppliers. This information is subject to change. For latest compliance status, refer to our website referenced below.

GETTING THE INFORMATION YOU NEED





Our comprehensive on-line RoHS Customer Support Center provides a forum to answer your questions and support your RoHS needs. A RoHS FAQ (Frequently Asked Questions) is available with links to more detailed information. You can also submit RoHS questions and receive a response within 24 hours during a normal work week. The Support Center also provides:

- Cross-Reference from Non-compliant to Compliant Products
- Ability to browse RoHS Compliant Products in our on-line catalog:
te.com/customersupport/productcompliance
- More detailed information regarding the definitions used above

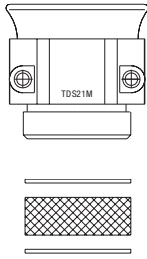
So whatever your questions when it comes to RoHS, we've got the answers at www.te.com/leadfree

RoHS
Customer
Support
Center 

General overview of heavy duty connectors

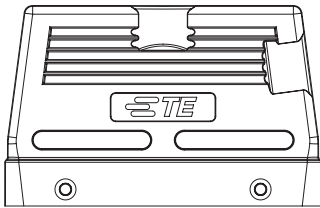
| | |
|---|---|
| <p>General features</p> | <p>TE's HDC product series is designed for data, signal and power connections in harsh environments. The modular connector design provides a high degree of flexibility so solutions can be customized for different applications such as machinery, robotics, railway, wind energy and conventional energy generation and distribution.</p> |
| <p>Inserts</p> | <p>HDC products consist of three key elements: inserts, contacts and hoods and housings. The inserts and contacts are modular and assembled together to provide electrical performance offering crimp-, screw- and spring-clamp termination technology.</p> |
| <p>Enclosures</p> | <p>The hoods and housings are made of powder coated die cast aluminum alloy or of thermoplastic and are protecting the connector inserts against the ingress of dust or water according to the degree of protection IP 65, IP 68 and IP 69 K. Cable glands in different versions or DIN-rail mounts are completing the connector-solutions as accessories.</p> |
| <p>Customized design</p> | <p>For customer's special requirement, we can provide customized design. Please contact us.</p> |
| <p>Specifications, Standards and Approvals</p> | <p>1. Specifications DIN VDE 0110 Concerning clearance and creepage distances DIN VDE 0627 Connectors and plug devices</p> <p>2. Standards DIN EN 175 301-801 DIN EN 60664-1 DIN EN 61 984 IEC 60 529</p> <p>3. Approvals</p> <p>     </p> |

Connector components



CABLE FITTING

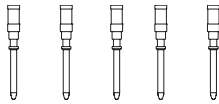
Special cable fittings for protection up to IP69K and for electro-magnetic compatibility available



HOOD


Standard and corrosion-resistant connector hoods:

- low and high construction
- 4 different locking systems
- different cable entries and directions:
 - M Thread
 - PG Thread



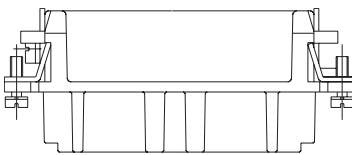
CONTACTS

Silver or gold plated
Solid machined contacts with screw, spring or crimp termination
Stamped and formed contacts



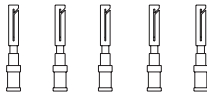
MALE INSERT

Screw, Spring clamp or crimp terminal



FEMALE INSERT

Screw, Spring clamp or crimp terminal



HOOD AND HOUSING

Standard and corrosion-resistant bottom-entry, surface-mounted and cable-to-cable hoods:

- low and high construction (bottom-entry and cable-to-cable hood) with/without cover
- 4 different locking systems



Terminal types

Screw dimensions and tightening torque for screw terminals

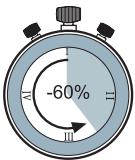
| | | | | | | |
|-------------------------------------|-----|-----|------|-----|-----|-----|
| Wire gauge (mm ²) | 1.5 | 2.5 | 4.0 | 6.0 | 10 | 16 |
| Screw thread | M3 | M3 | M3.5 | M4 | M4 | M6 |
| Test moment of torque (Nm) | 0.5 | 0.5 | 0.8 | 1.2 | 1.2 | 1.2 |
| Min. pull-out for stranded wire (N) | 40 | 50 | 60 | 80 | 90 | 100 |

Spring terminal

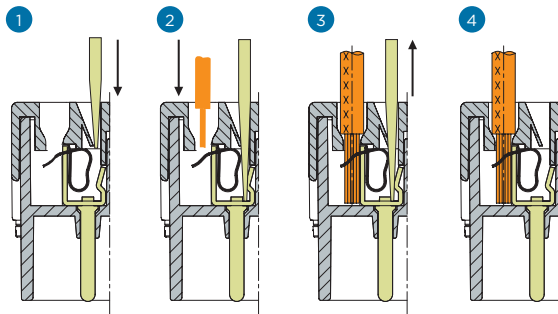
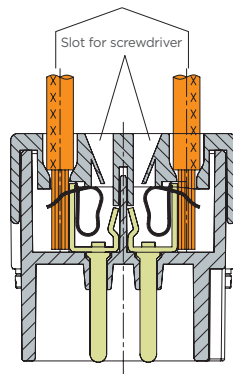
No special tools



60% faster



One conductor per termination



3.5x0.5mm

Screwdriver width: 3.5x0.5mm

SCREW TERMINAL

The screw terminal is the most common type of connection. Ratings are based on VDE 0609/EN 60 999. Please refer to the table at the left for the tightening torque.

The series HE, HSB, HAVE are equipped with a wire protection, thus the use of ferrules is not necessary. The series HA is not equipped with wire protection and ferrules must be used.

SPRING TERMINAL

The spring terminal offers a vibration proof termination for solid and stranded wires with cross sections ranging from 0.14 mm² to 2.5 mm² (AWG 26-14).

Easy operation of the spring terminal with a screw driver, which is inserted in the same direction of the cable opening.

Internationally approved by UL, CSA, VDE.

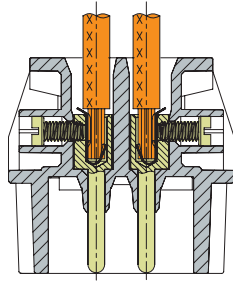
CRIMP TERMINATION

A proper crimp connection is gastight, therefore corrosion free and represents a cold weld of the parts being connected. Wires to be connected must be matched with the correct size of crimp contacts. The crimp termination represents a highly reliable vibration proof connection with low contact resistance and highest contact density which can be applied with manual and automatic crimping tools.

Terminal types

SCREW TERMINAL

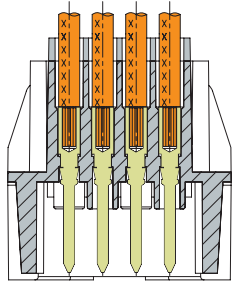
HA series
HE, HVE series
HSB series
HK series
HWK series
HEAV series



| Inserts | Max. wire gauge | | Stripping length L (mm) |
|----------------|-----------------|-----|----------------------------|
| | mm ² | AWG | |
| HA-003, HA-004 | 2.5 | 14 | 4.5 |
| HA, HEAV | 2.5 | 14 | 7.5 |
| HE, HVE | 2.5 | 14 | 7.5 |
| HSB | 6.0 | 10 | 7.5 |
| HK, HWK | 35.0 | 2.0 | 10.5 |

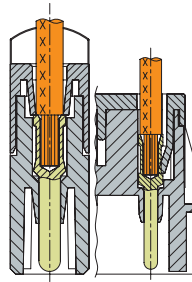
CRIMP TERMINAL

HD series
HDD series



| Inserts | Max. wire gauge | | Stripping length L (mm) |
|---|-----------------|-----|----------------------------|
| | mm ² | AWG | |
| HD HDD HMN(10A) HQ(10A) HK(10A) | 0.5 | 20 | 8.0 |
| | 0.75 | 18 | 8.0 |
| | 1.0 | 18 | 8.0 |
| | 1.5 | 16 | 8.0 |
| | 2.5 | 14 | 6.2 |

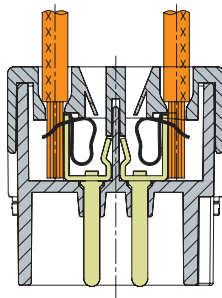
HAC, HEC series
HEEE, HEE series
HMN(16A/40A) series
HQ(16A/40A) series
HK(16A/40A) series



| Inserts | Max. wire gauge | | Stripping length L (mm) | |
|--|-----------------|-----|-------------------------|-----|
| | mm ² | AWG | 16A | 40A |
| HAC HEC HEE/HEEE HMN(16A/40A) HQ(16A/40A) HK(16A/40A) | 0.5 | 20 | 7.5 | - |
| | 0.75 | 18 | 7.5 | - |
| | 1.0 | 18 | 7.5 | 9.2 |
| | 1.5 | 16 | 7.5 | 9.2 |
| | 2.5 | 14 | 7.5 | 9.2 |
| | 4.0 | 12 | 7.5 | 9.2 |
| | 6.0 | 10 | - | 9.2 |

SPRING TERMINAL

HAS series
HES series
HESAV series



| Inserts | Max. wire gauge | | Stripping length L (mm) |
|--------------------|-----------------|-----|----------------------------|
| | mm ² | AWG | |
| HAS, HES, HESAV | 2.5 | 14 | 9-11 |

RECOMMENDED TIGHTENING TORQUE AND SIZE OF SCREW DRIVER

| Size of screw | Connector type | Tightening torque [Nm] | Tightening torque [lbf·ft] | Recommended size of screwdriver |
|---------------|--|------------------------|----------------------------|---------------------------------|
| M3 | Screw terminal HA-003/HA-004/HQ-005 | 0.25 | 0.20 | 0.4x2.5 |
| M3 | Screw terminal HA-010, HA-016 | 0.50 | 0.40 | 0.5x3.5 or ±size 1 |
| M3 | HE, HVAE Screw terminal HE, HVAE fixing screws of all kinds, guiding pins and bushes | 0.50 | 0.40 | 0.5x3.5 |
| M4 | Ground terminal HA, HE, HD, HDD | 1.20 | 0.90 | 0.5x3.5 or ±size 1+2 |
| M4 | Terminal blocks HSB | 1.20 | 0.90 | 0.8x4.5 |
| M5 | Ground terminal HSB | 2.00 | 1.40 | 0.8x4.5/1.2x8.0 |

Notes

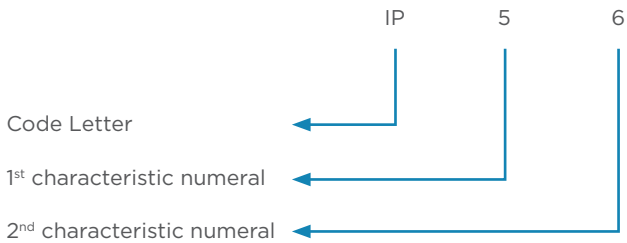


Degree of protection provided by enclosures

For safety reasons, electrical equipment needs to be protected against outside influences. The basis for the determination is the standard IEC 529 titled 'Degree of protection provided by enclosures (IP-Code)'.

Using a standardized test procedure the extent of the protection class is verified. To classify different housings according to their protection class, a designation system is used which consists of the code - letters 'IP' and two code numbers.

ARRANGEMENT OF THE IP-CODE (INTERNATIONAL/INGRESS PROTECTION)



MEANING OF THE 1ST CHARACTERISTIC NUMERAL

The first numeral describes the protection of the housing against intrusion of foreign bodies as well as the protection of people against dangerous parts or influences. Because of this, there are two descriptions and definitions for each of the first code letter.

| 1 st numeral | Protection against solid objects and against access to hazardous parts | |
|-------------------------|--|---|
| | short description | definition |
| 0 | No protection | |
| 1 | <ul style="list-style-type: none"> protection against solid foreign bodies of Ø 50mm protection against access to hazardous parts with the back of a hand | A sphere of Ø 50mm, must not intrude |
| 2 | <ul style="list-style-type: none"> protection against solid foreign bodies of Ø 12mm protection against access to hazardous parts with the finger | A sphere of Ø 12mm diameter, must not intrude |
| 3 | <ul style="list-style-type: none"> protection against solid foreign bodies of 2.5mm diameter and bigger protection against access to hazardous parts with a tool | A sphere of Ø 2.5mm diameter, must not intrude |
| 4 | <ul style="list-style-type: none"> protection against solid foreign bodies of 1.0mm diameter and bigger protection against access to hazardous parts with a wire | The probe, sphere of Ø 1.0mm, must not intrude |
| 5 | Protected against dust | The infiltration of dust is not completely prevented, but it does not infiltrate to such an extent that the operation or the safety of the device is affected |
| 6 | Dust proof | No infiltration of dust |

MEANING OF THE 2ND CHARACTERISTIC NUMERAL

The second numeral describes the protection of the housing against the intrusion of water with harmful effects.

| 2 nd numeral | Protection degrees against the intrusion of water, designated by the second code digit | |
|-------------------------|--|---|
| | short description | definition |
| 0 | Not protected | - |
| 1 | Protected against dripping water | Vertically falling drops shall have not harmful effects |
| 2 | Protected against dripping water when the housing is at an angle of up to 15° | Vertically falling drops shall have not harmful effects when the enclosure is tilted up to 15° |
| 3 | Protected against water spray | Water sprayed at an angle up to 60°, shall have no harmful effects |
| 4 | Protected against splash water | Water splashed against the enclosure from any direction, shall have no harmful effects |
| 4K | Protected against splash water with increased pressure | Water splashed against the enclosure with increased pressure from any direction, shall have no harmful effects (Applies acc. to DIN 40050-9 only for road vehicles) |
| 5 | Protected against jets of water | Water splashes against the enclosure from any direction as a water jet, shall have no harmful effects |
| 6 | Protected against strong jets of water | Water splashes against the enclosure from any direction as a strong water jet, shall have no harmful effects |
| 6K | Protected against strong jets of water with increased pressure | Water splashes directly against the enclosure from any direction as a strong water jet with increased pressure, shall have no harmful effects (Applies acc. to DIN 40050-9 only for road vehicles) |
| 7 | Protection against the effects of temporary submersion in water | Quantity of water that ingresses an enclosure, when it is temporarily immersed under standardized conditions of pressure and time, shall have no harmful effects |
| 8 | Protection against the effects of continuous submersion in water | Quantity of water that ingresses an enclosure, when it is continuously immersed under conditions of pressure and time, shall have no harmful effects. The conditions must, however be harder than for code digit 7 and agreed between user and producer |
| 9K | Protected against water during high-pressure / jet-stream cleaning | Water that is directed against the housing with greatly increased pressure from any direction must not have any detrimental effect (Applies acc. to DIN 40050-9 only for road vehicles) |

Standards

SPECIFICATIONS

TE connectors are still made on IEC 664/664 A, DIN VDE 0110/01.89 and DIN VDE 0627/06.86 standards. The standards have defined normal rules and requirements which include features construction and requirements.

To determine the minimum clearances and creepage distance, the recent applicable standard is the IEC 60664-1 standard (10.92), a fundamental safety standard to which all product in the committees should refer.

If no notice to products in the catalogue, clearance and creepage distances of all products in the catalogue are based on DIN VDE 0110:1989-01 and degrees pollution 3.

Include some contents:

1. Over-voltage categories (I, II, III, IV)
2. Degrees of pollution
3. Insulating material
4. Determination of clearances

OVER-VOLTAGE CATEGORIES

1. Over-voltage category I

Equipment in over-voltage category I is only intended for use in apparatus or parts of systems in which no over-voltages will occur or are specially protected against over-voltages by means of surge voltages, filters or capacitors.

2. Over-voltage category II

Equipment in over-voltage category II is intended for use in systems or parts there of in which lightning over-voltages do not have to be taken into account.

3. Over-voltage category III

Equipment in over-voltage category III is intended for use in equipment for fixed installation, i.e. protective devices, relays, switches and plug devices.

Insulation Coordination for Electrical Connectors in Low Voltage Plants

Dimensioning of Clearance and Creeping Distances acc. to DIN EN60664-1; following pages show only a part of the standards.

INSULATION COORDINATION

Insulation coordination includes the design of the electrical insulation of a connector depending on its use and environment. This occurs either by design of the clearance distances (basis is the expected power surge) or by design of the creeping distance (basis is the operating voltage as well as the quality of the insulating material). Furthermore, insulation-changing conditions are taken into account (pollution, protective measures against pollution, air pressure, thermal or chemical influences).

Air distances are measured according to the outer or inner power surge expected. The four power surge classes (power surge categories I to IV) take the different use of the connector into account. Depending on the homogeneity of the field between the electrodes (case A – inhomogenous field, case B – homogenous field) the air distances can be determined according to table 2a (minimum air distances); industrial connectors are always determined according to case A.

The influence from pollution when determining the air- and creeping distances is taken into account by using four degrees of severity (pollution degree 1 to 4).

Basis of the creeping distances is the rated voltage which is deduced from the operating voltage. The minimum creeping distances are allocated in table 4 depending on the severity of pollution. If the product descriptions do not contain any additional information the products listed in this catalogue were rated according to norm DIN VDE 0110 for surge category III and severity of pollution 3.

SURGE CATEGORY I TO IV

- Resources of surge category I are goods for the termination of fixed electrical installations of a building. Measures for the limitation of transient surges were taken either in the fixed installation or between the fixed installation and the equipment.
- Resources of surge category II are resources which use power and are fed from a fixed installation. Note: e.g. domestic appliances, portable tools and other appliances as well as similar consumers.
- Resources of surge category III are part of a fixed installation. They are resources from which a high degree of availability is expected. Note: Examples for such appliances are e.g. industrial connectors, distribution panels, power switches, distributors, switches, sockets.
- Devices of surge category IV are for use at the supply terminal of the installation. Note: Examples for such appliances are electricity counters, overload cut-out switches.

POLLUTION DEGREE 1 TO 4

DIN VDE 0110 defines the pollution degrees as follows:

Pollution Degree 1:

There is no or only dry, non-conductive pollution. The pollution is without influence.

Pollution Degree 2:

There is only non-conductive pollution. Occasional momentary conductivity due to condensation.

Pollution Degree 3:

There is conductive pollution or dry non-conductive pollution, which becomes conductive due to condensation.

Pollution Degree 4:

There is a continuous conductivity due to conductive dust, rain or moisture.

Insulation Material

The insulation materials are divided into the following four groups depending on their comparative tracking index (CTI):

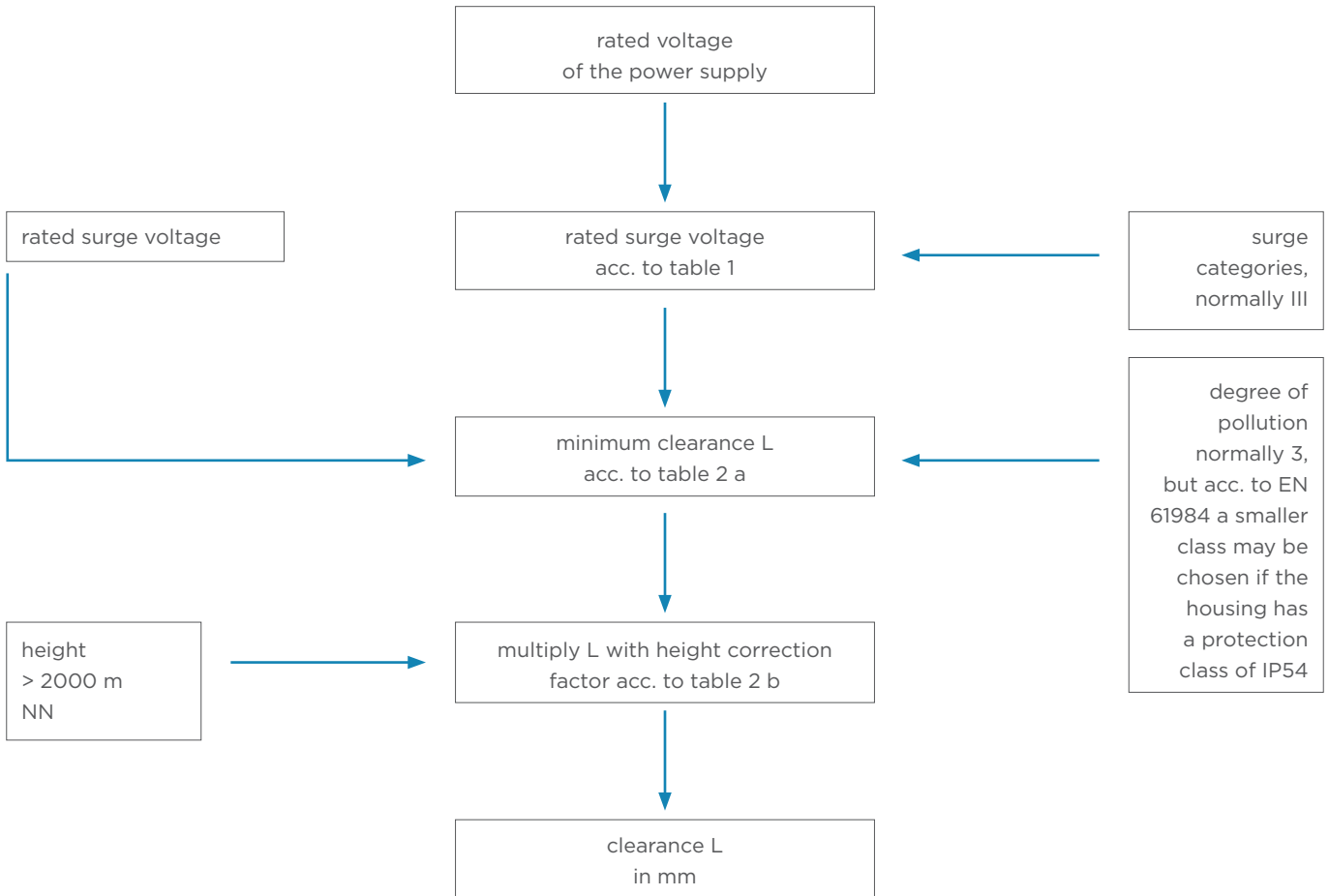
Insulation material I: $600 \leq CTI$

Insulation material II: $400 \leq CTI < 600$

Insulation material III a: $175 \leq CTI < 400$

Measurement of Clearances

DIAGRAM FOR THE DETERMINATION OF CLEARANCES



RATED SURGE VOLTAGE FOR UTILITIES

| Rated voltage of the power supply* in V | | Rated Surge Voltage in kV (1.2/50ms) for | | | |
|---|------------------------------|---|--|---|--|
| 3-phase systems | single systems in the centre | utilities at the feed of the installation (surge category IV) | utilities as part of a fixed installation (surge category III) | utilities for connection to fixed installations (surge category II) | Specially protected utilities (surge category I) |
| | 120 up to 240 | 4 | 2.5 | 1.5 | 0.8 |
| 230/400** 277/480** | | 6 | 4 | 2.5 | 1.5 |
| 400/690** | | 8 | 6 | 4 | 2.5 |
| 1000 | | 12 | 8 | 6 | 4 |

*) chosen voltage values

**) the / dash is for a 3-phase system with 4 lines. The lower value is for phase to neutral, the higher value is for phase to phase

MINIMUM CLEARANCE IN AIR AT INSTALLATION HEIGHTS OF UP TO 2000 M ABOVE SEA LEVEL (NN)

| "rated surge voltage [kV]" | case A, inhomogenous field, degree of pollution | | | | case B, homogenous field, degree of pollution | | | |
|----------------------------|---|--------|--------|--------|---|--------|--------|--------|
| | 1 (mm) | 2 (mm) | 3 (mm) | 4 (mm) | 1 (mm) | 2 (mm) | 3 (mm) | 4 (mm) |
| 0.33 _) | 0.01 | _) | 0.80 | 1.6 | 0.01 | _) | 0.8 | 1.6 |
| 0.40 | 0.02 | | | | 0.02 | | | |
| 0.5 _) | 0.04 | | | | 0.04 | | | |
| 0.60 | 0.06 | | | | 0.06 | | | |
| 0.80 _) | 0.10 | | | | 0.10 | | | |
| 1.0 | 0.15 | 0.25 | 0.2 | 0.15 | 0.3 | 0.3 | 0.3 | |
| 1.2 | 0.25 | | | 0.2 | | | | |
| 1.5 _) | 0.5 | 0.5 | 1.0 | 2 | 0.45 | 0.5 | 1.2 | |
| 2.0 | 1.0 | 1.0 | | | 0.6 | 0.6 | | |
| 2.5 _) | 1.5 | 1.5 | | | 0.8 | 0.8 | | |
| 3.0 | 2 | 2 | 2 | 2 | 2 | 2 | 2 | |
| 4.0 _) | 3 | 3 | 3 | 3 | 3 | 3 | 3 | |
| 5.0 | 4 | 4 | 4 | 4 | 4 | 4 | 4 | |
| 6.0 _) | 5.5 | 5.5 | 5.5 | 5.5 | 5.5 | 5.5 | 5.5 | |
| 8.0 _) | 8 | 8 | 8 | 8 | 8 | 8 | 8 | |
| 10 | 11 | 11 | 11 | 11 | 11 | 11 | 11 | |
| 12 _) | 14 | 14 | 14 | 14 | 14 | 14 | 14 | |
| 15 | 18 | 18 | 18 | 18 | 18 | 18 | 18 | |
| 20 | 25 | 25 | 25 | 25 | 25 | 25 | 25 | |
| 25 | 33 | 33 | 33 | 33 | 33 | 33 | 33 | |
| 30 | 40 | 40 | 40 | 40 | 40 | 40 | 40 | |
| 40 | 60 | 60 | 60 | 60 | 60 | 60 | 60 | |
| 50 | 75 | 75 | 75 | 75 | 75 | 75 | 75 | |
| 60 | 90 | 90 | 90 | 90 | 90 | 90 | 90 | |
| 80 | 130 | 130 | 130 | 130 | 130 | 130 | 130 | |
| 100 | 170 | 170 | 170 | 170 | 170 | 170 | 170 | |

1) This voltage is

- for functional insulation: the maximum impulse voltage expected to occur across the clearance
- for basic insulation directly exposed by transient overvoltages
- for other basic insulation

_) Preferred values

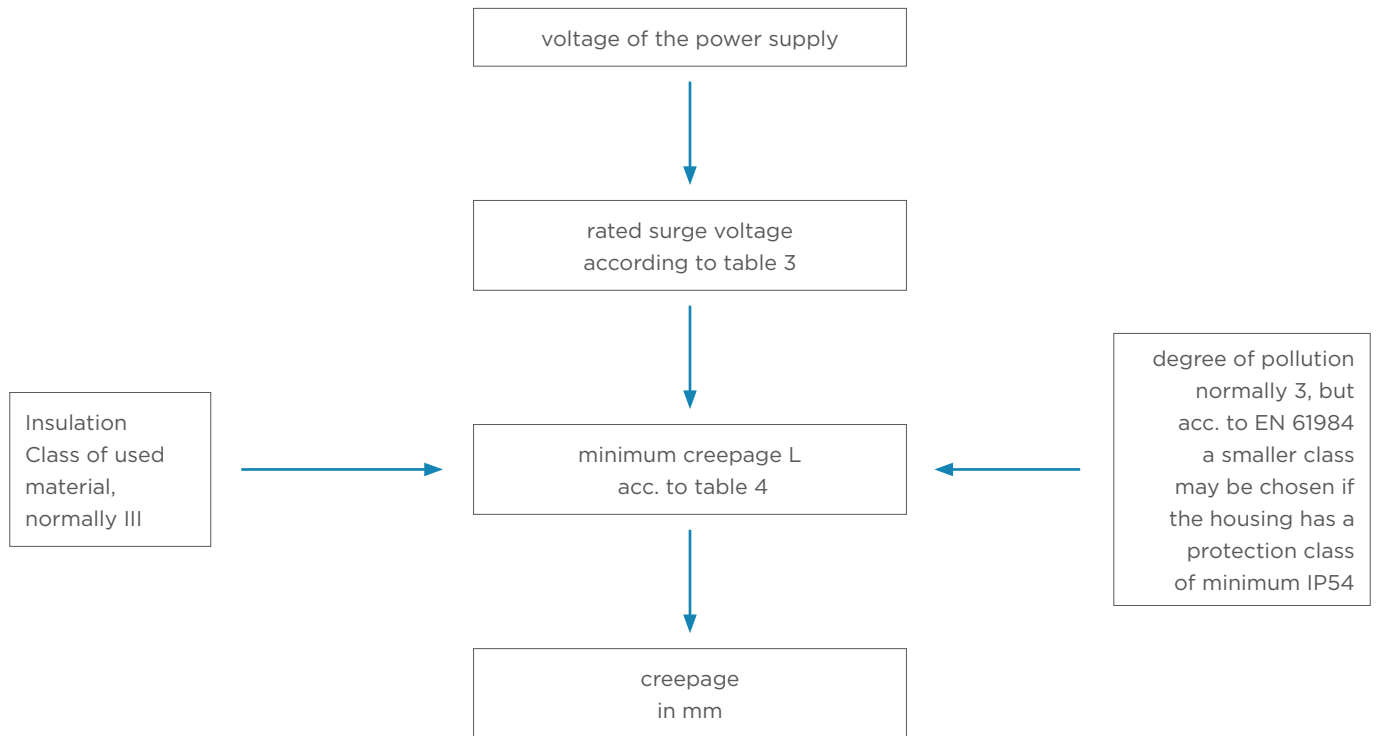
FACTORS FOR HEIGHT CORRECTION

| height in m | normal air pressure in kPa | multiplication factor for distances |
|-------------|----------------------------|-------------------------------------|
| 2000 | 80.0 | 1.00 |
| 3000 | 70.0 | 1.14 |
| 4000 | 62.0 | 1.29 |
| 5000 | 54.0 | 1.48 |
| 6000 | 47.0 | 1.70 |
| 7000 | 41.0 | 1.95 |
| 8000 | 35.5 | 2.25 |
| 9000 | 30.5 | 2.62 |
| 10000 | 26.5 | 3.02 |
| 15000 | 12.0 | 6.67 |
| 20000 | 5.5 | 14.50 |



Measurement of creepage

DIAGRAM FOR THE DETERMINATION OF CREEPAGE



| voltage of the power supply [V] | rated voltage [V] |
|---------------------------------|-------------------|
| 60 | 63 |
| 110/120/127 | 125 |
| 150 | 160 |
| 208 | 200 |
| 220/230/240 | 250 |
| 300 | 320 |
| 380/400/415 | 400 |
| 440 | 500 |
| 480/500 | 500 |
| 575 | 630 |
| 600 | 630 |
| 660/690 | 630 |
| 720/830 | 800 |
| 960 | 1000 |
| 1000 | 1000 |

Table 3

*the above shown table does not give the entire correlation of world-wide used networks and rated voltages; it is reduced to the most common ones; further details, see DIN EN60664-1

CREEPAGES IN [MM] FOR ELECTRICAL EQUIPMENTS

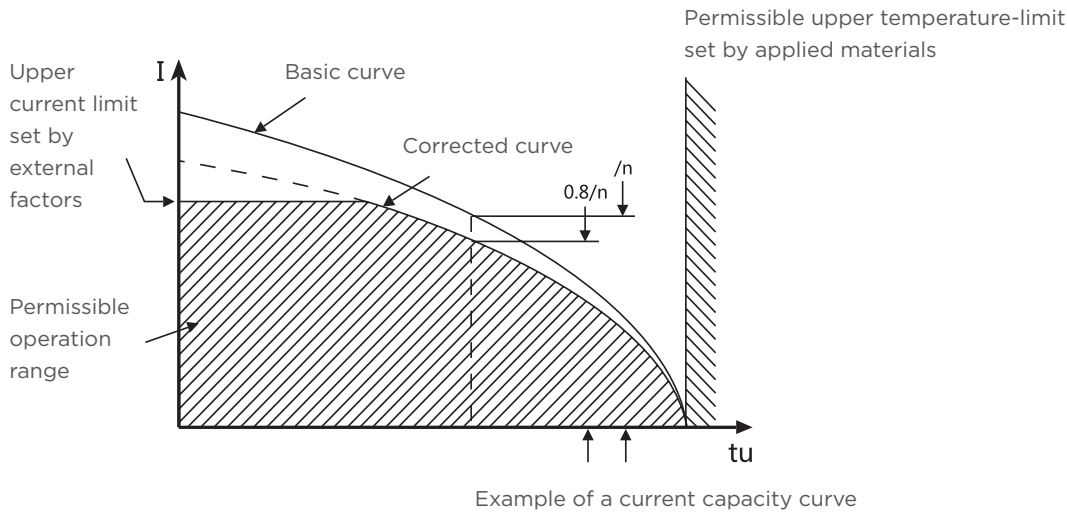
| rated voltage [V] | degree of pollution | | | | | | | | | |
|-------------------|-------------------------|--------------------|------|------|--------------------|------|------|--------------------|------|------|
| | 1 All Insulator Classes | 2 Insulation Class | | | 3 Insulation Class | | | 4 Insulation Class | | |
| | | I | II | III | I | II | III | I | II | III |
| 10 | 0.08 | 0.40 | 0.40 | 0.40 | 1.00 | 1.00 | 1.00 | 1.6 | 1.6 | 1.6 |
| 12.5 | 0.09 | 0.42 | 0.42 | 0.42 | 1.05 | 1.05 | 1.05 | 1.6 | 1.6 | 1.6 |
| 16 | 0.10 | 0.45 | 0.45 | 0.45 | 1.10 | 1.10 | 1.10 | 1.6 | 1.6 | 1.6 |
| 20 | 0.110 | 0.48 | 0.48 | 0.48 | 1.20 | 1.20 | 1.20 | 1.6 | 1.6 | 1.6 |
| 25 | 0.125 | 0.50 | 0.50 | 0.50 | 1.25 | 1.25 | 1.25 | 1.7 | 1.7 | 1.7 |
| 32 | 0.140 | 0.53 | 0.53 | 0.53 | 1.30 | 1.30 | 1.30 | 1.8 | 1.8 | 1.8 |
| 40 | 0.16 | 0.56 | 0.80 | 1.10 | 1.4 | 1.6 | 1.8 | 1.9 | 2.4 | 3.0 |
| 50 | 0.18 | 0.60 | 0.85 | 1.20 | 1.5 | 1.7 | 1.9 | 2.0 | 2.5 | 3.2 |
| 63 | 0.20 | 0.63 | 0.90 | 1.25 | 1.6 | 1.8 | 2.0 | 2.1 | 2.6 | 3.4 |
| 80 | 0.22 | 0.67 | 0.95 | 1.3 | 1.7 | 1.9 | 2.1 | 2.2 | 2.8 | 3.6 |
| 100 | 0.25 | 0.71 | 1.00 | 1.4 | 1.8 | 2.0 | 2.2 | 2.4 | 3.0 | 3.8 |
| 125 | 0.28 | 0.75 | 1.05 | 1.5 | 1.9 | 2.1 | 2.4 | 2.5 | 3.2 | 4.0 |
| 160 | 0.32 | 0.80 | 1.1 | 1.6 | 2.0 | 2.2 | 2.5 | 3.2 | 4.0 | 5.0 |
| 200 | 0.42 | 1.00 | 1.4 | 2.0 | 2.5 | 2.8 | 3.2 | 4.0 | 5.0 | 6.3 |
| 250 | 0.56 | 1.25 | 1.8 | 2.5 | 3.2 | 3.6 | 4.0 | 5.0 | 6.3 | 8.0 |
| 320 | 0.75 | 1.60 | 2.2 | 3.2 | 4.0 | 4.5 | 5.0 | 6.3 | 8.0 | 10.0 |
| 400 | 1.00 | 2.00 | 2.8 | 4.0 | 5.0 | 5.6 | 6.3 | 8.0 | 10.0 | 12.5 |
| 500 | 1.30 | 2.50 | 3.6 | 5.0 | 6.3 | 7.1 | 8.0 | 10.0 | 12.5 | 16.0 |
| 630 | 1.8 | 3.2 | 4.5 | 6.3 | 8.0 | 9 | 10.0 | 12.5 | 16 | 20 |
| 800 | 2.4 | 4.0 | 5.6 | 8.0 | 10.0 | 11 | 12.5 | 16.0 | 20 | 25 |
| 1000 | 3.2 | 5.0 | 7.1 | 10.0 | 12.5 | 14 | 16.0 | 20.0 | 25 | 32 |

Table 4

Standards

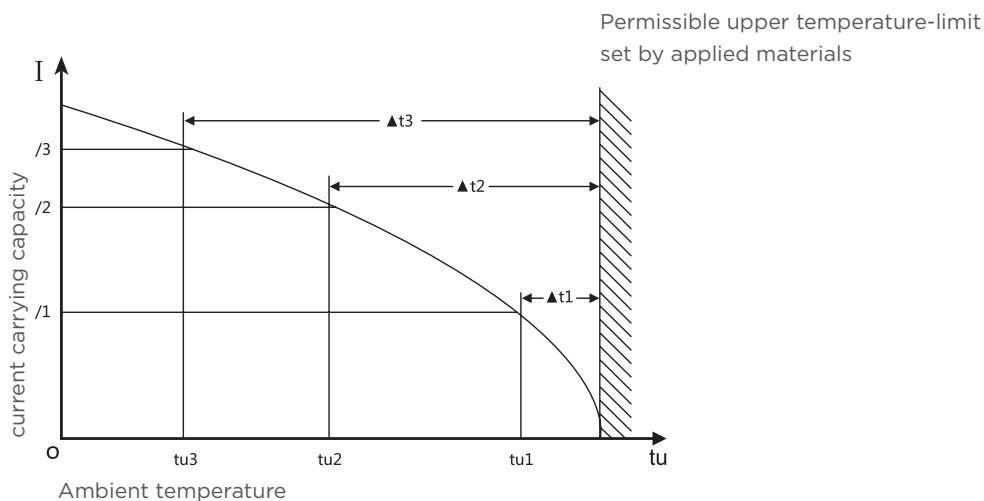
CURRENT CARRYING CAPACITY

The current carrying capacity is determined in tests which are conducted on the basis of the DIN IEC 60 512 part 3. The current carrying capacity is limited by the thermal properties of materials which are used for inserts as well as by the insulating materials. These components have a maximum temperature which should not be exceeded.



The relationship between the current, the temperature rise (loss at the contact resistance) and the ambient temperature of the connector is represented by a curve. On a linear coordinate system the current lies on the vertical line (ordinate) and the ambient temperature on the horizontal line (abscissa) which ends at the permissible upper-limit temperature.

In another measurement the self-heating (Δt) at different currents is determined. The corrected current carrying capacity curve is derived from this basic curve. The reasons for the correction are external factors that bring an additional limitation to the current carrying capacity, i.e. connectable wire gauge or an unequal dispersion of current. In practice it is not usual to load all terminals simultaneously with the maximum current. In such a case one contact can be loaded with a higher current as permitted by the current capacity curve, if less than 20% of the whole is loaded.



Standards

TIGHTENING TORQUE OF TERMINAL BLOCK SCREWS

IEC 60 947-1:1996/EN 60 947-1:1977 modified, table 4 specifies tightening torques for screw connections based on the type and size of the screw for electrical and mechanical type tests. Tightening contact terminal block to this torque guarantees that the connected conductors are reliably connected. The technical product data given in this catalog differ from this value. However they indicate a practical range of tightening torques which provides a gas-tightening contact and offers long-term contact stability.

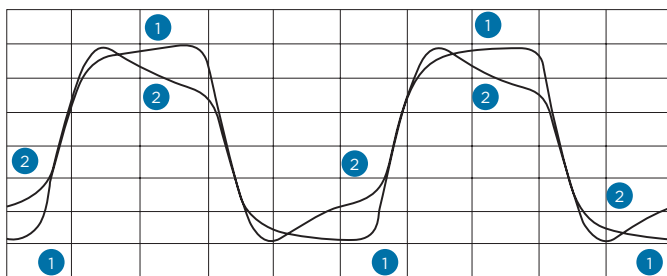
Extract from IEC 60 947-1/EN 60 947, Table 4

The torque according to IEC, EN

| Thread Type | Head screw with slot | | |
|-------------|----------------------|-------------------------|------------------|
| | Torque [Nm] | CuZn or CuSN screw [Nm] | Steel screw [Nm] |
| M2.5 | 0.4 | 0.6 | 0.8 |
| M3 | 0.5 | 0.8 | 1.0 |
| M3.5 | 0.8 | 1.2 | - |
| M4 | 1.2 | 1.8 | 2.0 |
| M5 | 2.0 | 3.0 | 4.5 |
| M6 | 2.5 | 4.0 | 8.0 |

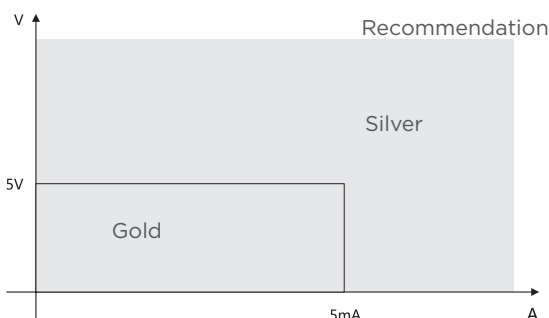
LOW CURRENTS AND VOLTAGES

Standard contacts have a silver plated surface. This precious metal has excellent conductive properties. In the course of a contact's lifetime, the silver surface generates a black oxide layer due to its affinity to sulphur. This layer is smooth and very thin and is partly interrupted. When the contacts are mated and unmated, thus guaranteeing very a low contact resistances. In the case of very low currents or voltages small changes to the transmitted signal may be encountered. This is illustrated below where an artificially aged contact representing a twenty year life is compared with a new contact.



- 1 New contact
- 2 After ageing

Changes to the transmitted signal after artificial ageing



Left is a table derived from actual experiences

Selection guide

TECHNICAL INFORMATION OF INSERTS

| Insert | Type | Poles | Current | Voltage | Terminal | Contacts | Shells |
|--------|---------|--------|---------|---------|--|--|--------|
| HA | HA-003 | 3+PE | 10A | 250 V | screw | - | H3A |
| | HA-004 | 4+PE | 10A | 250V | screw | - | H3A |
| | HA-010 | 10+PE | 16A | 250V | screw crimp | CEM/F(16A) DEM/F(16A) | H10A |
| | HA-016 | 16+PE | 16A | 250V | | | H16A |
| | HA-032 | 32+PE | 16A | 250V | | | H32A |
| | HAS-003 | 003+PE | 10A | 400V | spring | - | H3A |
| | HAS-004 | 004+PE | 10A | 400V | spring | - | H3A |
| HD | HD-007 | 7+PE | 10A | 250V | crimp | CDM/F(10A) DDM/F(10A) CJM/F(10A) | H3A |
| | HD-008 | 8 | 10A | 50V | | | H3A |
| | HD-015 | 15+PE | 10A | 250V | | | H10A |
| | HD-025 | 25+PE | 10A | 250V | | | H16A |
| | HD-040 | 40+PE | 10A | 250V | | | H16B |
| | HD-050 | 50+PE | 10A | 250V | | | H32A |
| | HD-064 | 64+PE | 10A | 250V | | | H24B |
| | HD-080 | 80+PE | 10A | 250V | | | H32B |
| | HD-128 | 128+PE | 10A | 250V | | | H48B |
| HDD | HDD-016 | 16+PE | 10A | 250V | crimp | CDM/F(10A) DDM/F(10A) CJM/F(10A) | H6B |
| | HDD-024 | 24+PE | 10A | 250V | | | H6B |
| | HDD-042 | 42+PE | 10A | 250V | | | H10B |
| | HDD-072 | 72+PE | 10A | 250V | | | H16B |
| | HDD-108 | 108+PE | 10A | 250V | | | H24B |
| | HDD-144 | 144+PE | 10A | 250V | | | H32B |
| | HDD-216 | 216+PE | 10A | 250V | | | H48B |
| HE | HE-006 | 6+PE | 16A | 500V | screw crimp spring double spring | CEM/F(16A) DEM/F(16A) | H6B |
| | HE-010 | 10+PE | 16A | 500V | | | H10B |
| | HE-016 | 16+PE | 16A | 500V | | | H16B |
| | HE-024 | 24+PE | 16A | 500V | | | H24B |
| | HE-032 | 32+PE | 16A | 500V | | | H32B |
| | HE-048 | 48+PE | 16A | 500V | | | H48B |
| HEE | HEE-010 | 10+PE | 16A | 500V | crimp | CEM/F(16A) DEM/F(16A) | H6B |
| | HEE-018 | 18+PE | 16A | 500V | | | H10B |
| | HEE-032 | 32+PE | 16A | 500V | | | H16B |
| | HEE-046 | 46+PE | 16A | 500V | | | H24B |
| | HEE-064 | 64+PE | 16A | 500V | | | H32B |
| | HEE-092 | 92+PE | 16A | 500V | | | H48B |
| | HEE-015 | 14+PE | 16A | 200V | | CSF(16A) | - |

Selection guide

TECHNICAL INFORMATION OF INSERTS


| Insert | Type | Poles | Current | Voltage | Terminal | Contacts | Shells |
|--------|-----------|---------|---------|-----------|--------------------------|--|--------|
| HEEE | HEEE-020 | 20+PE | 16A | 400V | crimp | CEM/F(16A) DEM/F(16A) | H6B |
| | HEEE-032 | 32+PE | 16A | 400V | | | H10B |
| | HEEE-040 | 40+PE | 16A | 500V | | | H16B |
| | HEEE-048 | 48+PE | 16A | 400V | | | H16B |
| | HEEE-064 | 64+PE | 16A | 500V | | | H24B |
| | HEEE-072 | 72+PE | 16A | 400V | | | H24B |
| | HEEE-080 | 80+PE | 16A | 500V | | | H32B |
| | HEEE-096 | 96+PE | 16A | 400V | | | H32B |
| | HEEE-128 | 128+PE | 16A | 500V | | | H48B |
| | HEEE-144 | 144+PE | 16A | 400V | | | H48B |
| HVE | HVE-003 | 3+PE+2 | 16A | 830V | screw crimp spring | CEM/F(16A) DEM/F(16A) | H10B |
| | HVE-006 | 6+PE+2 | 16A | 830V | | | H16B |
| | HVE-010 | 10+PE+2 | 16A | 830V | | | H24B |
| HSB | HSB-006 | 6+PE | 35A | 400/690V | screw | - | H16B |
| | HSB-012 | 12+PE | 35A | 400/690V | screw | - | H32B |
| HQ | HQ-005 | 5+PE | 16A | 400V | crimp | CEM/F(16A) DEM/F(16A) | H3A |
| | HQ-007 | 7+PE | 10A | 400V | | CDM/F(10A) DDM/F(10A) | H3A |
| | HQ-008 | 8+PE | 16A | 500V | | CEM/F(16A) DEM/F(16A) | H8A |
| | HQ-012 | 12+PE | 10A | 400V | | CDM/F(10A) DDM/F(10A) | H3A |
| | HQ-017 | 17+PE | 10A | 250V | | | H8A |
| | HQ4/2 | 4+PE+2 | 40A+10A | 600V+250V | | CDM/F(10A) DDM/F(10A) CMM/F(40A) DMM/F(40A) | H8A |
| HEAV | HEAV-006 | 6+PE | 16A | 500V | screw spring | - | H6B |
| | HEAV-010 | 10+PE | 16A | 500V | | - | H10B |
| | HEAV-016 | 16+PE | 16A | 500V | | - | H16B |
| | HEAV-024 | 24+PE | 16A | 500V | | - | H24B |
| HMN | HMN-001 | 1 | 200A | 1000V | crimp | CHM/F(200A) | - |
| | HMN-D2 | 2 | 100A | 1000V | crimp | CNM/F(100A) | - |
| | HMN-002 | 2 | 70A | 1000V | crimp | CSM/F(70A) | - |
| | HMN-003 | 3 | 40A | 690V | crimp | CMM/F(40A) DMM/F(40A) | - |
| | HMN-004 | 4 | 40A | 830V | crimp | CMM/F(40A) DMM/F(40A) | - |
| | HMN-004SC | 4 | - | - | - | - | - |
| | HMN-005 | 5 | 16A | 400V | spring | - | - |
| | HMN-006 | 6 | 16A | 500V | crimp | CEM/F(16A) DEM/F(16A) | - |
| | HMN-006P | 6 | 16A | 830V | crimp | | - |

Selection guide

TECHNICAL INFORMATION OF INSERTS

| Insert | Type | Poles | Current | Voltage | Terminal | Contacts | Shells |
|------------|----------|----------|--------------|--------------------------------|----------|--|--------|
| HMN | HMN-008 | 8 | 16A | 400V | crimp | CEM/F(16A) DEM/F(16A) | - |
| | HMN-012 | 12 | 10A | 250V | crimp | CDM/F(10A) DDM/F(10A) | - |
| | HMN-017 | 17 | 10A | 160V | crimp | CDM/F(10A) DDM/F(10A) | - |
| | HMN-020 | 20 | 16A | 500V | crimp | CEM/F(16A) DEM/F(16A) | - |
| | HMN-025 | 25 | 5A | 50V | crimp | CAM/F(5A) DAM/F(5A) | - |
| | HMN-009 | 9 | 5A | 50V | crimp | CAM/F(5A) DAM/F(5A) | - |
| | HMN-RJ45 | 8 | 1A | 50V | crimp | - | - |
| | HMN-Q1 | 1+1 | 16A | 50V | crimp | CEM/F(16A) DEM/F(16A) | - |
| | HMN-Q2 | 4+4 | 10A | 50V | crimp | CDM/F(10A) DDM/F(10A) | - |
| | HMN-Q3 | 8+8 | 5A | 50V | crimp | CAM/F(5A) DAM/F(5A) | - |
| | PIN-Q1 | 1 | 16A | 50V | crimp | CEM/F(16A) DEM/F(16A) | - |
| | PIN-Q2 | 4 | 10A | 50V | crimp | CDM/F(10A) DDM/F(10A) | - |
| | PIN-Q3 | 8 | 5A | 50V | crimp | CAM/F(5A) DAM/F(5A) | - |
| | HMN-DM | - | - | - | - | - | - |
| HK/ HWK | HK4/0 | 4+PE | 80A | 690V | screw | - | H16B |
| | HK4/2 | 4+PE+2 | 80A+16A | 690V+400V | screw | - | H16B |
| | HK6/12 | 6+PE+12 | 40A+10A | 690V+230/400V | screw | - | H16B |
| | HK12/2 | 12+PE+2 | 40A+10A | 690V+250V | crimp | CMM/F(40A) DMM/F(40A) CDM/F(10A) DDM/F(10A) | H16B |
| | HK6/36 | 6+PE+36 | 40A+10A | 690V+160V | crimp | CMM/F(40A) DMM/F(40A) CDM/F(10A) DDM/F(10A) | H16B |
| | HK4/8 | 4+PE+8 | 80A+16A | 400V | screw | - | H24B |
| | HK8/24 | 8+PE+24 | 16A+10A | 230/400V+160V | crimp | CEM/F(16A) DEM/F(16A) CDM/F(10A) DDM/F(10A) | H10B |
| | HWK6/6 | 6+PE+6 | 40A+16A | 690V+400V | screw | - | H16B |
| | HWK3/3/6 | 3+PE+3+6 | 100A+40A+16A | 400/690V+400/ 690V+250/400V | screw | - | H24B |

HA Series



1. Specifications

DIN VDE 0110 Concerning clearance and creepage distances
DIN VDE 0627 Connectors and plug devices

2. Standards

DIN EN 60664-1
DIN EN 61 984

3. Approvals



HD technical characteristics

| | |
|--------------------------|---------------------------|
| Specifications | DIN VDE 0627 |
| | DIN VDE 0110 |
| Standards | DIN 43 652 |
| | CECC 75 301-801 |
| Number of contacts | 7,8,15,25,40,50(2x25),64, |
| | 80(2x40),128(2x64) + PE |

INSERTS

| | |
|--|-------------------------------|
| Working current | 10A max |
| (See current carrying capacity) | |
| Working voltage | (8D is 50V) |
| | 250V, Insulation group C |
| Test voltage urms | 4KV(8D is 0.8KV) |
| Pollution degree | 3 |
| Pollution degree 2 also 10A; 250V/400V | |
| Insulation resistance | $\geq 10^{10}\Omega$ |
| Material | Polycarbonate or Polybutylece |
| Temperature range | -40°C... +100°C/125°C |
| Flammability acc. to UL94 | V0 |
| Working voltage acc. to UL/CSA..... | 600V |
| Mechanical working life-mating cycles..... | ≥ 500 |

CONTACTS

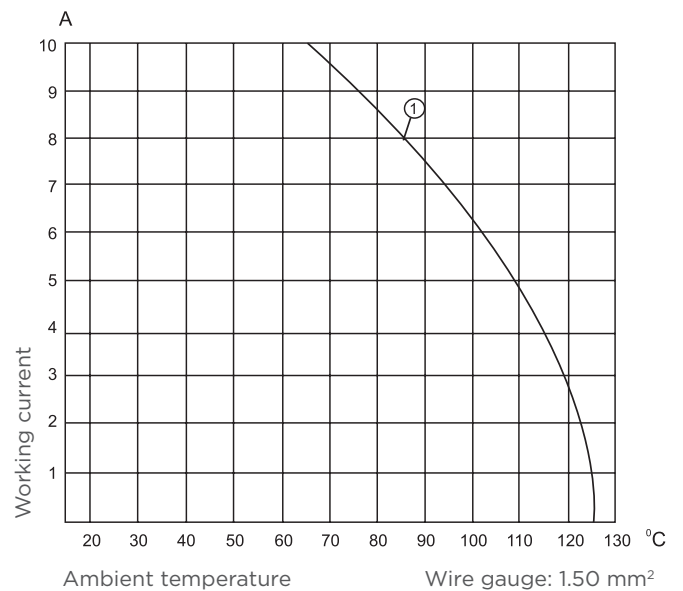
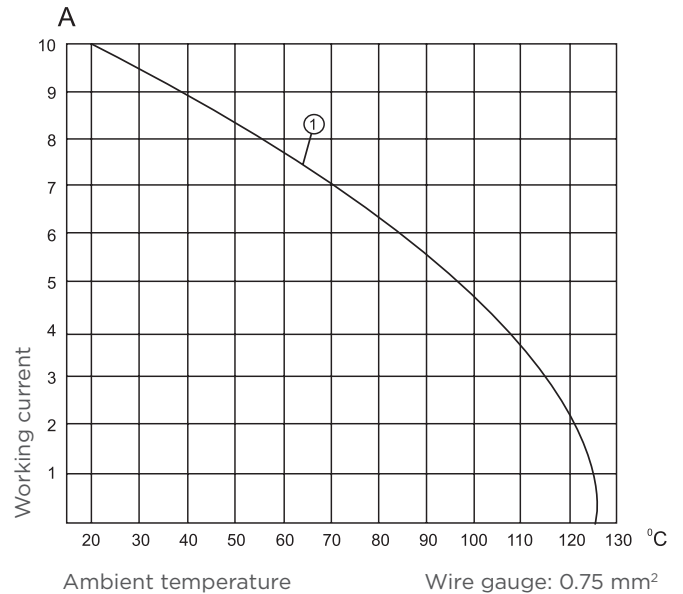
| | |
|--------------------------|-------------------------|
| Material | Copper alloy |
| Surface | Hard silver-plated |
| | Hard gold-plated |
| Contact resistance | $\leq 3m\Omega$ |
| Terminal | Crimp terminal |
| | Rolled terminal |
| - mm ² | 0.15-2.5mm ² |
| - AWG | 26-14 |

HOODS, HOUSINGS

| | |
|--|------------------------------------|
| Material | Die cast aluminium |
| Surface | Powder-coated (RAL 7037) |
| Locking element..... | Stainless steel, steel-zinc plated |
| Temperature range | -40°C... +125°C |
| Degree of protection acc. to DIN40 050 | IP65 |

CURRENT CARRYING CAPACITY

The current carrying is limited by maximum temperature of materials for inserts and contacts including terminals. Control and test procedures according to DIN IEC 60512-3.




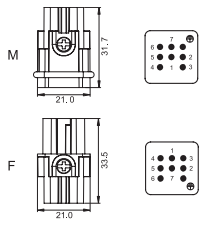

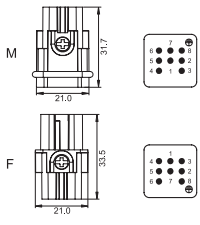
1 HD-007

HD-007/008 inserts


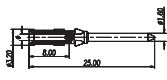

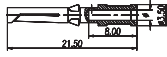
INSERTS FOR H3A HOOD/HOUSING

250V/50V 10A

7+ 
8

| Dimensions (mm) | Contact arrangement view from termination side | Part Number | | Type |
|---|--|-----------------|-----------------|----------|
| | | Male insert | Female insert | |
| 250V/10A  |  | T2020072101-000 | | HD-007-M |
| | | | T2020072201-000 | HD-007-F |
| 50V/10A  |  | T2020082101-000 | | HD-008-M |
| | | | T2020082201-000 | HD-008-F |

10A Contact

| Tech data | 10A Male crimp contacts | Wire gauge | | Strip-ping length | Crimp contacts, silver-plated | | Crimp contacts, gold-plated | |
|---|---|-----------------|-------|-------------------|-------------------------------|-----------------|-----------------------------|-----------------|
| | | mm ² | AWG | | Type | Part Number | Type | Part Number |
| Material: copper alloy Contact resistance: ≤3mΩ Terminal: crimp connection CDM/Male  |  | 0.14-0.37 | 26-22 | 8.0 | CDM-0.14 | T2020001002-000 | DDM-0.14 | T2020011002-000 |
| | | 0.5 | 20 | 8.0 | CDM-0.5 | T2020001005-000 | DDM-0.5 | T2020011005-000 |
| | | 0.75 | 18 | 8.0 | CDM-0.75 | T2020001008-000 | DDM-0.75 | T2020011008-000 |
| | | 1.0 | 18 | 8.0 | CDM-1.0 | T2020001010-000 | DDM-1.0 | T2020011010-000 |
| | | 1.5 | 16 | 8.0 | CDM-1.5 | T2020001015-000 | DDM-1.5 | T2020011015-000 |
| | | 2.5 | 14 | 6.0 | CDM-2.5 | T2020001025-000 | DDM-2.5 | T2020011025-000 |
| CDF/Female  |  | 0.14-0.37 | 26-22 | 8.0 | CDF-0.14 | T2020002002-000 | DDF-0.14 | T2020012002-000 |
| | | 0.5 | 20 | 8.0 | CDF-0.5 | T2020002005-000 | DDF-0.5 | T2020012005-000 |
| | | 0.75 | 18 | 8.0 | CDF-0.75 | T2020002008-000 | DDF-0.75 | T2020012008-000 |
| | | 1.0 | 18 | 8.0 | CDF-1.0 | T2020002010-000 | DDF-1.0 | T2020012010-000 |
| | | 1.5 | 16 | 8.0 | CDF-1.5 | T2020002015-000 | DDF-1.5 | T2020012015-000 |
| | | 2.5 | 14 | 6.0 | CDF-2.5 | T2020002025-000 | DDF-2.5 | T2020012025-000 |

HA technical characteristics

| | |
|--------------------------|-------------------------|
| Specifications | DIN EN 60 664-1 |
| | DIN EN 61984 |
| Number of contacts | 3,4,10,16,32(2x16) + PE |

INSERTS

| | |
|--|-------------------------------|
| Working current | |
| HA-3, HA-4 | 10A |
| HA-10, HA-16, HA-32..... | 16A |
| Working voltage | |
| HA-3, HA-4 | 250V/400V |
| HA-10, HA-16, HA-32..... | 250V |
| Test voltage urms | |
| HA-003, HAS-004, HA-10, HA-16, HA-32..... | 4KV |
| HAS-003..... | 6KV |
| HA-004..... | 2.5KV |
| Pollution degree | 2 |
| Insulation resistance | $\geq 10^{10}\Omega$ |
| Material | Polycarbonate or Polybutylece |
| Temperature range | -40°C... +100°C/125°C |
| Flammability acc. to UL94 | V0 |
| Working voltage acc. to UL/CSA..... | 600V |
| Mechanical working life-mating cycles..... | ≥ 500 |

CONTACTS

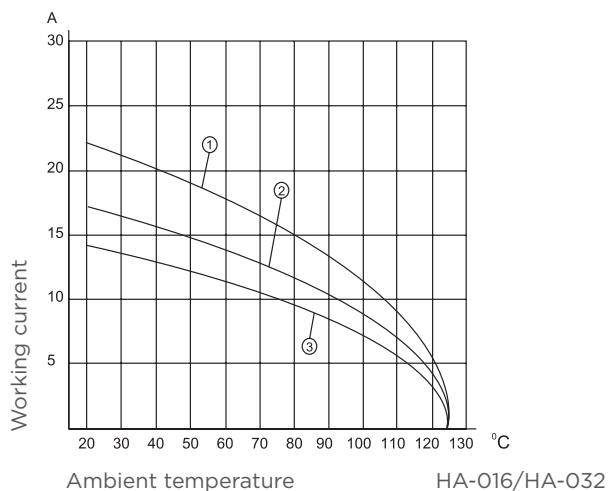
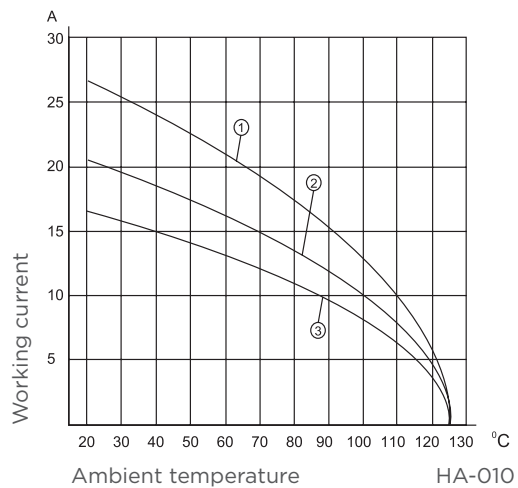
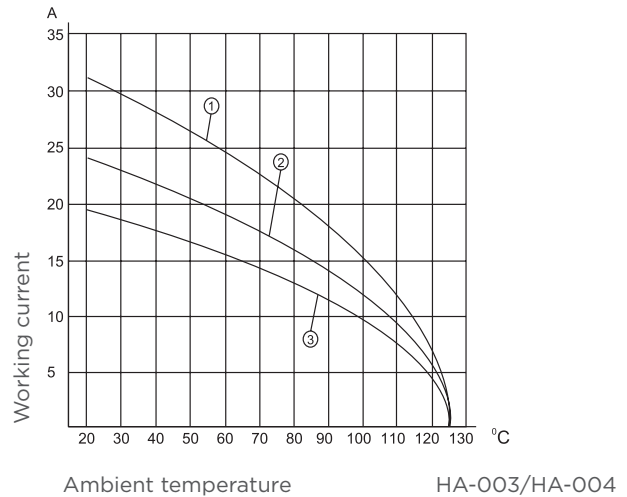
| | |
|-------------------------------|---|
| Material | Copper alloy |
| Surface | Hard silver-plated |
| | Hard gold-xplated |
| Contact resistance | $\leq 1m\Omega$ |
| Terminal | Screw terminal |
| | Crimp terminal |
| | Spring terminal |
| - mm ² | 0.5-2.5mm ² /0.14-4.0mm ² /0.5-2.5mm ² |
| - AWG | 20-14/26-14/20-14 |
| - Tightening/test torque..... | 0.5Nm: HA-010, HA-016, HA-032 |
| | 0.25Nm: HA-003, HA-004 |

HOODS, HOUSINGS

| | |
|--|------------------------------------|
| Material | Die cast zinc |
| Surface | Powder-coated (RAL 7037) |
| Locking element..... | Stainless steel, steel-zinc plated |
| Temperature range | -40°C... +100°C/125°C |
| Degree of protection acc. to DIN40 050 | IP65 |

CURRENT CARRYING CAPACITY

The current carrying is limited by maximum temperature of materials for inserts and contacts including terminals. Control and test procedures according to DIN IEC 60512-3.



- 1 Wire gauge: 2.5mm²
- 2 Wire gauge: 1.5mm²
- 3 Wire gauge: 1.0mm²


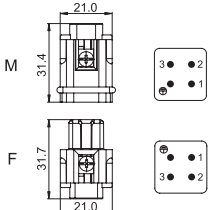


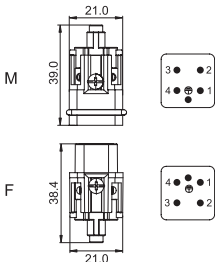

HA-003/004 inserts

INSERTS FOR H3A HOOD/HOUSING

250V/400V 10A

3+Ⓢ

4+Ⓢ

| Dimensions (mm) | Contact arrangement view from termination side | Part Number | | Type |
|---|---|-----------------|-----------------|-----------|
| | | Male insert | Female insert | |
| Screw terminal | | | | |
| 250V/10A  |  | T2010032101-000 | | HA-003-M |
| | | | T2010032201-000 | HA-003-F |
| Spring terminal | | | | |
| 400V/10A  |  | T2010033101-000 | | HA-003-MS |
| | | | T2010033201-000 | HA-003-FS |
| Screw terminal | | | | |
| 250V/10A  |  | T2010042101-000 | | HA-004-M |
| | | | T2010042201-000 | HA-004-F |
| Spring terminal | | | | |
| 400V/10A  |  | T2010043101-000 | | HA-004-MS |
| | | | T2010043201-000 | HA-004-FS |

HQ technical characteristics

| | |
|--------------------------|------------------|
| Specifications | DIN EN 60 664-1 |
| | DIN EN 61 984 |
| Number of contacts | 5,7,8,12,17 + PE |

CURRENT CARRYING CAPACITY

The current carrying is limited by maximum temperature of materials for inserts and contacts including terminals. Control and test procedures according to DIN IEC 60512-3.

INSERTS

| | |
|---|-----------------------|
| Working current | |
| HQ-005,008..... | 16A max |
| HQ-007,012,017 | 10A max |
| Working voltage | |
| HQ-005,007,012..... | 400V |
| HQ-008..... | 500V |
| HQ-017..... | 250V |
| Test voltage urms | |
| HQ-005,017 | 4KV |
| HQ-007,008,012 | 6KV |
| Pollution degree | 3 |
| Insulation resistance | $\geq 10^{10}\Omega$ |
| Material | Polycarbonate |
| Temperature range | -40°C... +100°C/125°C |
| Flammability acc. to UL94 | VO |
| Working voltage acc. to UL/CSA | 600V |
| Mechanical working life-mating cycles | ≥ 500 |

CONTACTS

| | |
|--------------------------------|--|
| Material | Copper alloy |
| Surface | Hard silver-plated |
| | Hard gold-plated |
| Contact resistance | $\leq 1m\Omega$ |
| Terminal | Crimp terminal |
| - mm ² | 0.14-4.0/0.14-2.5/1.5-6mm ² |
| - AWG | 26-12/26-14/16-10 |
| - Tightening/test torque | 0.25Nm |

HOODS, HOUSINGS

| | |
|--|------------------------------------|
| Material | Die cast aluminium |
| Surface | Powder-coated (RAL 7037) |
| Locking element..... | Stainless steel, steel-zinc plated |
| Temperature range | -40°C... +125°C |
| Degree of protection acc. to DIN40 050 | IP65 |


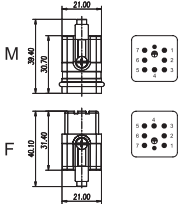

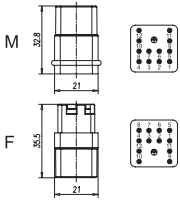
HQ-007/012 inserts

INSERTS FOR H3A HOOD/HOUSING


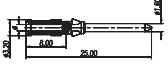

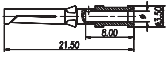
400V MAX. 10A

7+ 

12+ 

| Dimensions (mm) | Contact arrangement view from termination side | Part Number | | Type |
|--|--|-----------------|-----------------|----------|
| | | Male insert | Female insert | |
| Crimp terminal (Order crimp contacts separately) | | | | |
|  |  | T2080072101-000 | | HQ-007-M |
| | | | T2080072201-000 | HQ-007-F |
|  |  | T2080122101-000 | | HQ-012-M |
| | | | T2080122201-000 | HQ-012-F |

10A Contact


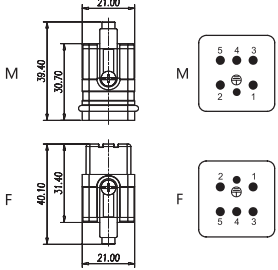
| Tech data Material: copper alloy Contact resistance: $\leq 3m\Omega$ Terminal: crimp connection CDM/Male  | 10A Male crimp contacts  | Wire gauge | | Strip- ping length | Crimp contacts, silver-plated | | Crimp contacts, gold-plated | |
|--|--|-----------------|-------|--------------------------|-------------------------------|-----------------|-----------------------------|-----------------|
| | | mm ² | AWG | | Type | Part Number | Type | Part Number |
| | | | | 0.14-0.37 | 26-22 | 8.0 | CDM-0.14 | T2020001002-000 |
| | | 0.5 | 20 | 8.0 | CDM-0.5 | T2020001005-000 | DDM-0.5 | T2020011005-000 |
| | | 0.75 | 18 | 8.0 | CDM-0.75 | T2020001008-000 | DDM-0.75 | T2020011008-000 |
| | | 1.0 | 18 | 8.0 | CDM-1.0 | T2020001010-000 | DDM-1.0 | T2020011010-000 |
| | | 1.5 | 16 | 8.0 | CDM-1.5 | T2020001015-000 | DDM-1.5 | T2020011015-000 |
| | | 2.5 | 14 | 6.0 | CDM-2.5 | T2020001025-000 | DDM-2.5 | T2020011025-000 |
| CDF/Female  | 10A Female crimp contacts  | 0.14-0.37 | 26-22 | 8.0 | CDF-0.14 | T2020002002-000 | DDF-0.14 | T2020012002-000 |
| | | 0.5 | 20 | 8.0 | CDF-0.5 | T2020002005-000 | DDF-0.5 | T2020012005-000 |
| | | 0.75 | 18 | 8.0 | CDF-0.75 | T2020002008-000 | DDF-0.75 | T2020012008-000 |
| | | 1.0 | 18 | 8.0 | CDF-1.0 | T2020002010-000 | DDF-1.0 | T2020012010-000 |
| | | 1.5 | 16 | 8.0 | CDF-1.5 | T2020002015-000 | DDF-1.5 | T2020012015-000 |
| | | 2.5 | 14 | 6.0 | CDF-2.5 | T2020002025-000 | DDF-2.5 | T2020012025-000 |

HQ-005 inserts


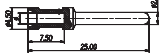


INSERTS FOR H3A HOOD/HOUSING

400V MAX. 16A

5+ (⊕)

| Dimensions (mm) | Contact arrangement view from termination side | Part Number | | Type |
|---|---|-----------------|-----------------|----------|
| | | Male insert | Female insert | |
| Crimp terminal (Order crimp contacts separately) | | | | |
|  |  | T2080052101-000 | | HQ-005-M |
| | | | T2080052201-000 | HQ-005-F |

16A Contact

| Tech data | 16A Male crimp contacts | Wire gauge | | Strip-ping length | Crimp contacts, silver-plated | | Crimp contacts, gold-plated | |
|--|---|-----------------|-------|-------------------|-------------------------------|-----------------|-----------------------------|-----------------|
| | | mm ² | AWG | | Type | Part Number | Type | Part Number |
| Material: copper alloy Contact resistance: ≤1mΩ Terminal: crimp connection CEM/Male  |  | 0.14-0.37 | 26-22 | 7.5 | CEM-0.3 | T2030001002-000 | DEM-0.3 | T2030011002-000 |
| | | 0.5 | 20 | 7.5 | CEM-0.5 | T2030001005-000 | DEM-0.5 | T2030011005-000 |
| | | 0.75 | 18 | 7.5 | CEM-0.75 | T2030001008-000 | DEM-0.75 | T2030011008-000 |
| | | 1.0 | 18 | 7.5 | CEM-1.0 | T2030001010-000 | DEM-1.0 | T2030011010-000 |
| | | 1.5 | 16 | 7.5 | CEM-1.5 | T2030001015-000 | DEM-1.5 | T2030011015-000 |
| | | 2.5 | 14 | 7.5 | CEM-2.5 | T2030001025-000 | DEM-2.5 | T2030011025-000 |
| | | 4.0 | 12 | 7.5 | CEM-4.0 | T2030001040-000 | DEM-4.0 | T2030011040-000 |
| CEF/Female  |  | 0.14-0.37 | 26-22 | 7.5 | CEF-0.3 | T2030002002-000 | DEF-0.3 | T2030012002-000 |
| | | 0.5 | 20 | 7.5 | CEF-0.5 | T2030002005-000 | DEF-0.5 | T2030012005-000 |
| | | 0.75 | 18 | 7.5 | CEF-0.75 | T2030002008-000 | DEF-0.75 | T2030012008-000 |
| | | 1.0 | 18 | 7.5 | CEF-1.0 | T2030002010-000 | DEF-1.0 | T2030012010-000 |
| | | 1.5 | 16 | 7.5 | CEF-1.5 | T2030002015-000 | DEF-1.5 | T2030012015-000 |
| | | 2.5 | 14 | 7.5 | CEF-2.5 | T2030002025-000 | DEF-2.5 | T2030012025-000 |
| | | 4.0 | 12 | 7.5 | CEF-4.0 | T2030002040-000 | DEF-4.0 | T2030012040-000 |

H3A metal hoods/housings

POWDER-COATED, RAL 7037

| Dimensions (mm) | | Metr. | PG | Type | Part Number |
|---|---|---|------|--|---|
| Top entry | | | | | |
|  |  | M20 | PG11 | H3A-MTG-PG11 H3A-MTG-M20 | T1329030111-000 T1329030120-000 |
| Side entry | | | | | |
|  |  | M20 | PG11 | H3A-MTS-PG11 H3A-MTS-M20 | T1319030111-000 T1319030120-000 |
| Bulkhead mounting: Bottom entry | | | | | |
|  |  | | | H3A-MAG | T1509030000-000 |
| Bulkhead mounting: Side entry | | | | | |
|  |  | | | H3A-MAGS | T1549030000-000 |
| Surface mounting: Side entry | | | | | |
|  |  | M16 M20 | PG11 | H3A-MAGSV-PG11 H3A-MAGSV-M16 H3A-MAGSV-M20 | T1619030111-000 T1619030116-000 T1619030120-000 |
| Cable-to-cable hood: | | | | | |
|  |  | M20 | PG11 | H3A-MTGVB-PG11 H3A-MTGVB-M20 | T1739030111-000 T1739030120-000 |
| Protection covers for hoods (thermoplastic) | | | | | |
|  | Note: For mounted male insert and hood |  | | H3A-KDTP | T1010031100-000 |
| Metal protection covers for hoods | | | | | |
|  | Note: For mounted female insert and hood |  | | H3A-KDB | T1010033100-000 |

H3A thermoplastic hoods/housings

THERMOPLASTIC HOODS, HOUSINGS

| Dimensions (mm) | | Metr. | PG | Type | Part Number |
|---|---|---|------|---|---|
| Top entry | | | | | |
|  |  | M20 | PG11 | H3A-TG-PG11 H3A-TG-M20 | T1329031111-000 T1329031120-000 |
| Side entry | | | | | |
|  |  | M20 | PG11 | H3A-TS-PG11 H3A-TS-M20 | T1319031111-000 T1319031120-000 |
| Bulkhead mounting: Bottom entry | | | | | |
|  |  | | | H3A-AG | T1509031100-000 |
| Bulkhead mounting: Side entry | | | | | |
|  |  | | | H3A-AGS | T1509031111-000 |
| Surface mounting: Side entry | | | | | |
|  |  | M16 M20 | PG11 | H3A-AGSV-PG11 H3A-AGSV-M16 H3A-AGSV-M20 | T1619031111-000 T1619031116-000 T1619031120-000 |
| Cable-to-cable hood: | | | | | |
|  |  | M20 | PG11 | H3A-TGVB-PG11 H3A-TGVB-M20 | T1739031111-000 T1739031120-000 |
| Protection covers for hoods (thermoplastic) | | | | | |
|  | Note: For mounted male insert and hood |  | | H3A-KDTP | T1010031100-000 |
| Protection covers for hoods | | | | | |
|  | Note: For mounted female insert and hood |  | | H3A-KDBP (White) H3A-KDBPG (Grey) | T1010032100-000 T1010032300-000 |
| White | Grey | | | | |
| Covers without sealing type | | | | | |
| | | | | H3A-KDBP (White) H3A-KDBP (Grey) | T1010033200-000 T1010032200-000 |

HIP.3/4, HIP-K.3/4, EMV-K.3/4 housings


HIP: Pressure-tight, silver-grey

HIP-K: Housings corrosion-resistant, black, according to DIN IEC 68 T2-52 and ASTM B117-09 > 1000h

EMV-K: Protection against electro-magnetic interference, pressure-tight, housings corrosion-resistant, black

Screw lock on hood

IP 68 / IP 69 K

| Description | Metr. | PG | Type | Part Number |
|---|------------|----|--|---|
| Hood: Top entry | | | | |
|  | M16 | 11 | HIP HIP.3/4.STO.1.11.G HIP.3/4.STO.1.M16.G | 1-1102600-5 0-1106408-1 |
| | M16 M20 | 11 | HIP-K HIP-K.3/4.STO.1.11.G HIP-K.3/4.STO.1.M16.G HIP-K.3/4.STO.1.M20.G | 2-1102600-5 0-1106408-2 0-1106408-3 |
| | M16 M20 | 11 | EMV-K EMV-K.3/4.STO.1.11.G EMV-K.3/4.STO.1.M16.G EMV-K.3/4.STO.1.M20.G | 4-1102700-5 0-1106402-2 0-1106402-3 |

Surface mounted housing: Bottom entry

| | | | | |
|--|--|--|------------------------------|-------------|
|  <p>Panel cut-out 21 x 21</p> | | | HIP HIP.3/4.AG | 1-1102603-5 |
| | | | HIP-K HIP-K.3/4.AG | 2-1102603-5 |
| | | | EMV-K EMV-K.3/4.AG | 4-1102703-5 |

Surface mounted housing: Bottom entry (by panel cut-out)

| | | | | |
|--|--|--|-------------------------------|-------------|
|  <p>Panel cut-out \varnothing 20</p> | | | HIP HIP.3/4.SGF | 1-1102602-5 |
| | | | HIP-K HIP-K.3/4.SGF | 2-1102602-5 |
| | | | EMV-K EMV-K.3/4.SGF | 4-1102702-5 |

HIP.3/4, HIP-K.3/4, EMV-K.3/4 housings


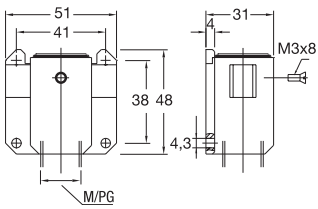

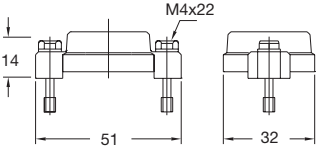
HIP: Pressure-tight, silver-grey

HIP-K: Housings corrosion-resistant, black, according to DIN IEC 68 T2-52 and ASTM B117-09 > 1000h

EMV-K: Protection against electro-magnetic interference, pressure-tight, housings corrosion-resistant, black

Screw lock on hood

IP 68 / IP 69 K






| Description | Metr. | PG | Type | Part Number | |
|---|---|------|---|---|---|
| Surface mounted housing: Side entry | | | | | |
|  |  | M16 | PG11 | HIP | 1-1102601-5 0-1106407-1 0-1106401-4 |
| | | M20 | | HIP.3/4.SG.1.11.G HIP.3/4.SG.1.M16.G HIP.3/4.SG.1.M20.G | |
| | | M16 | | HIP-K | |
| | M16 M20 | PG11 | EMV-K | 4-1102701-5 0-1106401-2 0-1106401-3 | |
| | | | EMV-K.3/4.SG.1.11.G EMV-K.3/4.SG.1.M16.G EMV-K.3/4.SG.1.M20.G | | |
| | | | | | |
| Protective covers for housings | | | | | |
|  |  | | | HIP/EMV | 3-1106200-5 |
| | | | | HIP/EMV.3/4.SKB | |
| | | | | HIP-K/EMV-K | 4-1106200-5 |
| | | | | HIP-K/EMV-K.3/4.SKB | |

HA.10 contact inserts

SCREW TERMINAL, SPRING CLAMP TERMINAL,
CRIMP TERMINAL FOR SCREW MACHINED HE/HA CRIMP CONTACTS

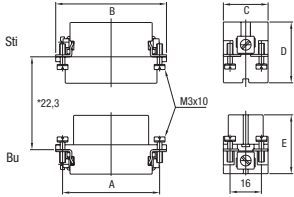
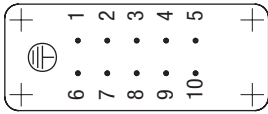
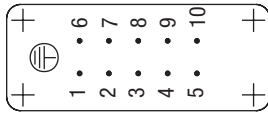
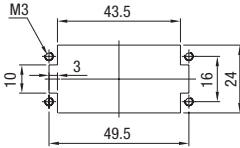
250V 16A

10+ 

| Description | | Type | Part Number | |
|---|---|---------------------|-----------------|-----------------|
| Male insert | Female insert | | Male insert | Female insert |
| Screw terminal | | | | |
|  |  | HA-010-M | T2010102101-000 | |
| | | HA-010-F | | T2010102201-000 |
| Spring Clamp terminal | | | | |
|  |  | HA.10.Sti.SC.B 1-10 | 7-1103414-1 | |
| | | HA.10.Bu.SC.B 1-10 | | 7-1103415-1 |
| Crimp terminal | | | | |
|  |  | HA.10.Sti.C.B 1-10 | 2-1103414-3 | |
| | | HA.10.Bu.C.B 1-10 | | 2-1103415-3 |


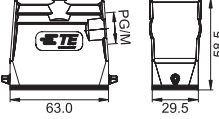

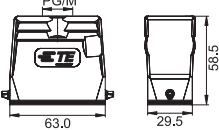
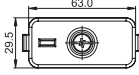

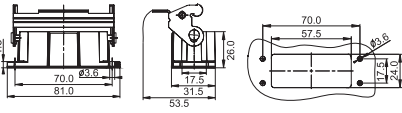

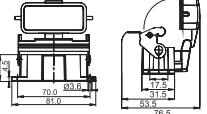

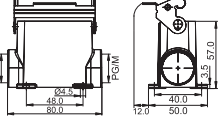

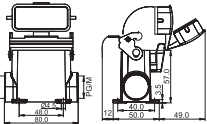


| Dimensions | A | B | C | D | E |
|------------|------|----|----|----|----|
| mm | 49.5 | 57 | 23 | 31 | 28 |

Suitable crimp contacts and crimping tools: see page 48

| Dimensions (mm) | Contact arrangement | | Panel cut-out |
|---|---|--|---|
| | Male insert | Female insert | |
|  |  |  |  |

H10A metal hoods/housings

POWDER-COATED, RAL 7037






| Dimensions (mm) | | Metr. | PG | Type | Part Number | | | | | | |
|---|--|--|------------------------------|--|--|------|------|---|--------------|---|---|
| Hood: Side entry | | | | | | | | | | | |
|  |  | M20 M25 | PG16 PG21 | H10A-TS-PG16 H10A-TS-PG21 H10A-TS-M20 H10A-TS-M25 | T1319100116-000 T1319100121-000 T1319100120-000 T1319100125-000 | | | | | | |
| Hood: Top entry | | | | | | | | | | | |
|  |  | M20 M25 | PG16 PG21 | H10A-TG-PG16 H10A-TG-PG21 H10A-TG-M20 H10A-TG-M25 | T1329100116-000 T1329100121-000 T1329100120-000 T1329100125-000 | | | | | | |
| Protection covers for hoods | | | | | | | | | | | |
|  | 63.0 29.5 | With plastic rope | | H10A-KDT | T1019101101-000 T1019101201-000 | | | | | | |
| Bulkhead mounted | | | | | | | | | | | |
|  |  | | | H10A-AGS H10A-ADMS | T1509101000-000 T1519101000-000 | | | | | | |
|  | With protection cover  | | | H10A-ADMS | T1519101000-000 | | | | | | |
| Surface mounted: Side entry | | | | | | | | | | | |
|  |  | 1 Side entry M20 M25 2 Side entry M20 M25 | PG16 PG21 PG16 PG21 | H10A-SGRS-PG16 H10A-SGRS-PG21 H10A-SGRS-M20 H10A-SGRS-M25 H10A-SGRS-2PG16 H10A-SGRS-2PG21 H10A-SGRS-2M20 H10A-SGRS-2M25 | T1619101116-000 T1619101121-000 T1619101120-000 T1619101125-000 T1619101216-000 T1619101221-000 T1619101220-000 T1619101225-000 | | | | | | |
|  | With protection cover  | 1 Side entry M20 M25 2 Side entry M20 M25 | PG16 PG21 PG16 PG21 | H10A-SDRMS-PG16 H10A-SDRMS-PG21 H10A-SDRMS-M20 H10A-SDRMS-M25 H10A-SDRMS-2PG16 H10A-SDRMS-2PG21 H10A-SDRMS-2M20 H10A-SDRMS-2M25 | T1629101116-000 T1629101121-000 T1629101120-000 T1629101125-000 T1629101216-000 T1629101221-000 T1629101220-000 T1629101225-000 | | | | | | |
| Cable-to-cable hood | | | | | | | | | | | |
|  | <table border="1"> <tr> <td>Construction</td> <td>H</td> </tr> <tr> <td>Low</td> <td>52.6</td> </tr> <tr> <td>High</td> <td>66.6</td> </tr> </table>  | Construction | H | Low | 52.6 | High | 66.6 | Low construction High construction M20 M25 M25 | PG16 PG21 | H10A-TBFS-PG16 H10A-TBFS-M20 H10A-TBFS-M25 H10A-TBFHS-PG21 H10A-TBFHS-M25 | T1739101116-000 T1739101120-000 T1739101125-000 T1779101121-000 T1779101125-000 |
| Construction | H | | | | | | | | | | |
| Low | 52.6 | | | | | | | | | | |
| High | 66.6 | | | | | | | | | | |

HA.16 contact inserts

SCREW TERMINAL, SPRING CLAMP TERMINAL,
CRIMP TERMINAL FOR SCREW MACHINED HE/HA CRIMP CONTACTS

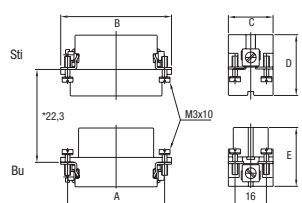
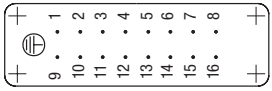
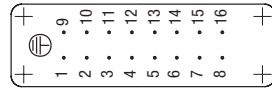
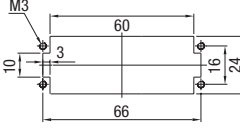
250V 16A

16+ 

| Description | | Type | Part Number | |
|---|---|---------------------|-----------------|-----------------|
| Male insert | Female insert | | Male insert | Female insert |
| Screw terminal | | | | |
|  |  | HA-016-M | T2010162101-000 | |
| | | HA-016-F | | T2010162201-000 |
| Spring Clamp terminal | | | | |
|  |  | HA.16.Sti.SC.B 1-16 | 7-1103416-1 | |
| | | HA.16.Bu.SC.B 1-16 | | 7-1103417-1 |
| Crimp terminal | | | | |
|  |  | HA-016-MC | T2010164101-000 | |
| | | HA-016-FC | | T2010164201-000 |



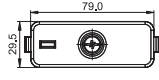

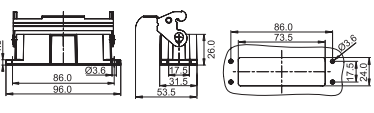
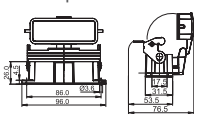

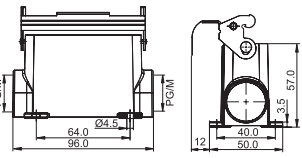
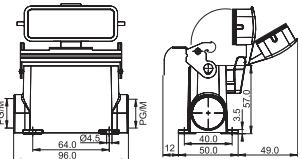

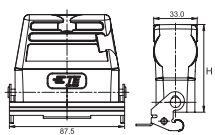
| Dimensions | A | B | C | D | E |
|------------|----|----|----|----|----|
| mm | 66 | 73 | 23 | 31 | 28 |

Suitable crimp contacts and crimping tools: see page 48

| Dimensions (mm) | Contact arrangement | | Panel cut-out |
|---|---|--|---|
| | Male insert | Female insert | |
|  |  |  |  |

H16A metal hoods/housings

POWDER-COATED, RAL 7037

| Dimensions (mm) | | Metr. | PG | Type | Part Number |
|---|--|---------------------------------------|-------------------|--|--|
| Hood: Side entry | | | | | |
|  | Low construction | Low construction High construction | PG16 PG21 | H16A-TS-PG16 H16A-TS-PG21 H16A-TS-M20 H16A-TS-M25 | T1319160116-000 T1319160121-000 T1319160120-000 T1319160125-000 |
| | High construction | | | M20 M25 | H16A-TSH-PG21 H16A-TSH-M25 |
| Hood: Top entry | | | | | |
|  | Low construction | Low construction High construction | PG16 PG21 | H16A-TG-PG16 H16A-TG-PG21 H16A-TG-M20 H16A-TG-M25 | T1329160116-000 T1329160121-000 T1329160120-000 T1329160125-000 |
| | High construction | | | M20 M25 | H16A-TGH-PG21 H16A-TGH-M25 |
| Protection covers for hoods | | | | | |
|  | 79.0 29.5 | | with plastic rope | H16A-KDT | T1019161101-000 T1019161201-000 |
| Bulkhead mounted | | | | | |
|  |  | | | H16A-AGS | T1509161000-000 |
| | With protection cover  | | | H16A-ADS H16A-ADMS | T1519162000-000 T1519161000-000 |
| Surface mounted: Side entry | | | | | |
|  |  | 1 Side entry 2 Side entry | PG16 PG21 | H16A-SGRS-PG16 H16A-SGRS-PG21 H16A-SGRS-M20 H16A-SGRS-M25 H16A-SGRS-2PG16 H16A-SGRS-2PG21 H16A-SGRS-2M20 H16A-SGRS-2M25 | T1619161116-000 T1619161121-000 T1619161120-000 T1619161125-000 T1619161216-000 T1619161221-000 T1619161220-000 T1619161225-000 |
| | With protection cover  | 1 Side entry 2 Side entry | PG16 PG21 | H16A-SDRMS-PG16 H16A-SDRMS-PG21 H16A-SDRMS-M20 H16A-SDRMS-M25 H16A-SDRMS-2PG16 H16A-SDRMS-2PG21 H16A-SDRMS-2M20 H16A-SDRMS-2M25 | T1629161116-000 T1629161121-000 T1629161120-000 T1629161125-000 T1629161216-000 T1629161221-000 T1629161220-000 T1629161225-000 |
| Cable-to-cable hood | | | | | |
|  |  | Low construction High construction | PG16 PG21 | H16A-TBFS-PG16 H16A-TBFS-M20 H16A-TBFS-M25 H16A-TBFHS-PG21 H16A-TBFHS-M25 | T1739161116-000 T1739161120-000 T1739161125-000 T1779161121-000 T1779161125-000 |

HA.32 contact inserts

SCREW TERMINAL, SPRING CLAMP TERMINAL,
CRIMP TERMINAL FOR SCREW MACHINED HE/HA CRIMP CONTACT

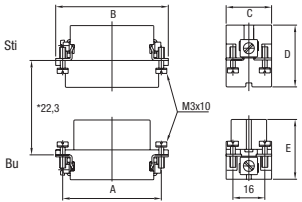
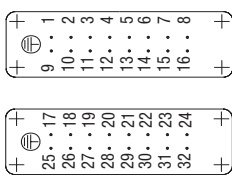
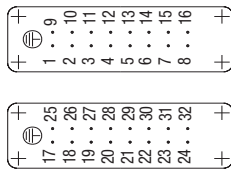
250V 16A

(2x16) 32+ Ⓢ

| Description | | Type | Part Number | |
|---|---------------|---|------------------------------------|------------------------------------|
| Male insert | Female insert | | Male insert | Female insert |
| Screw terminal | | | | |
|  | | HA-016-M(1-16) HA-016-M(17-32) | T2010162101-000 T2010322101-000 | |
| | | HA-016-F(1-16) HA-016-F(17-32) | | T2010162201-000 T2010322201-000 |
| Spring Clamp terminal | | | | |
|  | | HA.16.Sti.SC.B 1-16 HA.16.Sti.SC.B 17-32 | 7-1103416-1 7-1103416-7 | |
| | | HA.16.Bu.SC.B 1-16 HA.16.Bu.SC.B 17-32 | | 7-1103417-1 7-1103417-7 |
| Crimp terminal | | | | |
|  | | HA-016-MC(1-16) HA-016-MC(17-32) | T2010164101-000 T2010324101-000 | |
| | | HA-016-FC(1-16) HA-016-FC(17-32) | | T2010164201-000 T2010324201-000 |


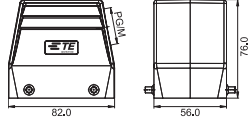

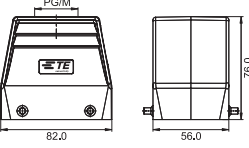

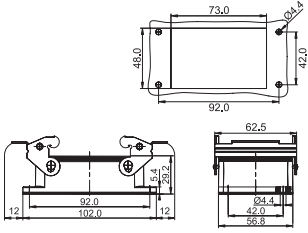

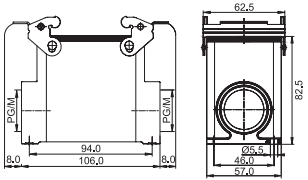
| Dimensions | A | B | C | D | E |
|------------|----|----|----|----|----|
| mm | 66 | 73 | 23 | 31 | 28 |

Suitable crimp contacts and crimping tools: see page 48

| Dimensions (mm) | Contact arrangement | |
|---|---|---|
| | Male insert | Female insert |
|  |  |  |

H32A metal hoods/housings

POWDER-COATED, RAL 7037




| Dimensions (mm) | Metr. | PG | Type | Part Number |
|---|--|------------------------------|--|--|
| Hood: Side entry | | | | |
|   | M25 M32 M40 | PG21 PG29 PG36 | H32A-TS-PG21 H32A-TS-PG29 H32A-TS-PG36 H32A-TS-M25 H32A-TS-M32 H32A-TS-M40 | T1319320121-000 T1319320129-000 T1319320136-000 T1319320125-000 T1319320132-000 T1319320140-000 |
| Hood: Top entry | | | | |
|   | M25 M32 M40 | PG21 PG29 PG36 | H32A-TG-PG21 H32A-TG-PG29 H32A-TG-PG36 H32A-TG-M25 H32A-TG-M32 H32A-TG-M40 | T1329320121-000 T1329320129-000 T1329320136-000 T1329320125-000 T1329320132-000 T1329320140-000 |
| Bulkhead mounted | | | | |
|   | | | H32A-AG | T1419320000-000 |
| Surface mounted: Side entry | | | | |
|   | 1 Side entry M25 M32 2 Side entry M25 M32 | PG21 PG29 PG21 PG29 | H32A-SGR-PG21 H32A-SGR-PG29 H32A-SGR-M25 H32A-SGR-M32 H32A-SGR-2PG21 H32A-SGR-2PG29 H32A-SGR-2M25 H32A-SGR-2M32 | T1449320121-000 T1449320129-000 T1449320125-000 T1449320132-000 T1449320221-000 T1449320229-000 T1449320225-000 T1449320232-000 |

HA.48 contact inserts

SCREW TERMINAL, SPRING CLAMP TERMINAL,
CRIMP TERMINAL FOR SCREW MACHINED HE/HA CRIMP CONTACT

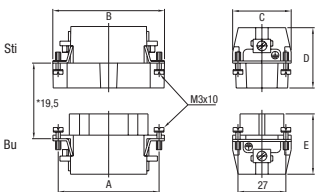
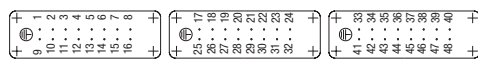
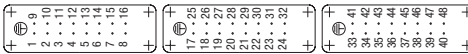
250V 16A

(3x16) 48+ Ⓢ

| Description | | Type | Part Number | |
|---|---------------|---|---|---|
| Male insert | Female insert | | Male insert | Female insert |
| Screw terminal | | | | |
|  | | HA.16.Sti.S.B 1-16 HA.16.Sti.S.B 17-32 HA.16.Sti.S.B 33-48 | 1-1103416-1 1-1103416-7 1-1103416-8 | |
| | | HA.16.Bu.S.B 1-16 HA.16.Bu.S.B 17-32 HA.16.Bu.S.B 33-48 | | 1-1103417-1 1-1103417-7 1-1103417-8 |
| Spring Clamp terminal | | | | |
|  | | HA.16.Sti.SC.B 1-16 HA.16.Sti.SC.B 17-32 HA.16.Sti.SC.B 33-48 | 7-1103416-1 7-1103416-7 7-1103416-8 | |
| | | HA.16.Bu.SC.B 1-16 HA.16.Bu.SC.B 17-32 HA.16.Bu.SC.B 33-48 | | 7-1103417-1 7-1103417-7 7-1103417-8 |
| Crimp terminal | | | | |
|  | | HA.16.Sti.C.B 1-16 HA.16.Sti.C.B 17-32 HA.16.Sti.C.B 33-48 | 2-1103416-3 2-1103416-7 2-1103416-8 | |
| | | HA.16.Bu.C.B 1-16 HA.16.Bu.C.B 17-32 HA.16.Bu.C.B 33-48 | | 2-1103417-3 2-1103417-7 2-1103417-8 |

| Dimensions | A | B | C | D | E |
|------------|------|------|----|----|----|
| mm | 77.5 | 83.5 | 33 | 34 | 35 |

Suitable crimp contacts and crimping tools: see page 48


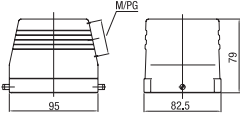

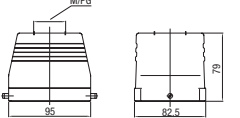

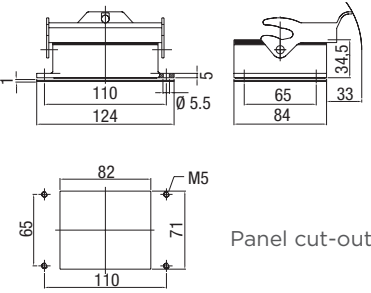

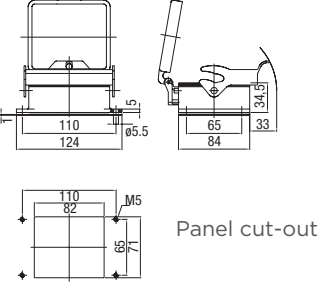
| Dimensions (mm) | Contact arrangement | |
|---|---|--|
| | Male insert | Female insert |
|  |  |  |

HA.48 housings

POWDER-COATED, SILVER-GREY

Side clip at housing bottom

IP 65


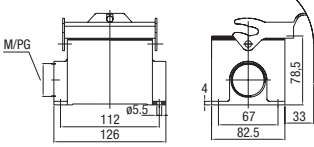

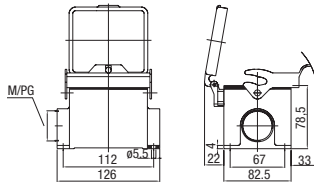
| Description | Metr. | PG | Type | Part Number |
|---|-------|----|---|----------------------------|
| Hood: Side entry, Standard construction | | | | |
|   | M32 | 29 | HA.48.STS-GR.1.29.G HA.48.STS-GR.1.M32.G | 1-1102172-7 0-1102877-1 |
| Hood: Top entry, Standard construction | | | | |
|   | M32 | 29 | HA.48.STO-GR.1.29.G HA.48.STO-GR.1.M32.G | 1-1102175-7 0-1102877-2 |
| Surface mounted housing: Bottom entry | | | | |
|   | | | HA.48.AG-LB | 1-1102176-2 |
| Surface mounted housing with covers: Bottom entry | | | | |
|   | | | HA.48.AGD-LB | 1-1102177-2 |

HA.48 housings

POWDER-COATED, SILVER-GREY

Side clip at housing bottom

IP 65

| Description | Metr. | PG | Type | Part Number |
|---|--------------|------------|--|--|
| Surface mounted housing: Side entry, Standard construction | | | | |
|   | | 29 2x29 | HA.48.SG-LB.1.29.Z HA.48.SG-LB.2.29.Z | 1-1102179-2 1-1102181-2 |
| Surface mounted housing: Side entry, Standard construction | | | | |
|   | M32 2xM32 | 29 2x29 | HA.48.SGD-LB.1.29.Z HA.48.SGD-LB.2.29.Z HA.48.SGD-LB.1.M32.G HA.48.SGD-LB.2.M32.G | 1-1102183-2 1-1102185-2 0-1102879-1 0-1102879-2 |

HA.64 contact inserts

SCREW TERMINAL, SPRING CLAMP TERMINAL,
CRIMP TERMINAL FOR SCREW MACHINED HE CRIMP CONTACTS

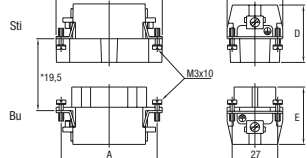
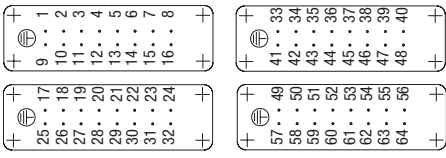
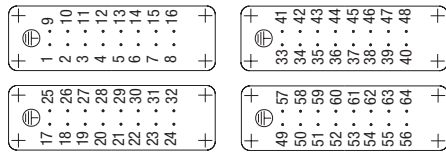
250V 16A

(4x16) 64+ Ⓢ

| Description | | Type | Part Number | |
|---|---------------|----------------------|-------------|---------------|
| Male insert | Female insert | | Male insert | Female insert |
| Screw terminal | | | | |
|  | | HA.16.Sti.S.B 1-16 | 1-1103416-1 | |
| | | HA.16.Sti.S.B 17-32 | 1-1103416-7 | |
| | | HA.16.Sti.S.B 33-48 | 1-1103416-8 | |
| | | HA.16.Sti.S.B 49-64 | 1-1103416-9 | |
| | | HA.16.Bu.S.B 1-16 | | 1-1103417-1 |
| | | HA.16.Bu.S.B 17-32 | | 1-1103417-7 |
| | | HA.16.Bu.S.B 33-48 | | 1-1103417-8 |
| | | HA.16.Bu.S.B 49-64 | | 1-1103417-9 |
| Spring Clamp terminal | | | | |
|  | | HA.16.Sti.SC.B 1-16 | 7-1103416-1 | |
| | | HA.16.Sti.SC.B 17-32 | 7-1103416-7 | |
| | | HA.16.Sti.SC.B 33-48 | 7-1103416-8 | |
| | | HA.16.Sti.SC.B 49-64 | 7-1103416-9 | |
| | | HA.16.Bu.SC.B 1-16 | | 7-1103417-1 |
| | | HA.16.Bu.SC.B 17-32 | | 7-1103417-7 |
| | | HA.16.Bu.SC.B 33-48 | | 7-1103417-8 |
| | | HA.16.Bu.SC.B 49-64 | | 7-1103417-9 |
| Crimp terminal | | | | |
|  | | HA.16.Sti.C.B 1-16 | 2-1103416-3 | |
| | | HA.16.Sti.C.B 17-32 | 2-1103416-7 | |
| | | HA.16.Sti.C.B 33-48 | 2-1103416-8 | |
| | | HA.16.Sti.C.B 49-64 | 2-1103416-9 | |
| | | HA.16.Bu.C.B 1-16 | | 2-1103417-3 |
| | | HA.16.Bu.C.B 17-32 | | 2-1103417-7 |
| | | HA.16.Bu.C.B 33-48 | | 2-1103417-8 |
| | | HA.16.Bu.C.B 49-64 | | 2-1103417-9 |

| Dimensions | A | B | C | D | E |
|------------|------|------|----|----|----|
| mm | 77.5 | 83.5 | 33 | 34 | 35 |

Suitable crimp contacts and crimping tools: see page 48


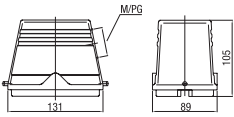

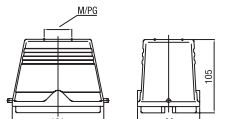

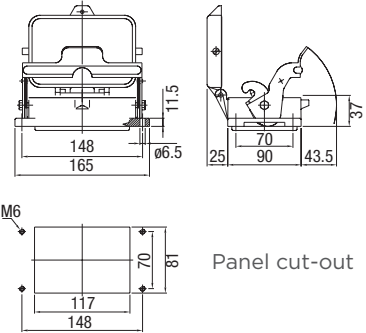

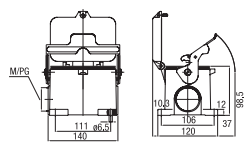
| Dimensions (mm) | Contact arrangement | |
|---|---|---|
| | Male insert | Female insert |
|  |  |  |

HA.64 housings

POWDER-COATED, SILVER-GREY

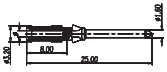

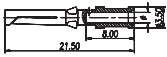

Side clip at housing bottom

IP 65





| Description | Metr. | PG | Type | Part Number |
|---|-------|------|----------------------|-------------|
| Hood: Side entry, Standard construction | | | | |
|   | M50 | 29 | HA.64.STS-GR.1.29.G | 1-1102002-7 |
| | | 36 | HA.64.STS-GR.1.36.G | 1-1102005-7 |
| | | 42 | HA.64.STS-GR.1.42.G | 1-1102008-7 |
| | | | HA.64.STS-GR.1.M50.G | 0-1106480-2 |
| Hood: Top entry, Standard construction | | | | |
|   | M50 | 29 | HA.64.STO-GR.1.29.G | 1-1102027-7 |
| | | 36 | HA.64.STO-GR.1.36.G | 1-1102030-7 |
| | | 42 | HA.64.STO-GR.1.42.G | 1-1102033-7 |
| | | | HA.64.STO-GR.1.M50.G | 0-1106480-1 |
| Surface mounted housing: Bottom entry, Standard construction | | | | |
|   | | | HA.64.AGD-LB | 1-1102009-2 |
| Surface mounted housing: Side entry, Standard construction | | | | |
|   | 2xM40 | 29 | HA.64.SGD-LB.1.29.Z | 1-1102011-2 |
| | | 2x29 | HA.64.SGD-LB.2.29.Z | 1-1102013-2 |
| | | 36 | HA.64.SGD-LB.1.36.Z | 1-1102015-2 |
| | | 2x36 | HA.64.SGD-LB.2.36.Z | 1-1102017-2 |
| | | | HA.64.SGD-LB.2.M40.Z | 0-1106479-1 |

Crimp contacts HN.D series

10A Contact

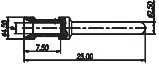



| Tech data Material: copper alloy Contact resistance: $\leq 3m\Omega$ Terminal: crimp connection CDM/Male | 10A Male crimp contacts  | Wire gauge | | Strip- ping length mm | Crimp contacts, silver-plated | | Crimp contacts, gold-plated | |
|---|---|-----------------|-------|--------------------------------|-------------------------------|-----------------|-----------------------------|-----------------|
| | | mm ² | AWG | | Type | Part Number | Type | Part Number |
|  | | 0.14-0.37 | 26-22 | 8.0 | CDM-0.14 | T2020001002-000 | DDM-0.14 | T2020011002-000 |
| | | 0.5 | 20 | 8.0 | CDM-0.5 | T2020001005-000 | DDM-0.5 | T2020011005-000 |
| | | 0.75 | 18 | 8.0 | CDM-0.75 | T2020001008-000 | DDM-0.75 | T2020011008-000 |
| | | 1.0 | 18 | 8.0 | CDM-1.0 | T2020001010-000 | DDM-1.0 | T2020011010-000 |
| | | 1.5 | 16 | 8.0 | CDM-1.5 | T2020001015-000 | DDM-1.5 | T2020011015-000 |
| | | 2.5 | 14 | 6.0 | CDM-2.5 | T2020001025-000 | DDM-2.5 | T2020011025-000 |
| CDF/Female | 10A Female crimp contacts  | 0.14-0.37 | 26-22 | 8.0 | CDF-0.14 | T2020002002-000 | DDF-0.14 | T2020012002-000 |
|  | | 0.5 | 20 | 8.0 | CDF-0.5 | T2020002005-000 | DDF-0.5 | T2020012005-000 |
| | | 0.75 | 18 | 8.0 | CDF-0.75 | T2020002008-000 | DDF-0.75 | T2020012008-000 |
| | | 1.0 | 18 | 8.0 | CDF-1.0 | T2020002010-000 | DDF-1.0 | T2020012010-000 |
| | | 1.5 | 16 | 8.0 | CDF-1.5 | T2020002015-000 | DDF-1.5 | T2020012015-000 |
| | | 2.5 | 14 | 6.0 | CDF-2.5 | T2020002025-000 | DDF-2.5 | T2020012025-000 |

Crimping tools HN.D series





| Description | | Type | Part Number |
|--|---|-----------------|-----------------|
| Crimp tool Wire range: 0.5-4.0mm ² Suitable for CDM/CDF and CEM/CEF contacts |  | CRIMPBOX-0.5/4 | T3100000001-000 |
| Crimp tool Wire range: 0.14-4.0mm ² Suitable for CDM/CDF and CEM/CEF contacts with locator and die |  | RSZ.HE-HN.D-HVT | 1-1105851-8 |
| Removal tools Used for CDM/CDF contact series |  | REMOV-HD | T3100000003-000 |
| M3 screw driver Used for HA/HE inserts |  | SCREWD-M3 | T3100000009-000 |

Crimp contacts HE/HA series

16A Contact


| Tech data Material: copper alloy Contact resistance: $\leq 1\text{m}\Omega$ Terminal: crimp connection CEM/Male | 16A Male crimp contacts  | Wire gauge | | Strip- ping length mm | Crimp contacts, silver-plated | | Crimp contacts, gold-plated | |
|--|---|-----------------|---|--------------------------------|-------------------------------|-----------------|-----------------------------|-----------------|
| | | mm ² | AWG | | Type | Part Number | Type | Part Number |
|  | | 0.14-0.37 | 26-22 | 7.5 | CEM-0.3 | T2030001002-000 | DEM-0.3 | T2030011002-000 |
| | | 0.5 | 20 | 7.5 | CEM-0.5 | T2030001005-000 | DEM-0.5 | T2030011005-000 |
| | | 0.75 | 18 | 7.5 | CEM-0.75 | T2030001008-000 | DEM-0.75 | T2030011008-000 |
| | | 1.0 | 18 | 7.5 | CEM-1.0 | T2030001010-000 | DEM-1.0 | T2030011010-000 |
| | | 1.5 | 16 | 7.5 | CEM-1.5 | T2030001015-000 | DEM-1.5 | T2030011015-000 |
| | | 2.5 | 14 | 7.5 | CEM-2.5 | T2030001025-000 | DEM-2.5 | T2030011025-000 |
| | | 4.0 | 12 | 7.5 | CEM-4.0 | T2030001040-000 | DEM-4.0 | T2030011040-000 |
| | | CEF/Female | 16A Female crimp contacts  | 0.14-0.37 | 26-22 | 7.5 | CEF-0.3 | T2030002002-000 |
|  | | 0.5 | 20 | 7.5 | CEF-0.5 | T2030002005-000 | DEF-0.5 | T2030012005-000 |
| | | 0.75 | 18 | 7.5 | CEF-0.75 | T2030002008-000 | DEF-0.75 | T2030012008-000 |
| | | 1.0 | 18 | 7.5 | CEF-1.0 | T2030002010-000 | DEF-1.0 | T2030012010-000 |
| | | 1.5 | 16 | 7.5 | CEF-1.5 | T2030002015-000 | DEF-1.5 | T2030012015-000 |
| | | 2.5 | 14 | 7.5 | CEF-2.5 | T2030002025-000 | DEF-2.5 | T2030012025-000 |
| | | 4.0 | 12 | 7.5 | CEF-4.0 | T2030002040-000 | DEF-4.0 | T2030012040-000 |

Crimping tools HE/HA series

| Description | | Type | Part Number |
|--|---|-----------------|-----------------|
| Crimp tool Wire range: 0.5-4.0mm ² Suitable for CDM/CDF and CEM/CEF contacts |  | CRIMPBOX-0.5/4 | T3100000001-000 |
| Crimp tool Wire range: 0.14-4.0mm ² Suitable for CDM/CDF and CEM/CEF contacts with locator and die |  | RSZ.HE-HN.D-HVT | 1-1105851-8 |
| Removal tools Used for CEM/CEF contact series |  | REMOV-HEE | T3100000002-000 |
| M3 screw driver Used for HA/HE inserts |  | SCREWD-M3 | T3100000009-000 |

Notes

HD, HDD Series



1. Specifications

DIN VDE 0110 Concerning clearance and creepage distances

DIN VDE 0627 Connectors and plug devices

2. Standards

DIN EN 175 301-801

DIN EN 61984

3. Approvals



HD technical characteristics

| | |
|--------------------------|---------------------------|
| Specifications | DIN VDE 0627 |
| | DIN VDE 0110 |
| Standards | DIN 43 652 |
| | CECC 75 301-801 |
| Number of contacts | 7,8,15,25,40,50(2x25),64, |
| | 80(2x40),128(2x64) + PE |

INSERTS

| | |
|--|-------------------------------|
| Working current | 10A max |
| (See current carrying capacity) | |
| Working voltage | (8D is 50V) |
| | 250V, Insulation group C |
| Test voltage urms | 4KV(8D is 0.8KV) |
| Pollution degree | 2 |
| Insulation resistance | $\geq 10^{10}\Omega$ |
| Material | Polycarbonate or Polybutylece |
| Temperature range | -40°C... +100°C/125°C |
| Flammability acc. to UL94 | V0 |
| Working voltage acc. to UL/CSA..... | 600V |
| Mechanical working life-mating cycles..... | ≥ 500 |

CONTACTS

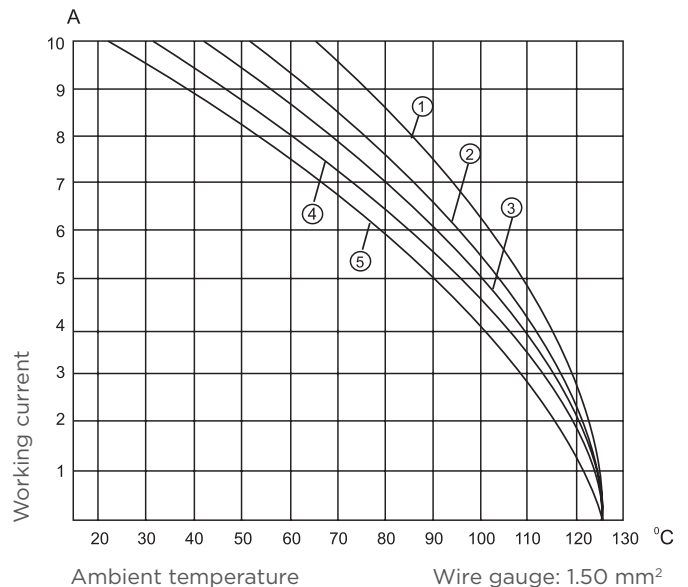
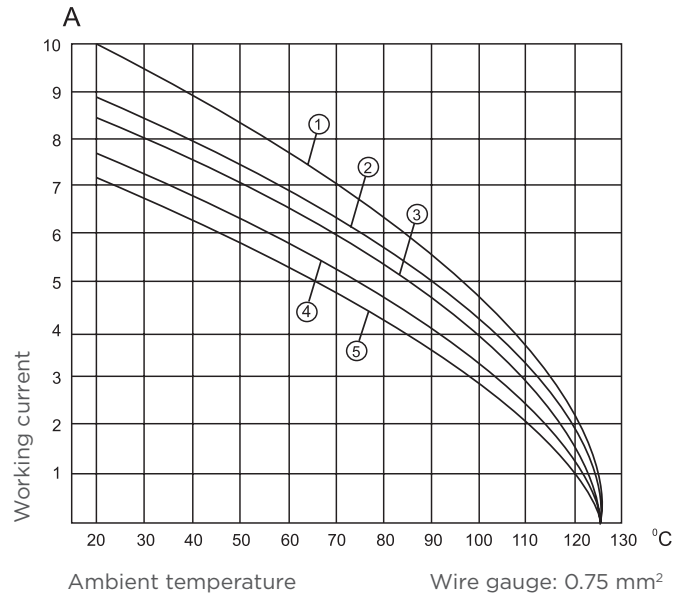
| | |
|--------------------------|-------------------------|
| Material | Copper alloy |
| Surface | Hard silver-plated |
| | Hard gold-plated |
| Contact resistance | $\leq 3m\Omega$ |
| Terminal | Crimp terminal |
| | Rolled terminal |
| - mm ² | 0.15-2.5mm ² |
| - AWG | 26-14 |

HOODS/HOUSINGS

| | |
|--|------------------------------------|
| Material | Die cast aluminium |
| Surface | Powder-coated (RAL 7037) |
| Locking element..... | Stainless steel, steel-zinc plated |
| Temperature range | -40°C... +125°C |
| Degree of protection acc. to DIN40 050 | IP65 |

CURRENT CARRYING CAPACITY

The current carrying is limited by maximum temperature of materials for inserts and contacts including terminals. Control and test procedures according to DIN IEC 60512-3.



- 1 HD-007
- 2 HD-015
- 3 HD-025
- 4 HD-040
- 5 HD-064

HDD technical characteristics

| | |
|--------------------------|-----------------------|
| Specifications | DIN EN 60 664-1 |
| | DIN EN 61 984 |
| Number of contacts | 16,24,42,72,84(2x42), |
| | 144(2x72) + PE |

INSERTS

| | |
|--|--------------------------|
| Working current | 10A max |
| (See current carrying capacity) | |
| Working voltage | 250V, Insulation group C |
| Test voltage urms | 2.5KV |
| Pollution degree | 2 |
| Insulation resistance | $\geq 10^{10}\Omega$ |
| Material | Polycarbonate |
| Temperature range | -40°C... +100°C/125°C |
| Flammability acc. to UL94 | V0 |
| Working voltage acc. to UL/CSA..... | 500V |
| Mechanical working life-mating cycles..... | ≥ 500 |

CONTACTS

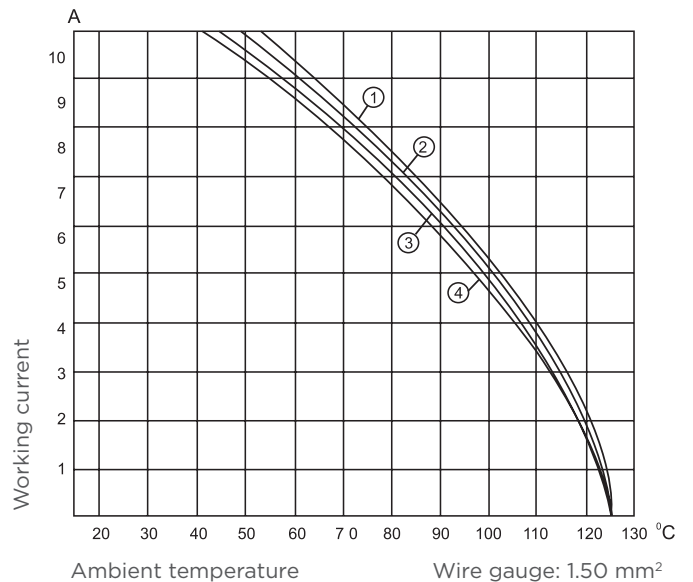
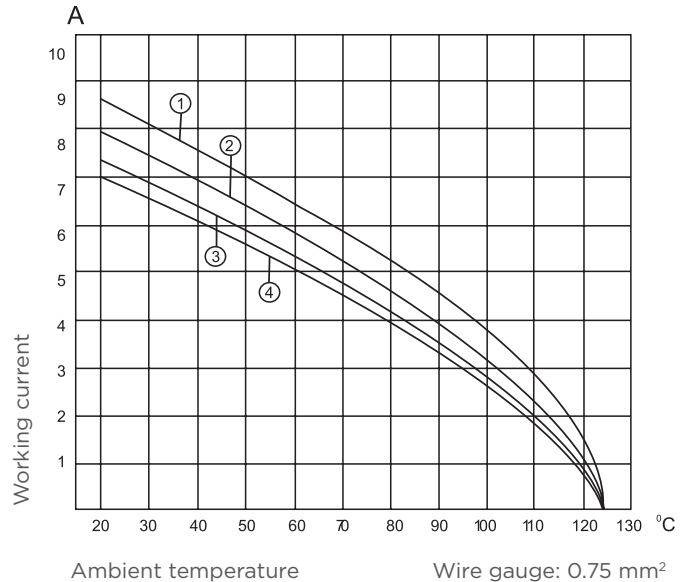
| | |
|--------------------------|-------------------------|
| Material | Copper alloy |
| Surface | Hard silver-plated |
| | Hard gold-plated |
| Contact resistance | $\leq 3m\Omega$ |
| Terminal | Crimp terminal |
| | Rolled terminal |
| - mm ² | 0.14-2.5mm ² |
| - AWG | 26-14 |

HOODS/HOUSINGS

| | |
|--|------------------------------------|
| Material | Die cast aluminium |
| Surface | Powder-coated (RAL 7037) |
| Locking element..... | Stainless steel, steel-zinc plated |
| Temperature range | -40°C... +125°C |
| Degree of protection acc. to DIN40 050 | IP65 |

CURRENT CARRYING CAPACITY

The current carrying is limited by maximum temperature of materials for inserts and contacts including terminals. Control and test procedures according to DIN IEC 60512-3.



- 1 HDD-024
- 2 HDD-042
- 3 HDD-072
- 4 HDD-108

HD, HDD series

MODIFIED CONTACT ARRANGEMENT

The connector series HDD and HD equipped with all contacts may be used for voltages up to 250V-insulation group C. A modified contact loading arrangement permits use up to 500V-also in insulation group C.

| | Contact arrangement view from termination side | | | | |
|--|--|-----------------|--------------|---------------|--------------|
| | Working contact | Without contact | Male insert | Female insert | |
| Series HDD 380V-Insulation group C | <p>12 + </p> | <p>21 + </p> | <p>34 + </p> | <p>52 + </p> | |
| 500V-Insulation group C | <p>5 + </p> | <p>11 + </p> | <p>17 + </p> | <p>26 + </p> | |
| Series HD 500V - Pollution degree 3 | <p>3 + </p> | <p>7 + </p> | <p>11 + </p> | <p>20 + </p> | <p>32 + </p> |


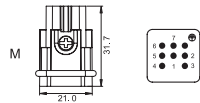
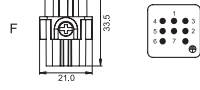

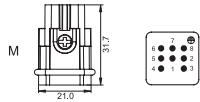
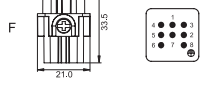
HD-007/008 inserts

INSERTS FOR H3A HOOD/HOUSING


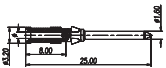

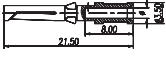
250V/50V 10A

7+ (⊕)

8

| Dimensions (mm) | Contact arrangement view from termination side | Part Number | | Type |
|---|---|-----------------|---------------|----------|
| | | Male insert | Female insert | |
| 250V/10A  | M  | T2020072101-000 | | HD-007-M |
| | F  | | | |
| 50V/10A  | M  | T2020082101-000 | | HD-008-M |
| | F  | | | |

10A Contact

| Tech data Material: copper alloy Contact resistance: $\leq 3m\Omega$ Terminal: crimp connection CDM/Male  | 10A Male crimp contacts  | Wire gauge | | Strip-ping length | Crimp contacts, silver-plated | | Crimp contacts, gold-plated | |
|--|--|-----------------|-------|-------------------|-------------------------------|-----------------|-----------------------------|-----------------|
| | | mm ² | AWG | | mm | Type | Part Number | Type |
| | | 0.14-0.37 | 26-22 | 8.0 | CDM-0.14 | T2020001002-000 | DDM-0.14 | T2020011002-000 |
| | | 0.5 | 20 | 8.0 | CDM-0.5 | T2020001005-000 | DDM-0.5 | T2020011005-000 |
| | | 0.75 | 18 | 8.0 | CDM-0.75 | T2020001008-000 | DDM-0.75 | T2020011008-000 |
| | | 1.0 | 18 | 8.0 | CDM-1.0 | T2020001010-000 | DDM-1.0 | T2020011010-000 |
| | | 1.5 | 16 | 8.0 | CDM-1.5 | T2020001015-000 | DDM-1.5 | T2020011015-000 |
| | | 2.5 | 14 | 6.0 | CDM-2.5 | T2020001025-000 | DDM-2.5 | T2020011025-000 |
| CDF/Female  | 10A Female crimp contacts  | 0.14-0.37 | 26-22 | 8.0 | CDF-0.14 | T2020002002-000 | DDF-0.14 | T2020012002-000 |
| | | 0.5 | 20 | 8.0 | CDF-0.5 | T2020002005-000 | DDF-0.5 | T2020012005-000 |
| | | 0.75 | 18 | 8.0 | CDF-0.75 | T2020002008-000 | DDF-0.75 | T2020012008-000 |
| | | 1.0 | 18 | 8.0 | CDF-1.0 | T2020002010-000 | DDF-1.0 | T2020012010-000 |
| | | 1.5 | 16 | 8.0 | CDF-1.5 | T2020002015-000 | DDF-1.5 | T2020012015-000 |
| | | 2.5 | 14 | 6.0 | CDF-2.5 | T2020002025-000 | DDF-2.5 | T2020012025-000 |

H3A metal hoods/housings

POWDER-COATED, RAL 7037

| Dimensions (mm) | | Metr. | PG | Type | Part Number |
|---|---|---|------|--|---|
| Top entry | | | | | |
|  |  | M20 | PG11 | H3A-MTG-PG11 H3A-MTG-M20 | T1329030111-000 T1329030120-000 |
| Side entry | | | | | |
|  |  | M20 | PG11 | H3A-MTS-PG11 H3A-MTS-M20 | T1319030111-000 T1319030120-000 |
| Bulkhead mounting: Bottom entry | | | | | |
|  |  | | | H3A-MAG | T1509030000-000 |
| Bulkhead mounting: Side entry | | | | | |
|  |  | | | H3A-MAGS | T1549030000-000 |
| Surface mounting: Side entry | | | | | |
|  |  | M16 M20 | PG11 | H3A-MAGSV-PG11 H3A-MAGSV-M16 H3A-MAGSV-M20 | T1619030111-000 T1619030116-000 T1619030120-000 |
| Cable-to-cable hood: | | | | | |
|  |  | M20 | PG11 | H3A-MTGVB-PG11 H3A-MTGVB-M20 | T1739030111-000 T1739030120-000 |
| Protection covers for hoods (thermoplastic) | | | | | |
|  | Note: For mounted male insert and hood |  | | | H3A-KDTP T1010031100-000 |
| Metal protection covers for hoods | | | | | |
|  | Note: For mounted female insert and hood |  | | | H3A-KDB T1010033100-000 |

H3A thermoplastic hoods/housings

THERMOPLASTIC HOODS, HOUSINGS

| Dimensions (mm) | | Metr. | PG | Type | Part Number | |
|---|---|---|------|---|---|------------------------------------|
| Top entry | | | | | | |
|  |  | M20 | PG11 | H3A-TG-PG11 H3A-TG-M20 | T1329031111-000 T1329031120-000 | |
| Side entry | | | | | | |
|  |  | M20 | PG11 | H3A-TS-PG11 H3A-TS-M20 | T1319031111-000 T1319031120-000 | |
| Bulkhead mounting: Bottom entry | | | | | | |
|  |  | | | H3A-AG | T1509031100-000 | |
| Bulkhead mounting: Side entry | | | | | | |
|  |  | | | H3A-AGS | T1509031111-000 | |
| Surface mounting: Side entry | | | | | | |
|  |  | M16 M20 | PG11 | H3A-AGSV-PG11 H3A-AGSV-M16 H3A-AGSV-M20 | T1619031111-000 T1619031116-000 T1619031120-000 | |
| Cable-to-cable hood: | | | | | | |
|  |  | M20 | PG11 | H3A-TGVB-PG11 H3A-TGVB-M20 | T1739031111-000 T1739031120-000 | |
| Protection covers for hoods (thermoplastic) | | | | | | |
|  | Note: For mounted male insert and hood |  | | | H3A-KDTP | T1010031100-000 |
| Protection covers for hoods | | | | | | |
|  | Note: For mounted female insert and hood |  | | | H3A-KDBP (White) H3A-KDBPG (Grey) | T1010032100-000 T1010032300-000 |
| White | Grey | | | | | |
| Covers without sealing type | | | | | | |
| | | | | H3A-KDBP (White) H3A-KDBP (Grey) | T1010033200-000 T1010032200-000 | |

HIP.3/4, HIP-K.3/4, EMV-K.3/4 housings


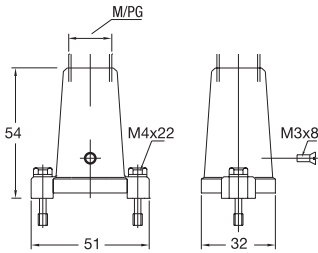

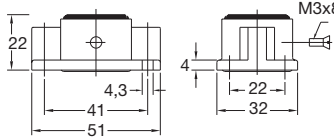

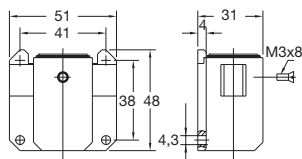
HIP: Pressure-tight, silver-grey

HIP-K: Housings corrosion-resistant, black, according to DIN IEC 68 T2-52 and ASTM B117-09 > 1000h

EMV-K: Protection against electro-magnetic interference, pressure-tight, housings corrosion-resistant, black

Screw lock on hood

IP 68 / IP 69 K

| Description | Metr. | PG | Type | Part Number | | |
|---|---|--|---|------------------------------|--|---|
| Hood: Top entry | | | | | | |
|  |  <p>M/PG 54 M4x22 51 32 M3x8</p> | 11 | HIP HIP.3/4.STO.1.11.G HIP.3/4.STO.1.M16.G | 1-1102600-5 0-1106408-1 | | |
| | | | M16 M20 | 11 | HIP-K HIP-K.3/4.STO.1.11.G HIP-K.3/4.STO.1.M16.G HIP-K.3/4.STO.1.M20.G | 2-1102600-5 0-1106408-2 0-1106408-3 |
| | | | | | M16 M20 | 11 |
| | Surface mounted housing: Bottom entry | | | | | |
| |  |  <p>22 4,3 41 51 M3x8 4 22 32</p> | | HIP HIP.3/4.AG | 1-1102603-5 | |
| | | | | HIP-K HIP-K.3/4.AG | 2-1102603-5 | |
| | | | | EMV-K EMV-K.3/4.AG | 4-1102703-5 | |
| | Surface mounted housing: Bottom entry (by panel cut-out) | | | | | |
| |  |  <p>51 41 38 48 4,3 31 M3x8 4</p> | | HIP HIP.3/4.SGF | 1-1102602-5 | |
| HIP-K HIP-K.3/4.SGF | | | | 2-1102602-5 | | |
| EMV-K EMV-K.3/4.SGF | | | | 4-1102702-5 | | |

HIP.3/4, HIP-K.3/4, EMV-K.3/4 housings


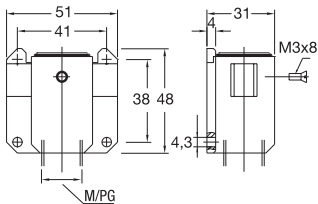

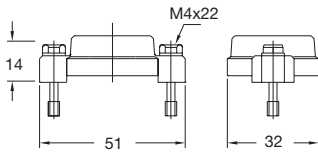
HIP: Pressure-tight, silver-grey

HIP-K: Housings corrosion-resistant, black, according to DIN IEC 68 T2-52 and ASTM B117-09 > 1000h

EMV-K: Protection against electro-magnetic interference, pressure-tight, housings corrosion-resistant, black

Screw lock on hood

IP 68 / IP 69 K


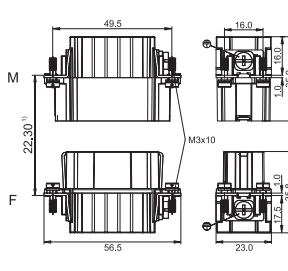
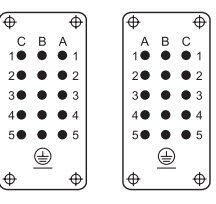
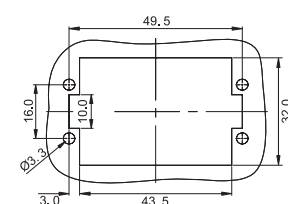
| Description | Metr. | PG | Type | Part Number |
|---|---|--|---|---|
| Surface mounted housing: Side entry | | | | |
|  |  | M16 M20 | HIP | 1-1102601-5 0-1106407-1 0-1106401-4 |
| | | | HIP.3/4.SG.1.11.G | |
| | | | HIP.3/4.SG.1.M16.G HIP.3/4.SG.1.M20.G | |
| | M16 | PG11 | HIP-K | 2-1102601-5 0-1106407-2 |
| | | | HIP-K.3/4.SG.1.11.G | |
| | | | HIP-K.3/4.SG.1.M16.G | |
| M16 M20 | PG11 | EMV-K | 4-1102701-5 0-1106401-2 0-1106401-3 | |
| | | EMV-K.3/4.SG.1.11.G | | |
| | | EMV-K.3/4.SG.1.M16.G EMV-K.3/4.SG.1.M20.G | | |
| Protective covers for housings | | | | |
|  |  | | HIP/EMV | 3-1106200-5 |
| | | | HIP/EMV.3/4.SKB | |
| | | | HIP-K/EMV-K | 4-1106200-5 |
| | | | HIP-K/EMV-K.3/4.SKB | |

HD-015 inserts


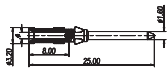

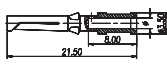
INSERTS FOR H10A HOOD/HOUSING

250V 10A

15+⊕ (machined contacts)

| Dimensions (mm) | | Type | Part Number | |
|--|--|----------|-----------------|-----------------|
| | | | Male insert | Female insert |
| Crimp terminal (order crimp contacts separately) | | | | |
|  |  | HD-015-M | T2020152101-000 | |
| | | HD-015-F | | T2020152201-000 |
| Contact arrangement view from termination side | Panel cut out for inserts for use without hoods/housings | | | |
|  |  | | | |

10A Contact


| Tech data | 10A Male crimp contacts | Wire gauge | | Strip-ping length | Crimp contacts, silver-plated | | Crimp contacts, gold-plated | |
|--|---|---|---|-------------------|-------------------------------|-----------------|-----------------------------|-----------------|
| | | mm ² | AWG | | Type | Part Number | Type | Part Number |
| Material: copper alloy Contact resistance: ≤3mΩ Terminal: crimp connection CDM/Male  |  | 0.14-0.37 | 26-22 | 8.0 | CDM-0.14 | T2020001002-000 | DDM-0.14 | T2020011002-000 |
| | | 0.5 | 20 | 8.0 | CDM-0.5 | T2020001005-000 | DDM-0.5 | T2020011005-000 |
| | | 0.75 | 18 | 8.0 | CDM-0.75 | T2020001008-000 | DDM-0.75 | T2020011008-000 |
| | | 1.0 | 18 | 8.0 | CDM-1.0 | T2020001010-000 | DDM-1.0 | T2020011010-000 |
| | | 1.5 | 16 | 8.0 | CDM-1.5 | T2020001015-000 | DDM-1.5 | T2020011015-000 |
| | | 2.5 | 14 | 6.0 | CDM-2.5 | T2020001025-000 | DDM-2.5 | T2020011025-000 |
| | | CDF/Female  | 10A Female crimp contacts  | 0.14-0.37 | 26-22 | 8.0 | CDF-0.14 | T2020002002-000 |
| 0.5 | 20 | | | 8.0 | CDF-0.5 | T2020002005-000 | DDF-0.5 | T2020012005-000 |
| 0.75 | 18 | | | 8.0 | CDF-0.75 | T2020002008-000 | DDF-0.75 | T2020012008-000 |
| 1.0 | 18 | | | 8.0 | CDF-1.0 | T2020002010-000 | DDF-1.0 | T2020012010-000 |
| 1.5 | 16 | | | 8.0 | CDF-1.5 | T2020002015-000 | DDF-1.5 | T2020012015-000 |
| 2.5 | 14 | | | 6.0 | CDF-2.5 | T2020002025-000 | DDF-2.5 | T2020012025-000 |

HD-015 inserts

INSERTS FOR H10A HOOD/HOUSING

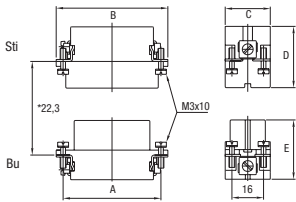
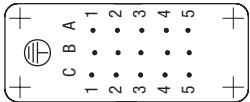
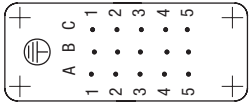
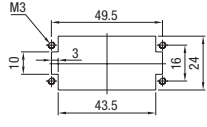
250V 10A

15+⊕ (stamped and formed contacts)

| Description | | Type | Part Number | |
|---|---------------|-------------|-------------|---------------|
| Male insert | Female insert | | Male insert | Female insert |
| Crimp terminal | | | | |
|  | | HD.15.Sti.C | 2-1103004-3 | |
| | | HD.15.Bu.C | | 2-1103005-3 |

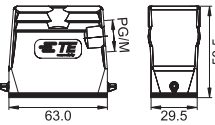

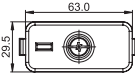





| Dimensions | A | B | C | D | E |
|------------|------|----|----|----|----|
| mm | 49.5 | 57 | 23 | 35 | 35 |

Suitable crimp contacts and crimping tools: see page 111

| Dimensions (mm) | Contact arrangement | | Panel cut-out |
|---|---|--|---|
| | Male insert | Female insert | |
|  |  |  |  |

H10A metal hoods/housings

POWDER-COATED, RAL 7037


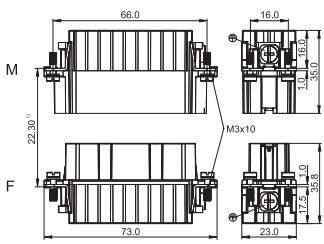
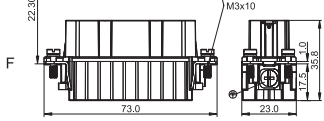

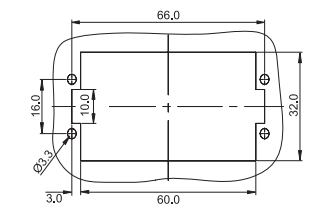
| Dimensions (mm) | | Metr. | PG | Type | Part Number | | | | | | | |
|---|--|---|------------------------------|--|--|------|-------|------|---|--------------|---|---|
| Hood: Side entry | | | | | | | | | | | | |
|  |  | M20 M25 | PG16 PG21 | H10A-TS-PG16 H10A-TS-PG21 H10A-TS-M20 H10A-TS-M25 | T1319100116-000 T1319100121-000 T1319100120-000 T1319100125-000 | | | | | | | |
| Hood: Top entry | | | | | | | | | | | | |
|  |  | M20 M25 | PG16 PG21 | H10A-TG-PG16 H10A-TG-PG21 H10A-TG-M20 H10A-TG-M25 | T1329100116-000 T1329100121-000 T1329100120-000 T1329100125-000 | | | | | | | |
| Protection covers for hoods | | | | | | | | | | | | |
|  | 63.0 29.5 | With plastic rope | | H10A-KDT | T1019101101-000 T1019101201-000 | | | | | | | |
| Bulkhead mounted | | | | | | | | | | | | |
|  |  | | | H10A-AGS H10A-ADMS | T1509101000-000 T1519101000-000 | | | | | | | |
|  | With protection cover  | | | H10A-ADMS | T1519101000-000 | | | | | | | |
| Surface mounted: Side entry | | | | | | | | | | | | |
|  |  | 1 Side entry M20 M25 2 Side entry M20 M25 | PG16 PG21 PG16 PG21 | H10A-SGRS-PG16 H10A-SGRS-PG21 H10A-SGRS-M20 H10A-SGRS-M25 H10A-SGRS-2PG16 H10A-SGRS-2PG21 H10A-SGRS-2M20 H10A-SGRS-2M25 | T1619101116-000 T1619101121-000 T1619101120-000 T1619101125-000 T1619101216-000 T1619101221-000 T1619101220-000 T1619101225-000 | | | | | | | |
|  | With protection cover  | 1 Side entry M20 M25 2 Side entry M20 M25 | PG16 PG21 PG16 PG21 | H10A-SDRMS-PG16 H10A-SDRMS-PG21 H10A-SDRMS-M20 H10A-SDRMS-M25 H10A-SDRMS-2PG16 H10A-SDRMS-2PG21 H10A-SDRMS-2M20 H10A-SDRMS-2M25 | T1629101116-000 T1629101121-000 T1629101120-000 T1629101125-000 T1629101216-000 T1629101221-000 T1629101220-000 T1629101225-000 | | | | | | | |
| Cable-to-cable hood | | | | | | | | | | | | |
|  | <table border="1"> <tr> <td>Construction</td> <td>H</td> <td rowspan="3"></td> </tr> <tr> <td>Low</td> <td>52.6</td> </tr> <tr> <td>Hight</td> <td>66.6</td> </tr> </table> | Construction | H |  | Low | 52.6 | Hight | 66.6 | Low construction High construction M20 M25 M25 | PG16 PG21 | H10A-TBFS-PG16 H10A-TBFS-M20 H10A-TBFS-M25 H10A-TBFHS-PG21 H10A-TBFHS-M25 | T1739101116-000 T1739101120-000 T1739101125-000 T1779101121-000 T1779101125-000 |
| Construction | H |  | | | | | | | | | | |
| Low | 52.6 | | | | | | | | | | | |
| Hight | 66.6 | | | | | | | | | | | |

HD-025 inserts


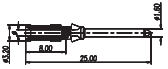

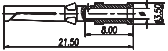
INSERTS FOR H16A HOOD/HOUSING

250V 10A

25+ Ⓢ (machined contacts)

| Dimensions (mm) | Type | Part Number | |
|--|--|-------------|-----------------|
| | | Male insert | Female insert |
| Crimp terminal (order crimp contacts separately) | | | |
|  |  | HD-025-M | T2020252101-000 |
| |  | HD-025-F | T2020252201-000 |
| Contact arrangement view from termination side  | Panel cut out for inserts for use without hoods/housings  | | |

10A Contact



| Tech data | 10A Male crimp contacts | Wire gauge | | Strip-ping length | Crimp contacts, silver-plated | | Crimp contacts, gold-plated | |
|---|---|-----------------|-------|-------------------|-------------------------------|-----------------|-----------------------------|-----------------|
| | | mm ² | AWG | | Type | Part Number | Type | Part Number |
| Material: copper alloy Contact resistance: ≤3mΩ Terminal: crimp connection CDM/Male  |  | 0.14-0.37 | 26-22 | 8.0 | CDM-0.14 | T2020001002-000 | DDM-0.14 | T2020011002-000 |
| | | 0.5 | 20 | 8.0 | CDM-0.5 | T2020001005-000 | DDM-0.5 | T2020011005-000 |
| | | 0.75 | 18 | 8.0 | CDM-0.75 | T2020001008-000 | DDM-0.75 | T2020011008-000 |
| | | 1.0 | 18 | 8.0 | CDM-1.0 | T2020001010-000 | DDM-1.0 | T2020011010-000 |
| | | 1.5 | 16 | 8.0 | CDM-1.5 | T2020001015-000 | DDM-1.5 | T2020011015-000 |
| | | 2.5 | 14 | 6.0 | CDM-2.5 | T2020001025-000 | DDM-2.5 | T2020011025-000 |
| CDF/Female  |  | 0.14-0.37 | 26-22 | 8.0 | CDF-0.14 | T2020002002-000 | DDF-0.14 | T2020012002-000 |
| | | 0.5 | 20 | 8.0 | CDF-0.5 | T2020002005-000 | DDF-0.5 | T2020012005-000 |
| | | 0.75 | 18 | 8.0 | CDF-0.75 | T2020002008-000 | DDF-0.75 | T2020012008-000 |
| | | 1.0 | 18 | 8.0 | CDF-1.0 | T2020002010-000 | DDF-1.0 | T2020012010-000 |
| | | 1.5 | 16 | 8.0 | CDF-1.5 | T2020002015-000 | DDF-1.5 | T2020012015-000 |
| | | 2.5 | 14 | 6.0 | CDF-2.5 | T2020002025-000 | DDF-2.5 | T2020012025-000 |

HD-025 inserts

INSERTS FOR H16A HOOD/HOUSING

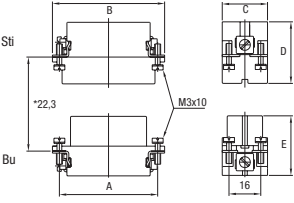
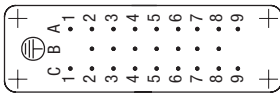
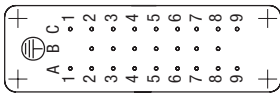
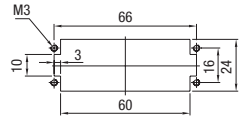
250V 10A

25+  (stamped and formed contacts)

| Description | | Type | Part Number | |
|---|---------------|-------------|-------------|---------------|
| Male insert | Female insert | | Male insert | Female insert |
| Crimp terminal (order crimp contacts separately) | | | | |
|  | | HD.25.Sti.C | 2-1103010-3 | |
|  | | HD.25.Bu.C | | 2-1103011-3 |






| Dimensions | A | B | C | D | E |
|------------|----|----|----|----|----|
| mm | 66 | 73 | 23 | 35 | 35 |

Suitable crimp contacts and crimping tools: see page 111

| Dimensions (mm) | Contact arrangement | | Panel cut-out |
|---|---|--|---|
| | Male insert | Female insert | |
|  |  |  |  |

H16A metal hoods/housings

POWDER-COATED, RAL 7037

| Dimensions (mm) | | Metr. | PG | Type | Part Number | | | | |
|---|--|-------------------|-------------------|--|--|--|---|-----|------|
| Hood: Side entry | | | | | | | | | |
|  | Low construction | M20 M25 | PG16 PG21 | H16A-TS-PG16 H16A-TS-PG21 H16A-TS-M20 H16A-TS-M25 | T1319160116-000 T1319160121-000 T1319160120-000 T1319160125-000 | | | | |
| | High construction | | | | | | | | |
| | | Low construction | High construction | | | | | | |
| Hood: Top entry | | | | | | | | | |
|  | Low construction | M20 M25 | PG16 PG21 | H16A-TG-PG16 H16A-TG-PG21 H16A-TG-M20 H16A-TG-M25 | T1329160116-000 T1329160121-000 T1329160120-000 T1329160125-000 | | | | |
| | High construction | | | | | | | | |
| | | Low construction | High construction | | | | | | |
| Protection covers for hoods | | | | | | | | | |
| | | with plastic rope | | H16A-KDT | T1019161101-000 T1019161201-000 | | | | |
| Bulkhead mounted | | | | | | | | | |
|  | | | | H16A-AGS | T1509161000-000 | | | | |
| | | | | | | | | | |
| Surface mounted: Side entry | | | | | | | | | |
|  | | | 1 Side entry | PG16 PG21 | H16A-SGRS-PG16 H16A-SGRS-PG21 H16A-SGRS-M20 H16A-SGRS-M25 H16A-SGRS-2PG16 H16A-SGRS-2PG21 H16A-SGRS-2M20 H16A-SGRS-2M25 | T1619161116-000 T1619161121-000 T1619161120-000 T1619161125-000 T1619161216-000 T1619161221-000 T1619161220-000 T1619161225-000 | | | |
| | | | 2 Side entry | PG16 PG21 | | | | | |
| Cable-to-cable hood | | | | | | | | | |
|  | | | Low construction | PG16 PG21 | H16A-TBFS-PG16 H16A-TBFS-M20 H16A-TBFS-M25 H16A-TBFHS-PG21 H16A-TBFHS-M25 | T1739161116-000 T1739161120-000 T1739161125-000 T1779161121-000 T1779161125-000 | | | |
| | <table border="1"> <thead> <tr> <th>Construction</th> <th>H</th> </tr> </thead> <tbody> <tr> <td>Low</td> <td>66.6</td> </tr> <tr> <td>High</td> <td>80.6</td> </tr> </tbody> </table> | | Construction | | | | H | Low | 66.6 |
| Construction | H | | | | | | | | |
| Low | 66.6 | | | | | | | | |
| High | 80.6 | | | | | | | | |


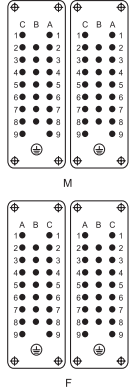




HD-050 inserts


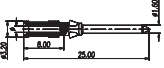

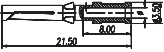
INSERTS FOR H32A HOOD/HOUSING

250V 10A

50 (2x25)+⊕ (Turning contacts)

| Dimensions (mm) | Contact arrangement view from termination side | Type | Part Number | |
|---|---|-----------------|-----------------|-----------------|
| | | | Male insert | Female insert |
| Crimp terminal (order crimp contacts separately) | | | | |
|  |  | HD-025-M(1-25) | T2020252101-000 | |
| | | HD-025-M(26-50) | T2020502101-000 | |
|  |  | HD-025-F(1-25) | | T2020252201-000 |
| | | HD-025-F(26-50) | | T2020502201-000 |

10A Contact





| Tech data Material: copper alloy Contact resistance: $\leq 3m\Omega$ Terminal: crimp connection CDM/Male  | 10A Male crimp contacts  | Wire gauge | | Strip- ping length | Crimp contacts, silver-plated | | Crimp contacts, gold-plated | |
|--|--|---|--|--------------------------|-------------------------------|-----------------|-----------------------------|-----------------|
| | | mm ² | AWG | | Type | Part Number | Type | Part Number |
| | | 0.14-0.37 | 26-22 | 8.0 | CDM-0.14 | T2020001002-000 | DDM-0.14 | T2020011002-000 |
| | | 0.5 | 20 | 8.0 | CDM-0.5 | T2020001005-000 | DDM-0.5 | T2020011005-000 |
| | | 0.75 | 18 | 8.0 | CDM-0.75 | T2020001008-000 | DDM-0.75 | T2020011008-000 |
| | | 1.0 | 18 | 8.0 | CDM-1.0 | T2020001010-000 | DDM-1.0 | T2020011010-000 |
| | | 1.5 | 16 | 8.0 | CDM-1.5 | T2020001015-000 | DDM-1.5 | T2020011015-000 |
| | | 2.5 | 14 | 6.0 | CDM-2.5 | T2020001025-000 | DDM-2.5 | T2020011025-000 |
| | | CDF/Female  | 10A Female crimp contacts  | 0.14-0.37 | 26-22 | 8.0 | CDF-0.14 | T2020002002-000 |
| 0.5 | 20 | | | 8.0 | CDF-0.5 | T2020002005-000 | DDF-0.5 | T2020012005-000 |
| 0.75 | 18 | | | 8.0 | CDF-0.75 | T2020002008-000 | DDF-0.75 | T2020012008-000 |
| 1.0 | 18 | | | 8.0 | CDF-1.0 | T2020002010-000 | DDF-1.0 | T2020012010-000 |
| 1.5 | 16 | | | 8.0 | CDF-1.5 | T2020002015-000 | DDF-1.5 | T2020012015-000 |
| 2.5 | 14 | | | 6.0 | CDF-2.5 | T2020002025-000 | DDF-2.5 | T2020012025-000 |

HD-050 inserts

INSERTS FOR H32A HOOD/HOUSING

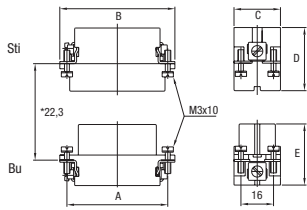
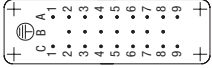

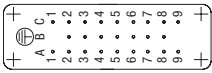
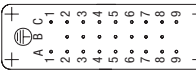
250V 10A

50 (2x25)+⊕ (stamped and formed contacts)

| Description | | Type | Part Number | |
|---|---------------|-------------|-------------|---------------|
| Male insert | Female insert | | Male insert | Female insert |
| Crimp terminal | | | | |
|   | | HD.25.Sti.C | 2-1103010-3 | |
|   | | HD.25.Bu.C | | 2-1103011-3 |


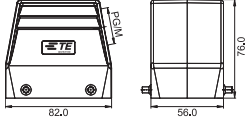

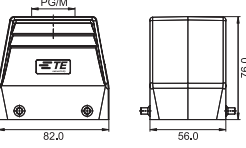

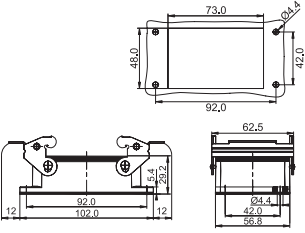

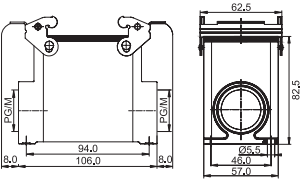
| Dimensions | A | B | C | D | E |
|------------|----|----|----|----|----|
| mm | 66 | 73 | 23 | 35 | 35 |

Suitable crimp contacts and crimping tools: see page 111

| Dimensions (mm) | Contact arrangement | |
|---|---|---|
| | Male insert | Female insert |
|  |   |   |

H32A metal hoods/housings

POWDER-COATED, RAL 7037


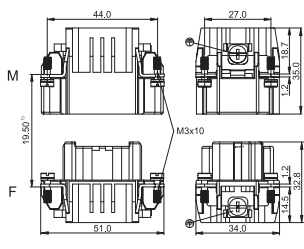
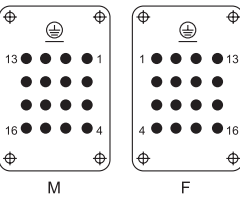
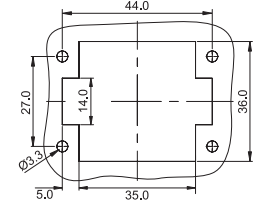
| Dimensions (mm) | Metr. | PG | Type | Part Number |
|---|--|----------------------------------|--|--|
| Hood: Side entry | | | | |
|   | M25 M32 M40 | PG21 PG29 PG36 | H32A-TS-PG21 H32A-TS-PG29 H32A-TS-PG36 H32A-TS-M25 H32A-TS-M32 H32A-TS-M40 | T1319320121-000 T1319320129-000 T1319320136-000 T1319320125-000 T1319320132-000 T1319320140-000 |
| Hood: Top entry | | | | |
|   | M25 M32 M40 | PG21 PG29 PG36 | H32A-TG-PG21 H32A-TG-PG29 H32A-TG-PG36 H32A-TG-M25 H32A-TG-M32 H32A-TG-M40 | T1329320121-000 T1329320129-000 T1329320136-000 T1329320125-000 T1329320132-000 T1329320140-000 |
| Bulkhead mounted | | | | |
|   | | | H32A-AG | T1419320000-000 |
| Surface mounted: Side entry | | | | |
|   | 1 Side entry M25 M32 2 Side entry M25 M32 | PG21 PG29 PG21 PG29 | H32A-SGR-PG21 H32A-SGR-PG29 H32A-SGR-M25 H32A-SGR-M32 H32A-SGR-2PG21 H32A-SGR-2PG29 H32A-SGR-2M25 H32A-SGR-2M32 | T1449320121-000 T1449320129-000 T1449320125-000 T1449320132-000 T1449320221-000 T1449320229-000 T1449320225-000 T1449320232-000 |

HDD-016 inserts


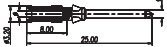


INSERTS FOR H6B HOOD/HOUSING

250V 10A

16+⊕ (machined contacts)

| Dimensions (mm) | | Type | Part Number | |
|--|---|--|-----------------|-----------------|
| | | | Male insert | Female insert |
| Crimp terminal (order crimp contacts separately) | | | | |
|  |  | HDD-016-M | T2030162101-000 | |
| | | HDD-016-F | | T2030162201-000 |
| Contact arrangement view from termination side | | Panel cut out for inserts for use without hoods/housings | | |
|  | |  | | |

10A Contact



| Tech data | 10A Male crimp contacts | Wire gauge | | Strip-ping length | Crimp contacts, silver-plated | | Crimp contacts, gold-plated | |
|--|---|---|---|-------------------|-------------------------------|-----------------|-----------------------------|-----------------|
| | | mm ² | AWG | | Type | Part Number | Type | Part Number |
| Material: copper alloy Contact resistance: ≤3mΩ Terminal: crimp connection CDM/Male  |  | 0.14-0.37 | 26-22 | 8.0 | CDM-0.14 | T2020001002-000 | DDM-0.14 | T2020011002-000 |
| | | 0.5 | 20 | 8.0 | CDM-0.5 | T2020001005-000 | DDM-0.5 | T2020011005-000 |
| | | 0.75 | 18 | 8.0 | CDM-0.75 | T2020001008-000 | DDM-0.75 | T2020011008-000 |
| | | 1.0 | 18 | 8.0 | CDM-1.0 | T2020001010-000 | DDM-1.0 | T2020011010-000 |
| | | 1.5 | 16 | 8.0 | CDM-1.5 | T2020001015-000 | DDM-1.5 | T2020011015-000 |
| | | 2.5 | 14 | 6.0 | CDM-2.5 | T2020001025-000 | DDM-2.5 | T2020011025-000 |
| | | CDF/Female  |  | 0.14-0.37 | 26-22 | 8.0 | CDF-0.14 | T2020002002-000 |
| 0.5 | 20 | | | 8.0 | CDF-0.5 | T2020002005-000 | DDF-0.5 | T2020012005-000 |
| 0.75 | 18 | | | 8.0 | CDF-0.75 | T2020002008-000 | DDF-0.75 | T2020012008-000 |
| 1.0 | 18 | | | 8.0 | CDF-1.0 | T2020002010-000 | DDF-1.0 | T2020012010-000 |
| 1.5 | 16 | | | 8.0 | CDF-1.5 | T2020002015-000 | DDF-1.5 | T2020012015-000 |
| 2.5 | 14 | | | 6.0 | CDF-2.5 | T2020002025-000 | DDF-2.5 | T2020012025-000 |

HDD-016 inserts

INSERTS FOR H6B HOOD/HOUSING

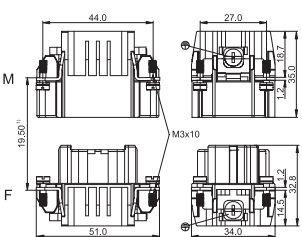
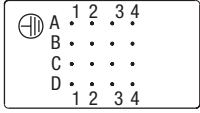
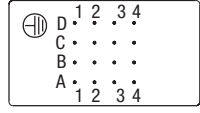
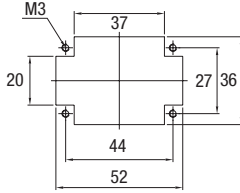
250V 10A

16+  (stamped and formed contacts)

| Description | | Type | Part Number | |
|---|---------------|-------------|-------------|---------------|
| Male insert | Female insert | | Male insert | Female insert |
| Crimp terminal | | | | |
|   | | HD.16.Sti.C | 2-1103006-3 | |
| | | HD.16.Bu.C | | 2-1103007-3 |

| Dimensions | A | B | C | D | E |
|------------|----|----|----|----|----|
| mm | 44 | 51 | 33 | 35 | 35 |

Suitable crimp contacts and crimping tools: see page 111

| Dimensions (mm) | Contact arrangement | | Panel cut-out |
|---|---|--|---|
| | Male insert | Female insert | |
|  |  |  |  |


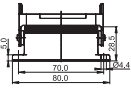

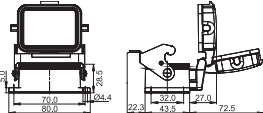

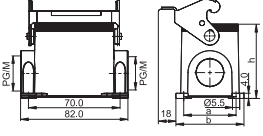

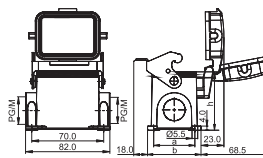
H6B with 1 lever on the hoods/housings

POWDER-COATED, RAL 7037

| Dimensions (mm) | | Metr. | PG | Type | Part Number | | | | | | |
|---|--|-------------------|--------------|---|---|------|------|-------------------------------------|--------------------------|--|--|
| Hood: Side entry | | | | | | | | | | | |
|  | Low construction  | M20 M25 | PG16 PG21 | H6B-TS-PG16 H6B-TS-PG21 H6B-TS-M20 H6B-TS-M25 | T1310060116-000 T1310060121-000 T1310060120-000 T1310060125-000 | | | | | | |
|  | High construction  | M20 M25 M32 | PG21 PG29 | H6B-TSH-PG21 H6B-TSH-PG29 H6B-TSH-M20 H6B-TSH-M25 H6B-TSH-M32 | T1330060121-000 T1330060129-000 T1330060120-000 T1330060125-000 T1330060132-000 | | | | | | |
| Hood: Top entry | | | | | | | | | | | |
|  | Low construction  | M20 M25 | PG16 PG21 | H6B-TG-PG16 H6B-TG-PG21 H6B-TG-M20 H6B-TG-M25 | T1320060116-000 T1320060121-000 T1320060120-000 T1320060125-000 | | | | | | |
|  | High construction  | M20 M25 M32 | PG21 PG29 | H6B-TGH-PG21 H6B-TGH-PG29 H6B-TGH-M20 H6B-TGH-M25 H6B-TGH-M32 | T1340060121-000 T1340060129-000 T1340060120-000 T1340060125-000 T1340060132-000 | | | | | | |
| Cable-to-cable hood | | | | | | | | | | | |
|  |  <table border="1" data-bbox="526 1377 750 1467"> <thead> <tr> <th>Construction</th> <th>H</th> </tr> </thead> <tbody> <tr> <td>Low</td> <td>62.5</td> </tr> <tr> <td>High</td> <td>74.5</td> </tr> </tbody> </table> | Construction | H | Low | 62.5 | High | 74.5 | M20 M25 M20 M25 M32 | PG16 PG21 PG29 | H6B-TBFS-PG16 H6B-TBFS-M20 H6B-TBFS-M25 H6B-TBFHS-PG21 H6B-TBFHS-PG29 H6B-TBFHS-M20 H6B-TBFHS-M25 H6B-TBFHS-M32 | T1730062116-000 T1730062120-000 T1730062125-000 T1770062121-000 T1770062129-000 T1770062120-000 T1770062125-000 T1770062132-000 |
| Construction | H | | | | | | | | | | |
| Low | 62.5 | | | | | | | | | | |
| High | 74.5 | | | | | | | | | | |
| Protection covers for hoods | | | | | | | | | | | |
|  |  | | | H6B-KDTP | T1010061400-000 | | | | | | |

H6B with 1 lever on the hoods/housings

POWDER-COATED, RAL 7037

| Dimensions (mm) | | Metr. | PG | Type | Part Number | | | | | | | | | | | | |
|---|---|--------------|----|---------|-----------------|-----|----|----|----|-------|----|----|----|---|--|--|--|
| Bulkhead mounted | | | | | | | | | | | | | | | | | |
|  |  | | | H6B-AGS | T1500062000-000 | | | | | | | | | | | | |
|  | With protection cover  | | | H6B-ADS | T1510062100-000 | | | | | | | | | | | | |
| Surface mounted: Side entry | | | | | | | | | | | | | | | | | |
|  |  <table border="1" data-bbox="347 1144 703 1234"> <thead> <tr> <th>Construction</th> <th>A</th> <th>B</th> <th>H</th> </tr> </thead> <tbody> <tr> <td>Low</td> <td>40</td> <td>52</td> <td>56</td> </tr> <tr> <td>Hight</td> <td>45</td> <td>57</td> <td>74</td> </tr> </tbody> </table> | Construction | A | B | H | Low | 40 | 52 | 56 | Hight | 45 | 57 | 74 | 1 Side entry Low construction M20 M25 2 Side entry M20 M25 High construction 1 Side entry M25 M32 2 Side entry M25 M32 | PG16 PG21 PG16 PG21 PG21 PG29 PG21 PG29 PG21 PG29 PG21 PG29 | H6B-SGRS-PG16 H6B-SGRS-PG21 H6B-SGRS-M20 H6B-SGRS-M25 H6B-SGRS-2PG16 H6B-SGRS-2PG21 H6B-SGRS-2M20 H6B-SGRS-2M25 H6B-SGRHS-PG21 H6B-SGRHS-PG29 H6B-SGRHS-M25 H6B-SGRHS-M32 H6B-SGRHS-2PG21 H6B-SGRHS-2PG29 H6B-SGRHS-2M25 H6B-SGRHS-2M32 | T1610062116-000 T1610062121-000 T1610062120-000 T1610062125-000 T1610062126-000 T1610062221-000 T1610062220-000 T1610062225-000 T1650062121-000 T1650062129-000 T1650062125-000 T1650062132-000 T1650062221-000 T1650062229-000 T1650062225-000 T1650062232-000 |
| Construction | A | B | H | | | | | | | | | | | | | | |
| Low | 40 | 52 | 56 | | | | | | | | | | | | | | |
| Hight | 45 | 57 | 74 | | | | | | | | | | | | | | |
|  | With protection cover  <table border="1" data-bbox="347 1559 703 1648"> <thead> <tr> <th>Construction</th> <th>A</th> <th>B</th> <th>H</th> </tr> </thead> <tbody> <tr> <td>Low</td> <td>40</td> <td>52</td> <td>56</td> </tr> <tr> <td>Hight</td> <td>45</td> <td>57</td> <td>74</td> </tr> </tbody> </table> | Construction | A | B | H | Low | 40 | 52 | 56 | Hight | 45 | 57 | 74 | 1 Side entry Low construction M20 M25 2 Side entry M20 M25 High construction 1 Side entry M25 M32 2 Side entry M25 M32 | PG16 PG21 PG16 PG21 PG21 PG29 PG21 PG29 PG21 PG29 | H6B-SDRS-PG16 H6B-SDRS-PG21 H6B-SDRS-M20 H6B-SDRS-M25 H6B-SDRS-2PG16 H6B-SDRS-2PG21 H6B-SDRS-2M20 H6B-SDRS-2M25 H6B-SDRHS-PG21 H6B-SDRHS-PG29 H6B-SDRHS-M25 H6B-SDRHS-M32 H6B-SDRHS-2PG21 H6B-SDRHS-2PG29 H6B-SDRHS-2M25 H6B-SDRHS-2M32 | T1620062116-000 T1620062121-000 T1620062120-000 T1620062125-000 T1620062216-000 T1620062221-000 T1620062220-000 T1620062225-000 T1660062121-000 T1660062129-000 T1660062125-000 T1660062132-000 T1660062221-000 T1660062229-000 T1660062225-000 T1660062232-000 |
| Construction | A | B | H | | | | | | | | | | | | | | |
| Low | 40 | 52 | 56 | | | | | | | | | | | | | | |
| Hight | 45 | 57 | 74 | | | | | | | | | | | | | | |

HIP.6/16, HIP-K.6/16, EMV-K.6/16 housings


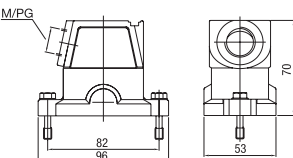

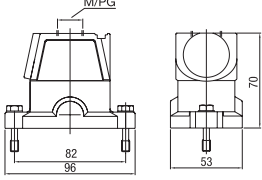

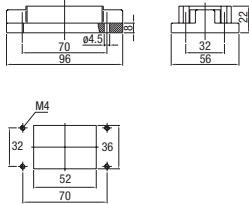

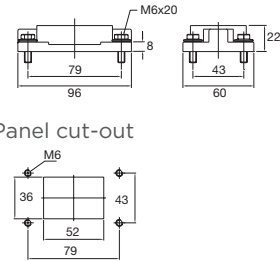
HIP: Pressure-tight, silver-grey

HIP-K: Housings corrosion-resistant, black, according to DIN IEC 68 T2-52 and ASTM B117-09 > 1000h

EMV-K: Protection against electro-magnetic interference, pressure-tight, housings corrosion-resistant, black

Screw lock on hood

IP 68 / IP 69 K


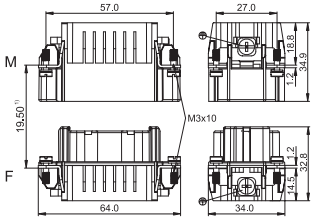
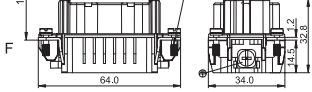
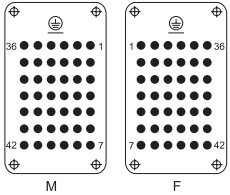
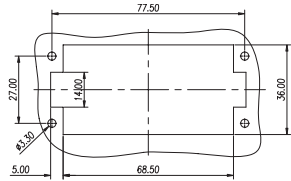
| Description | Metr. | PG | Type | Part Number | |
|---|--|------------|----------------|--|--|
| Hood: Side entry | | | | | |
|  |  | M25 | 16 | HIP HIP.6/16.STS.1.16.G HIP.6/16.STS.1.M25.G | 1-1102631-5 0-1106425-2 |
| | | M25 | 16 21 | HIP-K HIP-K.6/16.STS.1.16.G HIP-K.6/16.STS.1.21.G HIP-K.6/16.STS.1.M25.G | 2-1102631-5 2-1102633-5 0-1106425-4 |
| | | M25 | 16 | EMV-K EMV-K.6/16.STS.1.16.G EMV-K.6/16.STS.1.M25.G | 4-1102704-5 0-1106416-4 |
| Hood: Top entry | | | | | |
|  |  | M32 | 16 | HIP HIP.6/16.STO.1.16.G HIP.6/16.STO.1.M32.G | 1-1102635-5 0-1106425-1 |
| | | M25 M32 | 16 21 | HIP-K HIP-K.6/16.STO.1.16.G HIP-K.6/16.STO.1.21.G HIP-K.6/16.STO.1.M25.G HIP-K.6/16.STO.1.M32.G | 2-1102635-5 2-1102637-5 0-1106425-6 0-1106425-3 |
| | | M32 | 13 16 21 | EMV-K EMV-K.6/16.STO.1.13.G EMV-K.6/16.STO.1.16.G EMV-K.6/16.STO.1.21.G EMV-K.6/16.STO.1.M32.G | 0-1108719-1 4-1102706-5 4-1102707-5 0-1106416-3 |
| Surface mounted housing: Bottom entry | | | | | |
|  |  | | | HIP HIP.6/16.AG | 1-1102638-5 |
| | | | | HIP-K HIP-K.6/16.AG | 2-1102638-5 |
| | | | | EMV-K EMV-K.6/16.AG | 4-1102710-5 |
|  |  <p>Panel cut-out</p> | | | HIP HIP.6/16.AG.M6 | 1-1102606-5 |
| | | | | HIP-K HIP-K.6/16.AG.M6 | 2-1102606-5 |
| | | | | EMV-K EMV-K.6/16.AG.M6 | 4-1102712-5 |

HDD-042 inserts


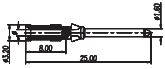

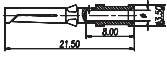
INSERTS FOR H10B HOOD/HOUSING

250V 10A

42+ Ⓢ (machined contacts)

| Dimensions (mm) | Type | Part Number | |
|--|--|-------------|-----------------|
| | | Male insert | Female insert |
| Crimp terminal (order crimp contacts separately) | | | |
|  |  | HDD-042-M | T2030422101-000 |
| |  | HDD-042-F | T2030422201-000 |
| Contact arrangement view from termination side | Panel cut out for inserts for use without hoods/housings | | |
|  |  | | |

10A Contact

| Tech data | 10A Male crimp contacts | Wire gauge | | Strip-ping length | Crimp contacts, silver-plated | | Crimp contacts, gold-plated | |
|---|---|-----------------|-------|-------------------|-------------------------------|-----------------|-----------------------------|-----------------|
| | | mm ² | AWG | | Type | Part Number | Type | Part Number |
| Material: copper alloy Contact resistance: $\leq 3m\Omega$ Terminal: crimp connection CDM/Male  |  | 0.14-0.37 | 26-22 | 8.0 | CDM-0.14 | T2020001002-000 | DDM-0.14 | T2020011002-000 |
| | | 0.5 | 20 | 8.0 | CDM-0.5 | T2020001005-000 | DDM-0.5 | T2020011005-000 |
| | | 0.75 | 18 | 8.0 | CDM-0.75 | T2020001008-000 | DDM-0.75 | T2020011008-000 |
| | | 1.0 | 18 | 8.0 | CDM-1.0 | T2020001010-000 | DDM-1.0 | T2020011010-000 |
| | | 1.5 | 16 | 8.0 | CDM-1.5 | T2020001015-000 | DDM-1.5 | T2020011015-000 |
| | | 2.5 | 14 | 6.0 | CDM-2.5 | T2020001025-000 | DDM-2.5 | T2020011025-000 |
| CDF/Female  | 10A Female crimp contacts  | 0.14-0.37 | 26-22 | 8.0 | CDF-0.14 | T2020002002-000 | DDF-0.14 | T2020012002-000 |
| | | 0.5 | 20 | 8.0 | CDF-0.5 | T2020002005-000 | DDF-0.5 | T2020012005-000 |
| | | 0.75 | 18 | 8.0 | CDF-0.75 | T2020002008-000 | DDF-0.75 | T2020012008-000 |
| | | 1.0 | 18 | 8.0 | CDF-1.0 | T2020002010-000 | DDF-1.0 | T2020012010-000 |
| | | 1.5 | 16 | 8.0 | CDF-1.5 | T2020002015-000 | DDF-1.5 | T2020012015-000 |
| | | 2.5 | 14 | 6.0 | CDF-2.5 | T2020002025-000 | DDF-2.5 | T2020012025-000 |

HDD-024 inserts

INSERTS FOR H10B HOOD/HOUSING

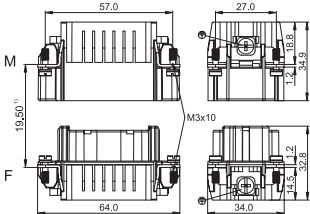
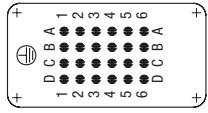

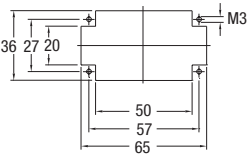
250V 10A

24+  (stamped and formed contacts)

| Description | | Type | Part Number | |
|---|---------------|-------------|-------------|---------------|
| Male insert | Female insert | | Male insert | Female insert |
| Crimp terminal | | | | |
|  | | HD.24.Sti.C | 2-1103008-3 | |
| | | HD.24.BU.C | | 2-1103009-3 |


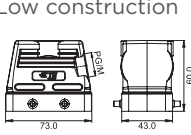



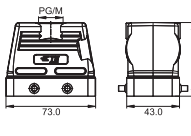

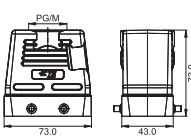

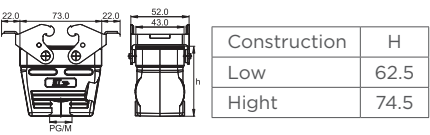

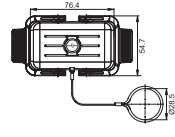

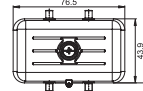
| Dimensions | A | B | C | D | E |
|------------|----|----|----|----|----|
| mm | 57 | 64 | 33 | 35 | 35 |

Suitable crimp contacts and crimping tools: see page 111

| Dimensions (mm) | Contact arrangement | | Panel cut-out |
|---|---|--|---|
| | Male insert | Female insert | |
|  |  |  |  |


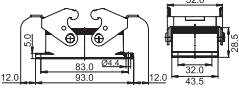

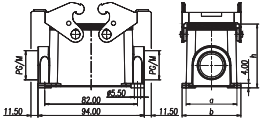

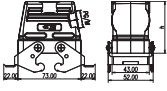

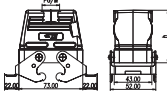


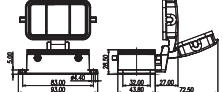
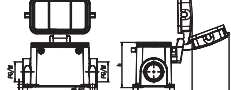
H10B with 2 levers on the hoods/housings

POWDER-COATED, RAL 7037

| Dimensions (mm) | Metr. | PG | Type | Part Number | | | | | | |
|--|-------------------|--------------|--|---|------|------|------------------------------|--------------------------|---|---|
| Hood: Side entry | | | | | | | | | | |
|   | M20 M25 | PG16 PG21 | H10B-TS-PG16 H10B-TS-PG21 H10B-TS-M20 H10B-TS-M25 | T1210100116-000 T1210100121-000 T1210100120-000 T1210100125-000 | | | | | | |
|   | M20 M25 M32 | PG21 PG29 | H10B-TSH-PG21 H10B-TSH-PG29 H10B-TSH-M20 H10B-TSH-M25 H10B-TSH-M32 | T1230100121-000 T1230100129-000 T1230100120-000 T1230100125-000 T1230100132-000 | | | | | | |
| Hood: Top entry | | | | | | | | | | |
|   | M20 M25 | PG16 PG21 | H10B-TG-PG16 H10B-TG-PG21 H10B-TG-M20 H10B-TG-M25 | T1220100116-000 T1220100121-000 T1220100120-000 T1220100125-000 | | | | | | |
|   | M20 M25 M32 | PG21 PG29 | H10B-TGH-PG21 H10B-TGH-PG29 H10B-TGH-M20 H10B-TGH-M25 H10B-TGH-M32 | T1240100121-000 T1240100129-000 T1240100120-000 T1240100125-000 T1240100132-000 | | | | | | |
| Cable-to-cable hood | | | | | | | | | | |
|   <table border="1" data-bbox="529 1361 753 1473"> <thead> <tr> <th>Construction</th> <th>H</th> </tr> </thead> <tbody> <tr> <td>Low</td> <td>62.5</td> </tr> <tr> <td>High</td> <td>74.5</td> </tr> </tbody> </table> | Construction | H | Low | 62.5 | High | 74.5 | M20 M25 M25 M32 | PG16 PG21 PG29 | H10B-TBFS-PG16 H10B-TBFS-M20 H10B-TBFS-M25 H10B-TBFHS-PG21 H10B-TBFHS-M25 H10B-TBFHS-M25 H10B-TBFHS-M32 | T1710101116-000 T1710101120-000 T1710101125-000 T1750101121-000 T1750101129-000 T1750101125-000 T1750101132-000 |
| Construction | H | | | | | | | | | |
| Low | 62.5 | | | | | | | | | |
| High | 74.5 | | | | | | | | | |
| Protection covers for hoods | | | | | | | | | | |
|   | | | H10B-KDTP | T1010101400-000 | | | | | | |
| Housing protection cover | | | | | | | | | | |
|   | | | H10B-KDBP | T1010102100-000 | | | | | | |

H10B with 2 levers on the hoods/housings


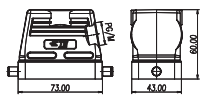

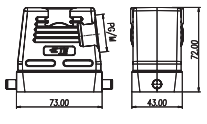

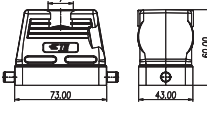

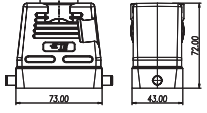

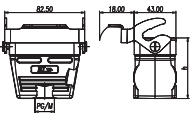

POWDER-COATED, RAL 7037

| Dimensions (mm) | Metr. | PG | Type | Part Number | | | | | | | | | | | | | | | | | | | | | | | | |
|---|--------------|----|----------|-----------------|------|----|---|------------------------------|--|--|----|----|---|--|--|--|------|----|----|----|----|----|----|----|---|--|--|---|
| Bulkhead mounted | | | | | | | | | | | | | | | | | | | | | | | | | | | | |
|   | | | H10B-AGS | T1410101000-000 | | | | | | | | | | | | | | | | | | | | | | | | |
| Surface mounted: Side entry | | | | | | | | | | | | | | | | | | | | | | | | | | | | |
|   <table border="1" data-bbox="316 846 675 947"> <tr> <td>Construction</td> <td>A</td> <td>B</td> <td>H</td> </tr> <tr> <td>Low</td> <td>40</td> <td>52</td> <td>56</td> </tr> <tr> <td>High</td> <td>45</td> <td>57</td> <td>74</td> </tr> </table> | Construction | A | B | H | Low | 40 | 52 | 56 | High | 45 | 57 | 74 | Low construction 1 Side entry M20 M25 High construction 1 Side entry M25 M32 2 Side entry M25 M32 | PG16 PG21 PG16 PG21 PG21 PG29 PG21 PG29 PG21 PG29 | H10B-SGRS-PG16 H10B-SGRS-PG21 H10B-SGRS-M20 H10B-SGRS-M25 H10B-SGRS-2PG16 H10B-SGRS-2PG21 H10B-SGRS-2M20 H10B-SGRS-2M25 H10B-SGRHS-PG21 H10B-SGRHS-PG29 H10B-SGRHS-M25 H10B-SGRHS-M32 H10B-SGRHS-2PG21 H10B-SGRHS-2PG29 H10B-SGRHS-2M25 H10B-SGRHS-2M32 | T1440101116-000 T1440101121-000 T1440101120-000 T1440101125-000 T1440101216-000 T1440101221-000 T1440101220-000 T1440101225-000 T1470101121-000 T1470101129-000 T1470101125-000 T1470101132-000 T1470101221-000 T1470101229-000 T1470101225-000 T1470101232-000 | | | | | | | | | | | | |
| Construction | A | B | H | | | | | | | | | | | | | | | | | | | | | | | | | |
| Low | 40 | 52 | 56 | | | | | | | | | | | | | | | | | | | | | | | | | |
| High | 45 | 57 | 74 | | | | | | | | | | | | | | | | | | | | | | | | | |
| Side entry housing with two levers | | | | | | | | | | | | | | | | | | | | | | | | | | | | |
|   <table border="1" data-bbox="316 1182 515 1261"> <tr> <td>Construction</td> <td>H</td> </tr> <tr> <td>Low</td> <td>60</td> </tr> <tr> <td>High</td> <td>72</td> </tr> </table> | Construction | H | Low | 60 | High | 72 | Low construction M20 M25 High construction M25 M32 | PG16 PG21 PG21 PG29 | H10B-TSBS-PG16 H10B-TSBS-PG21 H10B-TSBS-M20 H10B-TSBS-M25 H10B-TSBHS-PG21 H10B-TSBHS-PG29 H10B-TSBHS-M25 H10B-TSBHS-M32 | T1250103116-000 T1250103121-000 T1250103120-000 T1250103125-000 T1270103121-000 T1270103129-000 T1270103125-000 T1270103132-000 | | | | | | | | | | | | | | | | | | |
| Construction | H | | | | | | | | | | | | | | | | | | | | | | | | | | | |
| Low | 60 | | | | | | | | | | | | | | | | | | | | | | | | | | | |
| High | 72 | | | | | | | | | | | | | | | | | | | | | | | | | | | |
| Top entry housing with two levers | | | | | | | | | | | | | | | | | | | | | | | | | | | | |
|   <table border="1" data-bbox="316 1429 531 1507"> <tr> <td>Construction</td> <td>H</td> </tr> <tr> <td>Low</td> <td>60</td> </tr> <tr> <td>High</td> <td>72</td> </tr> </table> | Construction | H | Low | 60 | High | 72 | Low construction M20 M25 High construction M25 M32 | PG16 PG21 PG21 PG29 | H10B-TGBS-PG16 H10B-TGBS-PG21 H10B-TGBS-M20 H10B-TGBS-M25 H10B-TGBHS-PG21 H10B-TGBHS-PG29 H10B-TGBHS-M25 H10B-TGBHS-M32 | T1260103116-000 T1260103121-000 T1260103120-000 T1260103125-000 T1280103121-000 T1280103129-000 T1280103125-000 T1280103132-000 | | | | | | | | | | | | | | | | | | |
| Construction | H | | | | | | | | | | | | | | | | | | | | | | | | | | | |
| Low | 60 | | | | | | | | | | | | | | | | | | | | | | | | | | | |
| High | 72 | | | | | | | | | | | | | | | | | | | | | | | | | | | |
| Bulkhead mounted with 4 bolts | | | | | | | | | | | | | | | | | | | | | | | | | | | | |
|   <p>With protection cover</p>   <table border="1" data-bbox="316 1933 699 2011"> <tr> <td>Construction</td> <td>A</td> <td>B</td> <td>C</td> <td>D</td> <td>F</td> <td>G</td> <td>H</td> </tr> <tr> <td>Low</td> <td>82</td> <td>94</td> <td>40</td> <td>52</td> <td>22</td> <td>67</td> <td>54</td> </tr> <tr> <td>High</td> <td>82</td> <td>94</td> <td>45</td> <td>57</td> <td>20</td> <td>65</td> <td>74</td> </tr> </table> | Construction | A | B | C | D | F | G | H | Low | 82 | 94 | 40 | 52 | 22 | 67 | 54 | High | 82 | 94 | 45 | 57 | 20 | 65 | 74 | Low construction 1 Side entry M20 M25 High construction 1 Side entry M25 M32 2 Side entry M25 M32 | PG16 PG21 PG16 PG21 PG21 PG29 PG21 PG29 | H10B-AD-BO H10B-SDR-BO-PG16 H10B-SDR-BO-PG21 H10B-SDR-BO-M20 H10B-SDR-BO-M25 H10B-SDR-BO-2PG16 H10B-SDR-BO-2PG21 H10B-SDR-BO-2M20 H10B-SDR-BO-2M25 H10B-SDRH-BO-PG21 H10B-SDRH-BO-PG29 H10B-SDRH-BO-M25 H10B-SDRH-BO-M32 H10B-SDRH-BO-2PG21 H10B-SDRH-BO-2PG29 H10B-SDRH-BO-2M25 H10B-SDRH-BO-2M32 | T1430100000-000 T1460100116-000 T1460100121-000 T1460100120-000 T1460100125-000 T1460100216-000 T1460100221-000 T1460100220-000 T1460100225-000 T1490100121-000 T1490100129-000 T1490100125-000 T1490100132-000 T1490100221-000 T1490100229-000 T1490100225-000 T1490100232-000 |
| Construction | A | B | C | D | F | G | H | | | | | | | | | | | | | | | | | | | | | |
| Low | 82 | 94 | 40 | 52 | 22 | 67 | 54 | | | | | | | | | | | | | | | | | | | | | |
| High | 82 | 94 | 45 | 57 | 20 | 65 | 74 | | | | | | | | | | | | | | | | | | | | | |




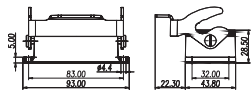

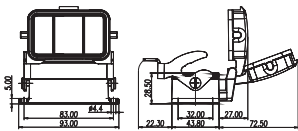

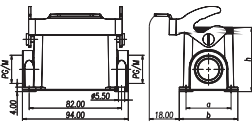

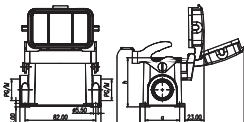
H10B with 1 lever on the hoods/housings

POWDER-COATED, RAL 7037

| Dimensions (mm) | | Metr. | PG | Type | Part Number | | | | | | |
|---|---|-------------------|--------------|---|---|-------|------|------------------------------|--------------------------|--|---|
| Hood: Side entry | | | | | | | | | | | |
|  | <p>Low construction</p>  | M20 M25 | PG16 PG21 | H10B-TS-RO-PG16 H10B-TS-RO-PG21 H10B-TS-RO-M20 H10B-TS-RO-M25 | T1310100116-000 T1310100121-000 T1310100120-000 T1310100125-000 | | | | | | |
|  | <p>High construction</p>  | M20 M25 M32 | PG21 PG29 | H10B-TSH-RO-PG21 H10B-TSH-RO-PG29 H10B-TSH-RO-M20 H10B-TSH-RO-M25 H10B-TSH-RO-M32 | T1330100121-000 T1330100129-000 T1330100120-000 T1330100125-000 T1330100132-000 | | | | | | |
| Hood: Top entry | | | | | | | | | | | |
|  | <p>Low construction</p>  | M20 M25 | PG16 PG21 | H10B-TG-RO-PG16 H10B-TG-RO-PG21 H10B-TG-RO-M20 H10B-TG-RO-M25 | T1320100116-000 T1320100121-000 T1320100120-000 T1320100125-000 | | | | | | |
|  | <p>High construction</p>  | M20 M25 M32 | PG21 PG29 | H10B-TGH-RO-PG21 H10B-TGH-RO-PG29 H10B-TGH-RO-M20 H10B-TGH-RO-M25 H10B-TGH-RO-M32 | T1340100121-000 T1340100129-000 T1340100120-000 T1340100125-000 T1340100132-000 | | | | | | |
| Cable-to-cable hood | | | | | | | | | | | |
|  |  <table border="1" data-bbox="534 1400 758 1512"> <thead> <tr> <th>Construction</th> <th>H</th> </tr> </thead> <tbody> <tr> <td>Low</td> <td>62.5</td> </tr> <tr> <td>Hight</td> <td>74.5</td> </tr> </tbody> </table> | Construction | H | Low | 62.5 | Hight | 74.5 | M20 M25 M25 M32 | PG16 PG21 PG29 | H10B-TBF-LB-PG16 H10B-TBF-LB-M20 H10B-TBF-LB-M25 H10B-TBFH-LB-PG21 H10B-TBFH-LB-PG29 H10B-TBFH-LB-M25 H10B-TBFH-LB-M32 | T1730103116-000 T1730103120-000 T1730103125-000 T1770103121-000 T1770103129-000 T1770103125-000 T1770103132-000 |
| Construction | H | | | | | | | | | | |
| Low | 62.5 | | | | | | | | | | |
| Hight | 74.5 | | | | | | | | | | |
| Protection covers for hoods | | | | | | | | | | | |
|  | | | | H10B-KDTP-LB | T1010101500-000 | | | | | | |

H10B with 1 lever on the hoods/housings

POWDER-COATED, RAL 7037

| Dimensions (mm) | | Metr. | PG | Type | Part Number | | | | | | | | | | | | | |
|---|--|--------------|----|---------------------------|------------------------------------|-----|----|----|----|------|----|----|----|---|--|--|--|---|
| Bulkhead mounted | | | | | | | | | | | | | | | | | | |
|  |  | | | H10B-AG-LB | T1500103000-000 | | | | | | | | | | | | | |
|  | With protection cover  | | | H10B-AD-LB H10B-ADM-LB | T1510103000-000 T1510103001-000 | | | | | | | | | | | | | |
| Surface mounted: Side entry | | | | | | | | | | | | | | | | | | |
|  |  <table border="1" data-bbox="312 1223 671 1314"> <thead> <tr> <th>Construction</th> <th>A</th> <th>B</th> <th>H</th> </tr> </thead> <tbody> <tr> <td>Low</td> <td>40</td> <td>52</td> <td>54</td> </tr> <tr> <td>High</td> <td>45</td> <td>57</td> <td>74</td> </tr> </tbody> </table> | Construction | A | B | H | Low | 40 | 52 | 54 | High | 45 | 57 | 74 | 1 Side entry Low construction 2 Side entry High construction | M20 M25 M20 M25 M25 M32 M25 M32 | PG16 PG21 PG16 PG21 PG21 PG29 PG21 PG29 PG21 PG29 | H10B-SGR-LB-PG16 H10B-SGR-LB-PG21 H10B-SGR-LB-M20 H10B-SGR-LB-M25 H10B-SGR-LB-2PG16 H10B-SGR-LB-2PG21 H10B-SGR-LB-2M20 H10B-SGR-LB-2M25 H10B-SGRH-LB-PG21 H10B-SGRH-LB-PG29 H10B-SGRH-LB-M25 H10B-SGRH-LB-M32 H10B-SGRH-LB-2PG21 H10B-SGRH-LB-2PG29 H10B-SGRH-LB-2M25 H10B-SGRH-LB-2M32 | T1610103116-000 T1610103121-000 T1610103120-000 T1610103125-000 T1610103216-000 T1610103221-000 T1610103220-000 T1610103225-000 T1650103121-000 T1650103129-000 T1650103125-000 T1650103132-000 T1650103132-000 T1650103221-000 T1650103229-000 T1650103225-000 T1650103232-000 |
| Construction | A | B | H | | | | | | | | | | | | | | | |
| Low | 40 | 52 | 54 | | | | | | | | | | | | | | | |
| High | 45 | 57 | 74 | | | | | | | | | | | | | | | |
|  | With protection cover  <table border="1" data-bbox="312 1617 671 1709"> <thead> <tr> <th>Construction</th> <th>A</th> <th>B</th> <th>H</th> </tr> </thead> <tbody> <tr> <td>Low</td> <td>40</td> <td>52</td> <td>54</td> </tr> <tr> <td>High</td> <td>45</td> <td>57</td> <td>74</td> </tr> </tbody> </table> | Construction | A | B | H | Low | 40 | 52 | 54 | High | 45 | 57 | 74 | 1 Side entry Low construction 2 Side entry High construction | M20 M25 M20 M25 M25 M32 M25 M32 | PG16 PG21 PG16 PG21 PG21 PG29 PG21 PG29 | H10B-SDR-LB-PG16 H10B-SDR-LB-PG21 H10B-SDR-LB-M20 H10B-SDR-LB-M25 H10B-SDR-LB-2PG16 H10B-SDR-LB-2PG21 H10B-SDR-LB-2M20 H10B-SDR-LB-2M25 H10B-SDRH-LB-PG21 H10B-SDRH-LB-PG29 H10B-SDRH-LB-M25 H10B-SDRH-LB-M32 H10B-SDRH-LB-2PG21 H10B-SDRH-LB-2PG29 H10B-SDRH-LB-2M25 H10B-SDRH-LB-2M32 | T1620103116-000 T1620103121-000 T1620103120-000 T1620103125-000 T1620103216-000 T1620103221-000 T1620103220-000 T1620103225-000 T1660103121-000 T1660103129-000 T1660103125-000 T1660103132-000 T1660103132-000 T1660103221-000 T1660103229-000 T1660103225-000 T1660103232-000 |
| Construction | A | B | H | | | | | | | | | | | | | | | |
| Low | 40 | 52 | 54 | | | | | | | | | | | | | | | |
| High | 45 | 57 | 74 | | | | | | | | | | | | | | | |

HIP.10/24, HIP-K.10/24, EMV-K.10/24 housings


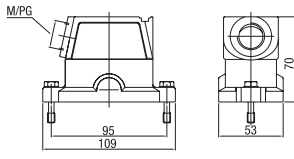

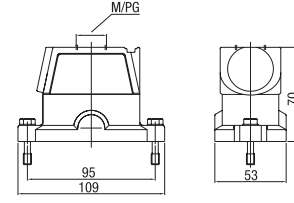

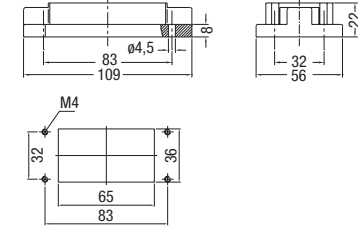
HIP: Pressure-tight, silver-grey

HIP-K: Housings corrosion-resistant, black, according to DIN IEC 68 T2-52 and ASTM B117-09 > 1000h

EMV-K: Protection against electro-magnetic interference, pressure-tight, housings corrosion-resistant, black

Pressure-tight up to 5 bar

IP 68 / IP 69 K

| Description | Metr. | PG | Type | Part Number | |
|---|---|------------|----------|---|---|
| Hood: Side entry, Standard construction | | | | | |
|  |  | M25 | 16 21 | HIP HIP.10/24.STS.1.16.G HIP.10/24.STS.1.21.G HIP.10/24.STS.1.M25.G HIP-K HIP-K.10/24.STS.1.21.G HIP-K.10/24.STS.1.M25.G HIP-K.10/24.STS.1.M32.G | 1-1102640-5 1-1102642-5 0-1106436-2 |
| | | M25 M32 | 21 | HIP-K HIP-K.10/24.STS.1.21.G HIP-K.10/24.STS.1.M25.G HIP-K.10/24.STS.1.M32.G | 2-1102642-5 0-1106436-4 0-1106436-6 |
| | | M25 M32 | 21 | EMV-K EMV-K.10/24.STS.1.21.G EMV-K.10/24.STS.1.M25.G EMV-K.10/24.STS.1.M32.G | 4-1102714-5 0-1106427-3 1-1106427-0 |
| Hood: Top entry | | | | | |
|  |  | M25 | 16 21 | HIP HIP.10/24.STO.1.16.G HIP.10/24.STO.1.21.G HIP.10/24.STO.1.M25.G | 1-1102644-5 1-1102646-5 0-1106436-1 |
| | | M25 M32 | 16 | HIP-K HIP-K.10/24.STO.1.16.G HIP-K.10/24.STO.1.M25.G HIP-K.10/24.STO.1.M32.G | 2-1102644-5 0-1106436-3 0-1106436-5 |
| | | M25 | 21 | EMV-K EMV-K.10/24.STO.1.21.G EMV-K.10/24.STO.1.M25.G | 4-1102715-5 0-1106427-4 |
| Surface mounted housing: Bottom entry | | | | | |
|  |  | | | HIP HIP.10/24.AG HIP-K HIP-K.10/24.AG EMV-K EMV-K.10/24.AG | 1-1102647-5 2-1102647-5 4-1102718-5 |

HIP.10/24, HIP-K.10/24, EMV-K.10/24 housings


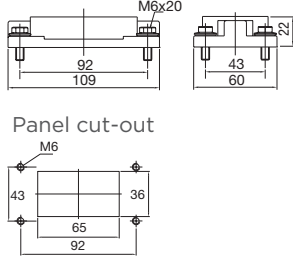

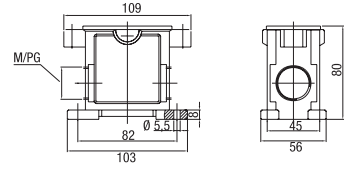

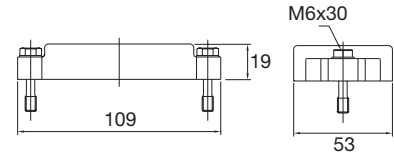
HIP: Pressure-tight, silver-grey

HIP-K: Housings corrosion-resistant, black, according to DIN IEC 68 T2-52 and ASTM B117-09 > 1000h

EMV-K: Protection against electro-magnetic interference, pressure-tight, housings corrosion-resistant, black

Pressure-tight up to 5 bar

IP 68 / IP 69 K


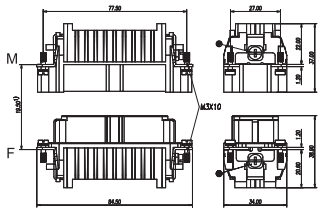
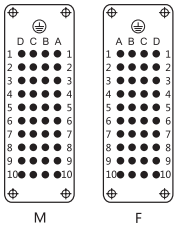
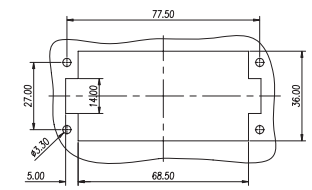
| Description | Metr. | PG | Type | Part Number |
|---|-------|------------|--|--|
| Surface mounted housing: Bottom entry | | | | |
|   | | | HIP HIP.10/24.AG.M6 HIP-K HIP-K.10/24.AG.M6 EMV-K EMV-K.10/24.AG.M6 | 1-1102612-5 2-1102612-5 4-1102720-5 |
| Surface mounted housing: Side entry | | | | |
|   | 2xM32 | 21 2x21 | HIP HIP.10/24.SG.1.21.G HIP.10/24.SG.2.21.G HIP.10/24.SG.2.M32.G HIP-K HIP-K.10/24.SG.1.21.G HIP-K.10/24.SG.2.21.G EMV-K EMV-K.10/24.SG.1.21.G EMV-K.10/24.SG.2.21.G EMV-K.10/24.SG.2.M32.G | 1-1102610-5 1-1102611-5 0-1106435-1 5-1102610-5 2-1102611-5 5-1102716-5 4-1102717-5 0-1106426-2 |
| Protective covers for hoods and housing | | | | |
|   | | | HIP HIP/EMV.10/24.SKB HIP-K/EMV-K HIP-K/EMV-K.10/24.SKB | 3-1106202-5 4-1106202-5 |

HD-040 inserts


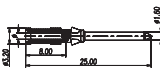


INSERTS FOR H16B HOOD/HOUSING

250V 10A

40+ (⊕) (machined contacts)

| Dimensions (mm) | | Type | Part Number | |
|--|--|----------|-----------------|-----------------|
| | | | Male insert | Female insert |
| Crimp terminal (order crimp contacts separately) | | | | |
|  |  | HD-040-M | T2020402101-000 | |
| | | HD-040-F | | T2020402201-000 |
| Contact arrangement view from termination side  | Panel cut out for inserts for use without hoods/housings  | | | |

10A Contact


| Tech data Material: copper alloy Contact resistance: $\leq 3m\Omega$ Terminal: crimp connection CDM/Male  | 10A Male crimp contacts  | Wire gauge | | Stripping length | Crimp contacts, silver-plated | | Crimp contacts, gold-plated | |
|---|--|-----------------|-------|------------------|-------------------------------|-----------------|-----------------------------|-----------------|
| | | mm ² | AWG | | Type | Part Number | Type | Part Number |
| | | 0.14-0.37 | 26-22 | 8.0 | CDM-0.14 | T2020001002-000 | DDM-0.14 | T2020011002-000 |
| | | 0.5 | 20 | 8.0 | CDM-0.5 | T2020001005-000 | DDM-0.5 | T2020011005-000 |
| | | 0.75 | 18 | 8.0 | CDM-0.75 | T2020001008-000 | DDM-0.75 | T2020011008-000 |
| | | 1.0 | 18 | 8.0 | CDM-1.0 | T2020001010-000 | DDM-1.0 | T2020011010-000 |
| | | 1.5 | 16 | 8.0 | CDM-1.5 | T2020001015-000 | DDM-1.5 | T2020011015-000 |
| | | 2.5 | 14 | 6.0 | CDM-2.5 | T2020001025-000 | DDM-2.5 | T2020011025-000 |
| CDF/Female  | 10A Female crimp contacts  | 0.14-0.37 | 26-22 | 8.0 | CDF-0.14 | T2020002002-000 | DDF-0.14 | T2020012002-000 |
| | | 0.5 | 20 | 8.0 | CDF-0.5 | T2020002005-000 | DDF-0.5 | T2020012005-000 |
| | | 0.75 | 18 | 8.0 | CDF-0.75 | T2020002008-000 | DDF-0.75 | T2020012008-000 |
| | | 1.0 | 18 | 8.0 | CDF-1.0 | T2020002010-000 | DDF-1.0 | T2020012010-000 |
| | | 1.5 | 16 | 8.0 | CDF-1.5 | T2020002015-000 | DDF-1.5 | T2020012015-000 |
| | | 2.5 | 14 | 6.0 | CDF-2.5 | T2020002025-000 | DDF-2.5 | T2020012025-000 |

HD-040 inserts

INSERTS FOR H16B HOOD/HOUSING

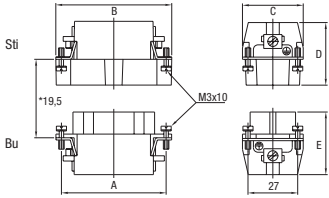
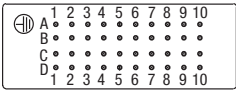
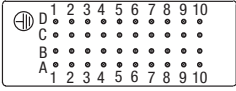
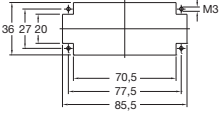
250V 10A

40+⊕ (stamped and formed contacts)

| Description | | Type | Part Number | |
|---|---------------|-------------|-------------|---------------|
| Male insert | Female insert | | Male insert | Female insert |
| Crimp terminal | | | | |
|  | | HD.40.Sti.C | 2-1103012-3 | |
| | | HD.40.BU.C | | 2-1103013-3 |

| Dimensions | A | B | C | D | E |
|------------|------|------|----|----|----|
| mm | 77.5 | 84.5 | 33 | 35 | 35 |

Suitable crimp contacts and crimping tools: see page 111


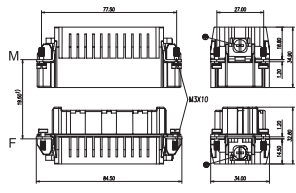
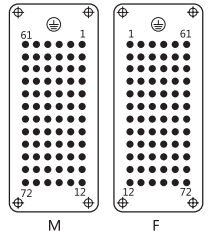
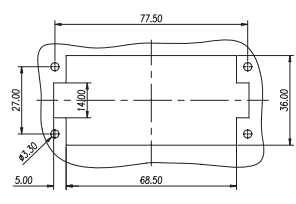
| Dimensions (mm) | Contact arrangement | | Panel cut-out |
|---|---|--|---|
| | Male insert | Female insert | |
|  |  |  |  |

HDD-072 inserts


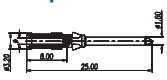

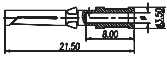
INSERTS FOR H16B HOOD/HOUSING

250V 10A

72+⊕ (machined contacts)


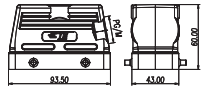

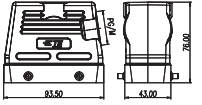

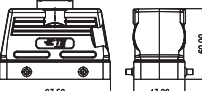

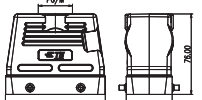

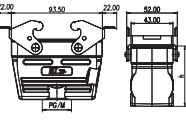

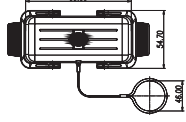

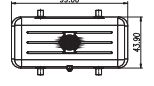
| Dimensions (mm) | | Type | Part Number | |
|--|--|-----------|-----------------|---------------|
| | | | Male insert | Female insert |
| Crimp terminal (order crimp contacts separately) | | | | |
|  |  | HDD-072-M | T2030722101-000 | |
| | | HDD-072-F | T2030722201-000 | |
| Contact arrangement view from termination side  | Panel cut out for inserts for use without hoods/housings  | | | |

10A Contact

| Tech data Material: copper alloy Contact resistance: $\leq 3m\Omega$ Terminal: crimp connection CDM/Male | 10A Male crimp contacts  | Wire gauge | | Strip-ping length | Crimp contacts, silver-plated | | Crimp contacts, gold-plated | |
|---|--|-----------------|-------|-------------------|-------------------------------|-----------------|-----------------------------|-----------------|
| | | mm ² | AWG | | Type | Part Number | Type | Part Number |
|  | | 0.14-0.37 | 26-22 | 8.0 | CDM-0.14 | T2020001002-000 | DDM-0.14 | T2020011002-000 |
| | | 0.5 | 20 | 8.0 | CDM-0.5 | T2020001005-000 | DDM-0.5 | T2020011005-000 |
| | | 0.75 | 18 | 8.0 | CDM-0.75 | T2020001008-000 | DDM-0.75 | T2020011008-000 |
| | | 1.0 | 18 | 8.0 | CDM-1.0 | T2020001010-000 | DDM-1.0 | T2020011010-000 |
| | | 1.5 | 16 | 8.0 | CDM-1.5 | T2020001015-000 | DDM-1.5 | T2020011015-000 |
| | | 2.5 | 14 | 6.0 | CDM-2.5 | T2020001025-000 | DDM-2.5 | T2020011025-000 |
| CDF/Female  | 10A Female crimp contacts  | 0.14-0.37 | 26-22 | 8.0 | CDF-0.14 | T2020002002-000 | DDF-0.14 | T2020012002-000 |
| | | 0.5 | 20 | 8.0 | CDF-0.5 | T2020002005-000 | DDF-0.5 | T2020012005-000 |
| | | 0.75 | 18 | 8.0 | CDF-0.75 | T2020002008-000 | DDF-0.75 | T2020012008-000 |
| | | 1.0 | 18 | 8.0 | CDF-1.0 | T2020002010-000 | DDF-1.0 | T2020012010-000 |
| | | 1.5 | 16 | 8.0 | CDF-1.5 | T2020002015-000 | DDF-1.5 | T2020012015-000 |
| | | 2.5 | 14 | 6.0 | CDF-2.5 | T2020002025-000 | DDF-2.5 | T2020012025-000 |


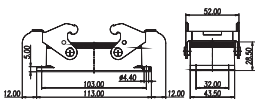

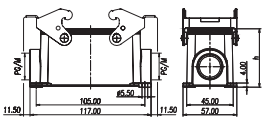

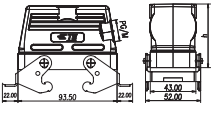

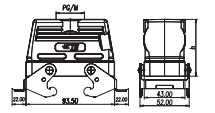

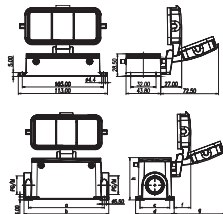
H16B with 2 levers on the hoods/housings

POWDER-COATED, RAL 7037

| Dimensions (mm) | | Metr. | PG | Type | Part Number | | | | | | |
|---|--|-------------------|--------------|--|---|------|------|------------|------|--|---|
| Hood: Side entry | | | | | | | | | | | |
|  | Low construction  | M20 M25 M32 | PG16 PG21 | H16B-TS-PG16 H16B-TS-PG21 H16B-TS-M20 H16B-TS-M25 H16B-TS-M32 | T1210160116-000 T1210160121-000 T1210160120-000 T1210160125-000 T1210160132-000 | | | | | | |
|  | High construction  | M25 M32 M40 | PG21 PG29 | H16B-TSH-PG21 H16B-TSH-PG29 H16B-TSH-M25 H16B-TSH-M32 H16B-TSH-M40 | T1230160121-000 T1230160129-000 T1230060125-000 T1230160132-000 T1230160140-000 | | | | | | |
| Hood: Top entry | | | | | | | | | | | |
|  | Low construction  | M25 M32 | PG16 PG21 | H16B-TG-PG16 H16B-TG-PG21 H16B-TG-M25 H16B-TG-M32 | T1220160116-000 T1220160121-000 T1220160125-000 T1220160132-000 | | | | | | |
|  | High construction  | M25 M32 M40 | PG21 PG29 | H16B-TGH-PG21 H16B-TGH-PG29 H16B-TGH-M25 H16B-TGH-M32 H16B-TGH-M40 | T1240160121-000 T1240160129-000 T1240160125-000 T1240160132-000 T1240160140-000 | | | | | | |
| Cable-to-cable hood | | | | | | | | | | | |
|  |  <table border="1" data-bbox="533 1352 740 1451"> <thead> <tr> <th>Construction</th> <th>H</th> </tr> </thead> <tbody> <tr> <td>Low</td> <td>62.5</td> </tr> <tr> <td>High</td> <td>74.5</td> </tr> </tbody> </table> | Construction | H | Low | 62.5 | High | 74.5 | M25 M32 | PG21 | H16B-TBFS-PG21 H16B-TBFS-M25 H16B-TBFS-M32 | T1710161121-000 T1710161125-000 T1710161132-000 |
| Construction | H | | | | | | | | | | |
| Low | 62.5 | | | | | | | | | | |
| High | 74.5 | | | | | | | | | | |
| | | M25 M32 M40 | PG21 PG29 | H16B-TBFHS-PG21 H16B-TBFHS-PG29 H16B-TBFHS-M25 H16B-TBFHS-M32 H16B-TBFHS-M40 | T1750161121-000 T1750161129-000 T1750161125-000 T1750161132-000 T1750161140-000 | | | | | | |
| Protection covers for hoods | | | | | | | | | | | |
|  |  | | | H16B-KDTP | T1010161400-000 | | | | | | |
| Housing protection cover | | | | | | | | | | | |
|  |  | | | H16B-KDBP | T1010162100-000 | | | | | | |


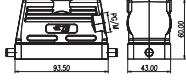

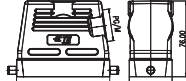

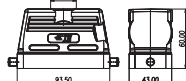

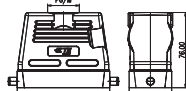

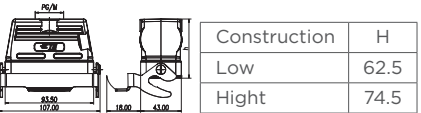

H16B with 2 levers on the hoods/housings

POWDER-COATED, RAL 7037

| Dimensions (mm) | | Metr. | PG | Type | Part Number | | | | | | | | | | | | | | | | | | | | | | | | |
|---|---|--------------|----|----------|-----------------|------|----|--|--|--|--|-----|----|----|----|----|----|------|-----|-----|----|----|----|----|----|--|--|--|---|
| Bulkhead mounted | | | | | | | | | | | | | | | | | | | | | | | | | | | | | |
|  |  | | | H16B-AGS | T1410161000-000 | | | | | | | | | | | | | | | | | | | | | | | | |
| Surface mounted: Side entry | | | | | | | | | | | | | | | | | | | | | | | | | | | | | |
|  |  <table border="1" data-bbox="319 862 534 963"> <tr> <td>Construction</td> <td>H</td> </tr> <tr> <td>Low</td> <td>56</td> </tr> <tr> <td>High</td> <td>81</td> </tr> </table> | Construction | H | Low | 56 | High | 81 | 1 Side entry Low construction M25 M25 High construction M25 M32 2 Side entry Low construction M25 M32 High construction M25 M32 | PG21 PG21 PG21 PG29 PG21 PG29 PG21 PG29 PG21 PG29 | H16B-SGRS-PG21 H16B-SGRS-M25 H16B-SGRS-2PG21 H16B-SGRS-2M25 H16B-SGRHS-PG21 H16B-SGRHS-PG29 H16B-SGRHS-M25 H16B-SGRHS-M32 H16B-SGRHS-2PG21 H16B-SGRHS-2PG29 H16B-SGRHS-2M25 H16B-SGRHS-2M32 | T1440161121-000 T1440161125-000 T1440161221-000 T1440161225-000 T1470161121-000 T1470161129-000 T1470161125-000 T1470161132-000 T1470161221-000 T1470161229-000 T1470161225-000 T1470161232-000 | | | | | | | | | | | | | | | | | | |
| Construction | H | | | | | | | | | | | | | | | | | | | | | | | | | | | | |
| Low | 56 | | | | | | | | | | | | | | | | | | | | | | | | | | | | |
| High | 81 | | | | | | | | | | | | | | | | | | | | | | | | | | | | |
| Side entry housing with two levers | | | | | | | | | | | | | | | | | | | | | | | | | | | | | |
|  |  <table border="1" data-bbox="319 1198 534 1288"> <tr> <td>Construction</td> <td>H</td> </tr> <tr> <td>Low</td> <td>60</td> </tr> <tr> <td>High</td> <td>76</td> </tr> </table> | Construction | H | Low | 60 | High | 76 | Low construction M20 M25 High construction M25 M32 | PG16 PG21 PG21 PG29 | H16B-TSBS-PG16 H16B-TSBS-PG21 H16B-TSBS-M20 H16B-TSBS-M25 H16B-TSBHS-PG21 H16B-TSBHS-PG29 H16B-TSBHS-M25 H16B-TSBHS-M32 | T1250163116-000 T1250163121-000 T1250163120-000 T1250163125-000 T1270163121-000 T1270163129-000 T1270163125-000 T1270163132-000 | | | | | | | | | | | | | | | | | | |
| Construction | H | | | | | | | | | | | | | | | | | | | | | | | | | | | | |
| Low | 60 | | | | | | | | | | | | | | | | | | | | | | | | | | | | |
| High | 76 | | | | | | | | | | | | | | | | | | | | | | | | | | | | |
| Top entry housing with two levers | | | | | | | | | | | | | | | | | | | | | | | | | | | | | |
|  |  <table border="1" data-bbox="319 1489 534 1579"> <tr> <td>Construction</td> <td>H</td> </tr> <tr> <td>Low</td> <td>60</td> </tr> <tr> <td>High</td> <td>76</td> </tr> </table> | Construction | H | Low | 60 | High | 76 | Low construction M20 M25 High construction M25 M32 | PG16 PG21 PG21 PG29 | H16B-TGBS-PG16 H16B-TGBS-PG21 H16B-TGBS-M20 H16B-TGBS-M25 H16B-TGBHS-PG21 H16B-TGBHS-PG29 H16B-TGBHS-M25 H16B-TGBHS-M32 | T1260163116-000 T1260163121-000 T1260163120-000 T1260163125-000 T1280163121-000 T1280163129-000 T1280163125-000 T1280163132-000 | | | | | | | | | | | | | | | | | | |
| Construction | H | | | | | | | | | | | | | | | | | | | | | | | | | | | | |
| Low | 60 | | | | | | | | | | | | | | | | | | | | | | | | | | | | |
| High | 76 | | | | | | | | | | | | | | | | | | | | | | | | | | | | |
| Bulkhead mounted with 4 bolts | | | | | | | | | | | | | | | | | | | | | | | | | | | | | |
|  | With protection cover  <table border="1" data-bbox="311 1937 694 2016"> <tr> <td>Construction</td> <td>A</td> <td>B</td> <td>C</td> <td>D</td> <td>F</td> <td>G</td> <td>H</td> </tr> <tr> <td>Low</td> <td>105</td> <td>117</td> <td>45</td> <td>57</td> <td>20</td> <td>65</td> <td>56</td> </tr> <tr> <td>High</td> <td>105</td> <td>117</td> <td>45</td> <td>57</td> <td>20</td> <td>65</td> <td>81</td> </tr> </table> | Construction | A | B | C | D | F | G | H | Low | 105 | 117 | 45 | 57 | 20 | 65 | 56 | High | 105 | 117 | 45 | 57 | 20 | 65 | 81 | 1 Side entry Low construction M25 M25 High construction M25 M32 2 Side entry Low construction M25 M32 High construction M25 M32 | PG21 PG21 PG21 PG29 PG21 PG29 PG21 PG29 | H16B-AD-BO H16B-SDR-BO-PG21 H16B-SDR-BO-M25 H16B-SDR-BO-2PG21 H16B-SDR-BO-2M25 H16B-SDRH-BO-PG21 H16B-SDRH-BO-PG29 H16B-SDRH-BO-M25 H16B-SDRH-BO-M32 H16B-SDRH-BO-2PG21 H16B-SDRH-BO-2PG29 H16B-SDRH-BO-2M25 H16B-SDRH-BO-2M32 | T1430160000-000 T1460160121-000 T1460160125-000 T1460160221-000 T1460160225-000 T1490160121-000 T1490160129-000 T1490160125-000 T1490160132-000 T1490160221-000 T1490160229-000 T1490160225-000 T1490160232-000 |
| Construction | A | B | C | D | F | G | H | | | | | | | | | | | | | | | | | | | | | | |
| Low | 105 | 117 | 45 | 57 | 20 | 65 | 56 | | | | | | | | | | | | | | | | | | | | | | |
| High | 105 | 117 | 45 | 57 | 20 | 65 | 81 | | | | | | | | | | | | | | | | | | | | | | |


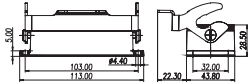

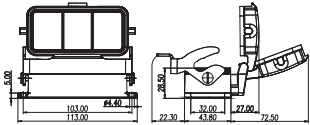

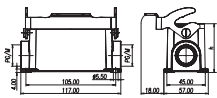

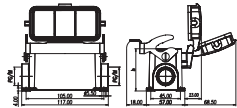
H16B with 1 lever on the hoods/housings

POWDER-COATED, RAL 7037

| Dimensions (mm) | | Metr. | PG | Type | Part Number | | | | | | |
|---|---|-------------------|--------------|--|---|-------|------|------------|--------------|--|--|
| Hood: Side entry | | | | | | | | | | | |
|  | Low construction  | M25 M32 | PG21 PG29 | H16B-TS-RO-PG21 H16B-TS-RO-PG29 H16B-TS-RO-M25 H16B-TS-RO-M32 | T1310160121-000 T1310160129-000 T1310160125-000 T1310160132-000 | | | | | | |
|  | High construction  | M25 M32 M40 | PG21 PG29 | H16B-TSH-RO-PG21 H16B-TSH-RO-PG29 H16B-TSH-RO-M25 H16B-TSH-RO-M32 H16B-TSH-RO-M40 | T1330160121-000 T1330160129-000 T1330160125-000 T1330160132-000 T1330160140-000 | | | | | | |
| Hood: Top entry | | | | | | | | | | | |
|  | Low construction  | M25 M32 | PG21 PG29 | H16B-TG-RO-PG21 H16B-TG-RO-PG29 H16B-TG-RO-M25 H16B-TG-RO-M32 | T1320160121-000 T1320160129-000 T1320160125-000 T1320160132-000 | | | | | | |
|  | High construction  | M25 M32 M40 | PG21 PG29 | H16B-TGH-RO-PG21 H16B-TGH-RO-PG29 H16B-TGH-RO-M25 H16B-TGH-RO-M32 H16B-TGH-RO-M40 | T1340160121-000 T1340160129-000 T1340160125-000 T1340160132-000 T1340160140-000 | | | | | | |
| Cable-to-cable hood | | | | | | | | | | | |
|  |  <table border="1" data-bbox="529 1352 753 1442"> <thead> <tr> <th>Construction</th> <th>H</th> </tr> </thead> <tbody> <tr> <td>Low</td> <td>62.5</td> </tr> <tr> <td>Hight</td> <td>74.5</td> </tr> </tbody> </table> | Construction | H | Low | 62.5 | Hight | 74.5 | M25 M32 | PG21 PG29 | H16B-TBF-LB-PG21 H16B-TBF-LB-PG29 H16B-TBF-LB-M25 H16B-TBF-LB-M32 | T1730163121-000 T1730163129-000 T1730163125-000 T1730163132-000 |
| Construction | H | | | | | | | | | | |
| Low | 62.5 | | | | | | | | | | |
| Hight | 74.5 | | | | | | | | | | |
| | | M25 M32 M40 | PG21 PG29 | H16B-TBFH-LB-PG21 H16B-TBFH-LB-PG29 H16B-TBFH-LB-M25 H16B-TBFH-LB-M32 H16B-TBFH-LB-M40 | T1770163121-000 T1770163129-000 T1770163125-000 T1770163132-000 T1770163140-000 | | | | | | |
| Protection covers for hoods | | | | | | | | | | | |
|  | | | | H16B-KDTP-LB | T1010161500-000 | | | | | | |

H16B with 1 lever on the hoods/housings

POWDER-COATED, RAL 7037

| Dimensions (mm) | | Metr. | PG | Type | Part Number | | | | | | | |
|---|---|--------------|--|--|-----------------|------|----|----------------------------------|------------|--------------|--|--|
| Bulkhead mounted | | | | | | | | | | | | |
|  |  | | | H16B-AG-LB | T1500163000-000 | | | | | | | |
|  | With protection cover  | | | H16B-AD-LB | T1510163000-000 | | | | | | | |
| Surface mounted: Side entry | | | | | | | | | | | | |
|  |  <table border="1" data-bbox="325 1151 544 1245"> <tr><td>Construction</td><td>H</td></tr> <tr><td>Low</td><td>56</td></tr> <tr><td>High</td><td>81</td></tr> </table> | Construction | H | Low | 56 | High | 81 | 1 Side entry Low construction | M20 M25 | PG16 PG21 | H16B-SGR-LB-PG16 H16B-SGR-LB-PG21 H16B-SGR-LB-M20 H16B-SGR-LB-M25 | T1610163116-000 T1610163121-000 T1610163120-000 T1610163125-000 |
| | | Construction | H | | | | | | | | | |
| | | Low | 56 | | | | | | | | | |
| | | High | 81 | | | | | | | | | |
| 2 Side entry Low construction | M20 M25 | PG16 PG21 | H16B-SGR-LB-2PG16 H16B-SGR-LB-2PG21 H16B-SGR-LB-2M20 H16B-SGR-LB-2M25 | T1610163216-000 T1610163221-000 T1610163220-000 T1610163225-000 | | | | | | | | |
| 1 Side entry High construction | M25 M32 | PG21 PG29 | H16B-SGRH-LB-PG21 H16B-SGRH-LB-PG29 H16B-SGRH-LB-M25 H16B-SGRH-LB-M32 | T1650163121-000 T1650163129-000 T1650163125-000 T1650163132-000 | | | | | | | | |
| 2 Side entry High construction | M25 M32 | PG21 PG29 | H16B-SGRH-LB-2PG21 H16B-SGRH-LB-2PG29 H16B-SGRH-LB-2M25 H16B-SGRH-LB-2M32 | T1650163221-000 T1650163229-000 T1650163225-000 T1650163232-000 | | | | | | | | |
|  | With protection cover  <table border="1" data-bbox="325 1570 544 1664"> <tr><td>Construction</td><td>H</td></tr> <tr><td>Low</td><td>56</td></tr> <tr><td>High</td><td>81</td></tr> </table> | Construction | H | Low | 56 | High | 81 | 1 Side entry Low construction | M20 M25 | PG16 PG21 | H16B-SDR-LB-PG16 H16B-SDR-LB-PG21 H16B-SDR-LB-M20 H16B-SDR-LB-M25 | T1620163116-000 T1620163121-000 T1620163120-000 T1620163125-000 |
| | | Construction | H | | | | | | | | | |
| | | Low | 56 | | | | | | | | | |
| | | High | 81 | | | | | | | | | |
| 2 Side entry Low construction | M20 M25 | PG16 PG21 | H16B-SDR-LB-2PG16 H16B-SDR-LB-2PG21 H16B-SDR-LB-2M20 H16B-SDR-LB-2M25 | T1620163216-000 T1620163221-000 T1620163220-000 T1620163225-000 | | | | | | | | |
| 1 Side entry High construction | M25 M32 | PG21 PG29 | H16B-SDRH-LB-PG21 H16B-SDRH-LB-PG29 H16B-SDRH-LB-M25 H16B-SDRH-LB-M32 | T1660163121-000 T1660163129-000 T1660163125-000 T1660163132-000 | | | | | | | | |
| 2 Side entry High construction | M25 M32 | PG21 PG29 | H16B-SDRH-LB-2PG21 H16B-SDRH-LB-2PG29 H16B-SDRH-LB-2M25 H16B-SDRH-LB-2M32 | T1660163221-000 T1660163229-000 T1660163225-000 T1660163232-000 | | | | | | | | |

HIP.16/40, HIP-K.16/40, EMV-K.16/40 housings


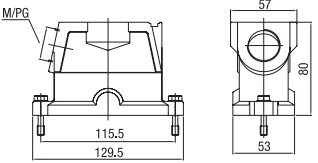

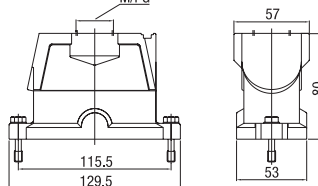

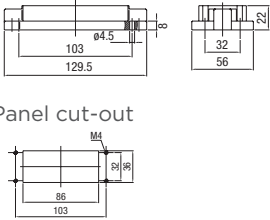

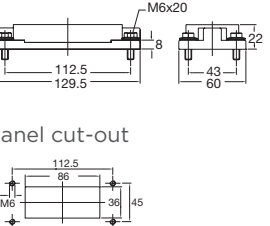
HIP: Pressure-tight, silver-grey

HIP-K: Housings corrosion-resistant, black, according to DIN IEC 68 T2-52 and ASTM B117-09 > 1000h

EMV-K: Protection against electro-magnetic interference, pressure-tight, housings corrosion-resistant, black

Pressure-tight up to 5 bar

IP 68 / IP 69 K

| Description | Metr. | PG | Type | Part Number | |
|---|--|-----|----------|---|---|
| Hood: Side entry | | | | | |
|  |  | M32 | 21 29 | HIP HIP.16/40.STS.1.21.G HIP.16/40.STS.1.29.G HIP.16/40.STS.1.M32.G | 1-1102649-5 1-1102651-5 0-1106454-2 |
| | | M32 | 29 | HIP-K HIP-K.16/40.STS.1.29.G HIP-K.16/40.STS.1.M32.G | 2-1102651-5 0-1106444-2 |
| | | M32 | 29 21 | EMV-K EMV-K.16/40.STS.1.29.G EMV-K.16/40.STS.1.M32.G EMV-K.16/40.STS.1.21.G | 4-1102723-5 0-1106446-4 4-1102722-5 |
| Hood: Top entry | | | | | |
|  |  | M32 | 21 29 | HIP HIP.16/40.STO.1.21.G HIP.16/40.STO.1.29.G HIP.16/40.STO.1.M32.G | 1-1102653-5 1-1102655-5 0-1106454-1 |
| | | M32 | 21 29 | HIP-K HIP-K.16/40.STO.2.21.G HIP-K.16/40.STO.1.29.G HIP-K.16/40.STO.1.M32.G | 0-1108534-1 2-1102655-5 0-1106444-1 |
| | | M32 | 29 | EMV-K EMV-K.16/40.STO.1.29.G EMV-K.16/40.STO.1.M32.G | 4-1102725-5 0-1106446-3 |
| Surface mounted housing: Bottom entry | | | | | |
|  |  <p>Panel cut-out</p> | | | HIP HIP.16/40.AG | 1-1102656-5 |
| | | | | HIP-K HIP-K.16/40.AG | 2-1102656-5 |
| | | | | EMV-K EMV-K.16/40.AG | 4-1102728-5 |
|  |  <p>Panel cut-out</p> | | | HIP HIP.16/40.AG.M6 | 1-1102618-5 |
| | | | | HIP-K HIP-K.16/40.AG.M6 | 2-1102618-5 |
| | | | | EMV-K EMV-K.16/40.AG.M6 | 4-1102730-5 |

HIP.16/40, HIP-K.16/40, EMV-K.16/40 housings



HIP: Pressure-tight, silver-grey

HIP-K: Housings corrosion-resistant, black, according to DIN IEC 68 T2-52 and ASTM B117-09 > 1000h

EMV-K: Protection against electro-magnetic interference, pressure-tight, housings corrosion-resistant, black

Pressure-tight up to 5 bar

IP 68 / IP 69 K


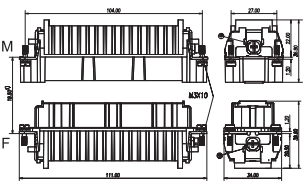
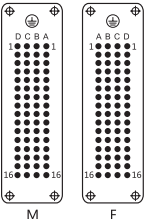
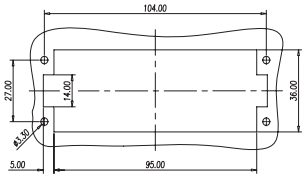
| Description | Metr. | PG | Type | Part Number |
|---|-------|------------|---------------------------------------|-------------|
| Surface mounted housing: Side entry | | | | |
|  | 2xM32 | 21 2x21 | HIP HIP.16/40.SG.1.21.G | 1-1102616-5 |
| | | | HIP.16/40.SG.2.21.G | 1-1102617-5 |
| | | | HIP.16/40.SG.2.M32.G | 0-1106453-1 |
| | 2xM32 | 21 2x21 | HIP-K HIP-K.16/40.SG.1.21.G | 5-1102616-5 |
| | | | HIP-K.16/40.SG.2.21.G | 2-1102617-5 |
| | | | HIP-K.16/40.SG.2.M32.G | 0-1106443-1 |
| | 2xM32 | 21 2x21 | EMV-K EMV-K.16/40.SG.1.21.Z | 4-1102726-5 |
| | | | EMV-K.16/40.SG.2.21.Z | 4-1102727-5 |
| | | | EMV-K.16/40.SG.2.M32.G | 0-1106445-2 |
| Protective covers for housings | | | | |
|  | | | HIP HIP/EMV.16/40.SKB | 3-1106203-5 |
| | | | HIP-K HIP-K.16/40.SKB | 4-1106203-5 |

HD-064 inserts


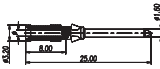

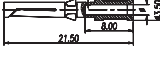
INSERTS FOR H24B HOOD/HOUSING

250V 10A

64+ (♁) (machined contacts)

| Dimensions (mm) | | Type | Part Number | |
|--|--|----------|-----------------|-----------------|
| | | | Male insert | Female insert |
| Crimp terminal (order crimp contacts separately) | | | | |
|  |  | HD-064-M | T2020642101-000 | |
| | | HD-064-F | | T2020642201-000 |
| Contact arrangement view from termination side  | Panel cut out for inserts for use without hoods/housings  | | | |

10A Contact


| Tech data Material: copper alloy Contact resistance: $\leq 3m\Omega$ Terminal: crimp connection CDM/Male  | 10A Male crimp contacts  | Wire gauge | | Stripping length | Crimp contacts, silver-plated | | Crimp contacts, gold-plated | |
|---|--|-----------------|-------|------------------|-------------------------------|-----------------|-----------------------------|-----------------|
| | | mm ² | AWG | | Type | Part Number | Type | Part Number |
| | | 0.14-0.37 | 26-22 | 8.0 | CDM-0.14 | T2020001002-000 | DDM-0.14 | T2020011002-000 |
| | | 0.5 | 20 | 8.0 | CDM-0.5 | T2020001005-000 | DDM-0.5 | T2020011005-000 |
| | | 0.75 | 18 | 8.0 | CDM-0.75 | T2020001008-000 | DDM-0.75 | T2020011008-000 |
| | | 1.0 | 18 | 8.0 | CDM-1.0 | T2020001010-000 | DDM-1.0 | T2020011010-000 |
| | | 1.5 | 16 | 8.0 | CDM-1.5 | T2020001015-000 | DDM-1.5 | T2020011015-000 |
| | | 2.5 | 14 | 6.0 | CDM-2.5 | T2020001025-000 | DDM-2.5 | T2020011025-000 |
| CDF/Female  | 10A Female crimp contacts  | 0.14-0.37 | 26-22 | 8.0 | CDF-0.14 | T2020002002-000 | DDF-0.14 | T2020012002-000 |
| | | 0.5 | 20 | 8.0 | CDF-0.5 | T2020002005-000 | DDF-0.5 | T2020012005-000 |
| | | 0.75 | 18 | 8.0 | CDF-0.75 | T2020002008-000 | DDF-0.75 | T2020012008-000 |
| | | 1.0 | 18 | 8.0 | CDF-1.0 | T2020002010-000 | DDF-1.0 | T2020012010-000 |
| | | 1.5 | 16 | 8.0 | CDF-1.5 | T2020002015-000 | DDF-1.5 | T2020012015-000 |
| | | 2.5 | 14 | 6.0 | CDF-2.5 | T2020002025-000 | DDF-2.5 | T2020012025-000 |

HD-064 inserts

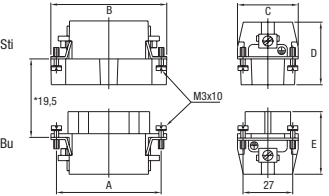
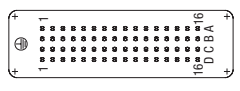
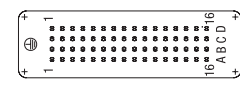
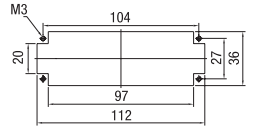
INSERTS FOR H24B HOOD/HOUSING

250V 10A

64+ \oplus (stamped and formed contacts)

| Description | | Type | Part Number | |
|---|---------------|-------------|-------------|---------------|
| Male insert | Female insert | | Male insert | Female insert |
| Crimp terminal | | | | |
|  | | HD.64.Sti.C | 2-1103032-3 | |
| | | HD.64.BU.C | | 2-1103033-3 |

Suitable crimp contacts and crimping tools: see page 111


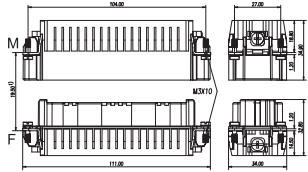
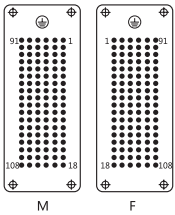
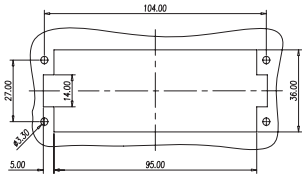
| Dimensions (mm) | Contact arrangement | | Panel cut-out |
|---|---|--|---|
| | Male insert | Female insert | |
|  |  |  |  |

HDD-108 inserts


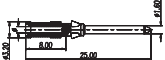

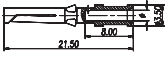
INSERTS FOR H24B HOOD/HOUSING

250V 10A

108+⊕ (machined contacts)

| Dimensions (mm) | Type | Part Number | |
|--|--|-------------|---------------------|
| | | Male insert | Female insert |
| Crimp terminal (order crimp contacts separately) | | | |
|  |  | HDD-108-M | T 2 03 108 2101-000 |
| | | HDD-108-F | T 2 03 108 2201-000 |
| Contact arrangement view from termination side  | Panel cut out for inserts for use without hoods/housings  | | |




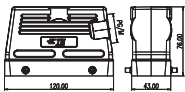

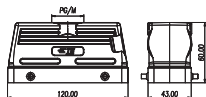

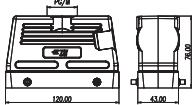

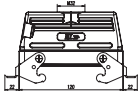

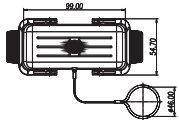

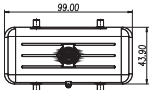
10A Contact

| Tech data | 10A Male crimp contacts | Wire gauge | | Strip-ping length | Crimp contacts, silver-plated | | Crimp contacts, gold-plated | |
|---|---|-----------------|-------|-------------------|-------------------------------|-----------------|-----------------------------|-----------------|
| | | mm ² | AWG | | Type | Part Number | Type | Part Number |
| Material: copper alloy Contact resistance: ≤3mΩ Terminal: crimp connection CDM/Male  |  | 0.14-0.37 | 26-22 | 8.0 | CDM-0.14 | T2020001002-000 | DDM-0.14 | T2020011002-000 |
| | | 0.5 | 20 | 8.0 | CDM-0.5 | T2020001005-000 | DDM-0.5 | T2020011005-000 |
| | | 0.75 | 18 | 8.0 | CDM-0.75 | T2020001008-000 | DDM-0.75 | T2020011008-000 |
| | | 1.0 | 18 | 8.0 | CDM-1.0 | T2020001010-000 | DDM-1.0 | T2020011010-000 |
| | | 1.5 | 16 | 8.0 | CDM-1.5 | T2020001015-000 | DDM-1.5 | T2020011015-000 |
| | | 2.5 | 14 | 6.0 | CDM-2.5 | T2020001025-000 | DDM-2.5 | T2020011025-000 |
| CDF/Female  | 10A Female crimp contacts  | 0.14-0.37 | 26-22 | 8.0 | CDF-0.14 | T2020002002-000 | DDF-0.14 | T2020012002-000 |
| | | 0.5 | 20 | 8.0 | CDF-0.5 | T2020002005-000 | DDF-0.5 | T2020012005-000 |
| | | 0.75 | 18 | 8.0 | CDF-0.75 | T2020002008-000 | DDF-0.75 | T2020012008-000 |
| | | 1.0 | 18 | 8.0 | CDF-1.0 | T2020002010-000 | DDF-1.0 | T2020012010-000 |
| | | 1.5 | 16 | 8.0 | CDF-1.5 | T2020002015-000 | DDF-1.5 | T2020012015-000 |
| | | 2.5 | 14 | 6.0 | CDF-2.5 | T2020002025-000 | DDF-2.5 | T2020012025-000 |




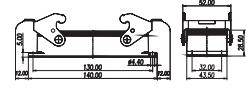

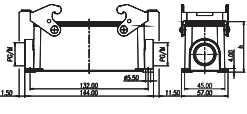

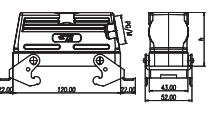

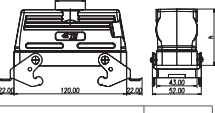

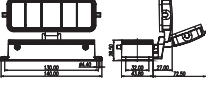
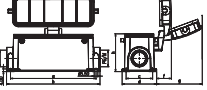
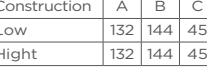
H24B with 2 levers on the hoods/housings

POWDER-COATED, RAL 7037

| Dimensions (mm) | | Metr. | PG | Type | Part Number | | | | | | |
|---|--|-------------------|--------------|--|---|------|------|------------|------|--|---|
| Hood: Side entry | | | | | | | | | | | |
|  | <p>Low construction</p>  | M25 M32 | PG16 PG21 | H24B-TS-PG16 H24B-TS-PG21 H24B-TS-M25 H24B-TS-M32 | T1210240116-000 T1210240121-000 T1210240125-000 T1210240132-000 | | | | | | |
|  | <p>High construction</p>  | M25 M32 M40 | PG21 PG29 | H24B-TSH-PG21 H24B-TSH-PG29 H24B-TSH-M25 H24B-TSH-M32 H24B-TSH-M40 | T1230240121-000 T1230240129-000 T1230240125-000 T1230240132-000 T1230240140-000 | | | | | | |
| Hood: Top entry | | | | | | | | | | | |
|  | <p>Low construction</p>  | M25 M32 | PG16 PG21 | H24B-TG-PG16 H24B-TG-PG21 H24B-TG-M25 H24B-TG-M32 | T1220240116-000 T1220240121-000 T1220240125-000 T1220240132-000 | | | | | | |
|  | <p>High construction</p>  | M25 M32 M40 | PG21 PG29 | H24B-TGH-PG21 H24B-TGH-PG29 H24B-TGH-M25 H24B-TGH-M32 H24B-TGH-M40 | T1240240121-000 T1240240129-000 T1240240125-000 T1240240132-000 T1240240140-000 | | | | | | |
| Cable-to-cable hood | | | | | | | | | | | |
|  |  <table border="1" data-bbox="533 1361 751 1458"> <thead> <tr> <th>Construction</th> <th>H</th> </tr> </thead> <tbody> <tr> <td>Low</td> <td>62.5</td> </tr> <tr> <td>High</td> <td>78.5</td> </tr> </tbody> </table> | Construction | H | Low | 62.5 | High | 78.5 | M25 M32 | PG21 | H24B-TBFS-PG21 H24B-TBFS-M25 H24B-TBFS-M32 | T1710241121-000 T1710241125-000 T1710241132-000 |
| Construction | H | | | | | | | | | | |
| Low | 62.5 | | | | | | | | | | |
| High | 78.5 | | | | | | | | | | |
| | | M25 M32 M40 | PG21 PG29 | H24B-TBFHS-PG21 H24B-TBFHS-PG29 H24B-TBFHS-M25 H24B-TBFHS-M32 H24B-TBFHS-M40 | T1750241121-000 T1750241129-000 T1750241125-000 T1750241132-000 T1750241140-000 | | | | | | |
| Protection covers for hoods | | | | | | | | | | | |
|  |  | | | H24B-KDTP | T1010241400-000 | | | | | | |
| Housing protection cover | | | | | | | | | | | |
|  |  | | | H24B-KDBP | T1010242100-000 | | | | | | |


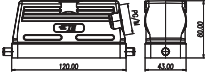

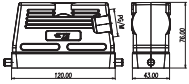

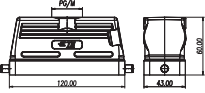

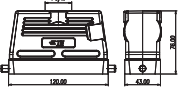

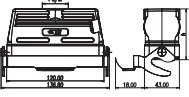

H24B with 2 levers on the hoods/housings

POWDER-COATED, RAL 7037

| Dimensions (mm) | | Metr. | PG | Type | Part Number | | |
|---|---|---------------------------------|----------------------------------|-------------------|-------------------|-------------------|------------------|
| Bulkhead mounted | | | | | | | |
|  |  | | | H24B-AGS | T1410241000-000 | | |
| Surface mounted: Side entry | | | | | | | |
|  |  | Side entry Low construction | M25 | PG21 | H24B-SGRS-PG21 | T1440241121-000 | |
| | | | M25 | PG21 | H24B-SGRS-M25 | T1440241125-000 | |
| | | | M25 | PG21 | H24B-SGRS-2PG21 | T1440241221-000 | |
| | | | M25 | PG21 | H24B-SGRS-2M25 | T1440241225-000 | |
| | | | M25 | PG21 | H24B-SGRHS-PG21 | T1470241121-000 | |
| | | | M32 | PG29 | H24B-SGRHS-PG29 | T1470241129-000 | |
| | | | M25 | PG21 | H24B-SGRHS-M25 | T1470241125-000 | |
| | | | M32 | PG21 | H24B-SGRHS-M32 | T1470241132-000 | |
| | | Side entry High construction | M25 | PG21 | H24B-SGRHS-2PG21 | T1470241221-000 | |
| | | | M25 | PG29 | H24B-SGRHS-2PG29 | T1470241229-000 | |
| | | | M25 | PG21 | H24B-SGRHS-2M25 | T1470241225-000 | |
| | | | M32 | PG29 | H24B-SGRHS-2M32 | T1470241232-000 | |
| Side entry housing with two levers | | | | | | | |
|  |  | Low construction | M20 | PG16 | H24B-TSBS-PG16 | T1250243116-000 | |
| | | | M25 | PG21 | H24B-TSBS-PG21 | T1250243121-000 | |
| | | | M25 | PG21 | H24B-TSBS-M20 | T1250243120-000 | |
| | | | M25 | PG21 | H24B-TSBS-M25 | T1250243125-000 | |
| | | | M25 | PG21 | H24B-TSBHS-PG21 | T1270243121-000 | |
| | | | M32 | PG29 | H24B-TSBHS-PG29 | T1270243129-000 | |
| | | High construction | M25 | PG21 | H24B-TSBHS-M25 | T1270243125-000 | |
| | | | M25 | PG21 | H24B-TSBHS-M32 | T1270243132-000 | |
| | | | M32 | PG29 | H24B-TSBHS-M32 | T1270243132-000 | |
| Top entry housing with two levers | | | | | | | |
|  |  | Low construction | M20 | PG16 | H24B-TGBS-PG16 | T1260243116-000 | |
| | | | M25 | PG21 | H24B-TGBS-PG21 | T1260243121-000 | |
| | | | M25 | PG21 | H24B-TGBS-M20 | T1260243120-000 | |
| | | | M25 | PG21 | H24B-TGBS-M25 | T1260243125-000 | |
| | | | M25 | PG21 | H24B-TGBHS-PG21 | T1280243121-000 | |
| | | | M32 | PG29 | H24B-TGBHS-PG29 | T1280243129-000 | |
| | | High construction | M25 | PG21 | H24B-TGBHS-M25 | T1280243125-000 | |
| | | | M25 | PG21 | H24B-TGBHS-M32 | T1280243132-000 | |
| | | | M32 | PG29 | H24B-TGBHS-M32 | T1280243132-000 | |
| Bulkhead mounted with 4 bolts | | | | | | | |
|  | With protection cover | | 1 Side entry Low construction | PG21 | H24B-AD-BO | T1430240000-000 | |
| |  | | | | M25 | H24B-SDR-BO-PG21 | T1460240121-000 |
| | | | | | M25 | H24B-SDR-BO-M25 | T1460240125-000 |
| |  | | | | M25 | H24B-SDR-BO-2PG21 | T1460240221-000 |
| | | | | | M25 | H24B-SDR-BO-2M25 | T1460240225-000 |
| |  | | | | M25 | H24B-SDRH-BO-PG21 | T1490240121-000 |
| | | | | | M32 | H24B-SDRH-BO-PG29 | T1490240129-000 |
| | | | | | High construction | M25 | H24B-SDRH-BO-M25 |
| | | M25 | H24B-SDRH-BO-M32 | T1490240132-000 | | | |
| | | M25 | H24B-SDRH-BO-2PG21 | T1490240221-000 | | | |
| | | M32 | H24B-SDRH-BO-2PG29 | T1490240229-000 | | | |
| | | 2 Side entry | M25 | H24B-SDRH-BO-2M25 | T1490240225-000 | | |
| | | | M32 | H24B-SDRH-BO-2M32 | T1490240232-000 | | |
| | | | | | | | |


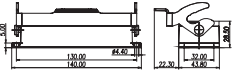

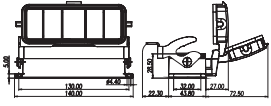

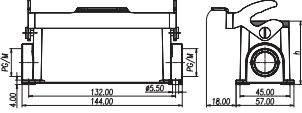

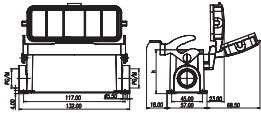
H24B with 1 lever on the hoods/housings

POWDER-COATED, RAL 7037

| Dimensions (mm) | | Metr. | PG | Type | Part Number | | | | | | |
|---|--|-------------------|--------------|--|---|------|------|------------|--------------|--|--|
| Hood: Side entry | | | | | | | | | | | |
|  | Low construction  | M25 M32 | PG21 PG29 | H24B-TS-RO-PG21 H24B-TS-RO-PG29 H24B-TS-RO-M25 H24B-TS-RO-M32 | T1310240121-000 T1310240129-000 T1310240125-000 T1310240132-000 | | | | | | |
|  | High construction  | M25 M32 M40 | PG21 PG29 | H24B-TSH-RO-PG21 H24B-TSH-RO-PG29 H24B-TSH-RO-M25 H24B-TSH-RO-M32 H24B-TSH-RO-M40 | T1330240121-000 T1330240129-000 T1330240125-000 T1330240132-000 T1330240140-000 | | | | | | |
| Hood: Top entry | | | | | | | | | | | |
|  | Low construction  | M25 M32 | PG21 PG29 | H24B-TG-RO-PG21 H24B-TG-RO-PG29 H24B-TG-RO-M25 H24B-TG-RO-M32 | T1320240121-000 T1320240129-000 T1320240125-000 T1320240132-000 | | | | | | |
|  | High construction  | M25 M32 M40 | PG21 PG29 | H24B-TGH-RO-PG21 H24B-TGH-RO-PG29 H24B-TGH-RO-M25 H24B-TGH-RO-M32 H24B-TGH-RO-M40 | T1340240121-000 T1340240129-000 T1340240125-000 T1340240132-000 T1340240140-000 | | | | | | |
| Cable-to-cable hood | | | | | | | | | | | |
|  |  <table border="1" data-bbox="531 1339 743 1429"> <thead> <tr> <th>Construction</th> <th>H</th> </tr> </thead> <tbody> <tr> <td>Low</td> <td>62.5</td> </tr> <tr> <td>High</td> <td>78.5</td> </tr> </tbody> </table> | Construction | H | Low | 62.5 | High | 78.5 | M25 M32 | PG21 PG29 | H24B-TBF-LB-PG21 H24B-TBF-LB-PG29 H24B-TBF-LB-M25 H24B-TBF-LB-M32 | T1730242121-000 T1730242129-000 T1730242125-000 T1730242132-000 |
| Construction | H | | | | | | | | | | |
| Low | 62.5 | | | | | | | | | | |
| High | 78.5 | | | | | | | | | | |
| | | M25 M32 M40 | PG21 PG29 | H24B-TBFH-LB-PG21 H24B-TBFH-LB-PG29 H24B-TBFH-LB-M25 H24B-TBFH-LB-M32 H24B-TBFH-LB-M40 | T1770243121-000 T1770243129-000 T1770243125-000 T1770243132-000 T1770243140-000 | | | | | | |
| Protection covers for hoods | | | | | | | | | | | |
|  | | | | H24B-KDTP-LB | T1010241500-000 | | | | | | |

H24B with 1 lever on the hoods/housings

POWDER-COATED, RAL 7037

| Dimensions (mm) | Metr. | PG | Type | Part Number | | | | | | |
|---|--|--------------|------------|-----------------|----|-------|----|---|--|--|
| Bulkhead mounted | | | | | | | | | | |
|  |  | | H24B-AG-LB | T1500243000-000 | | | | | | |
|  | With protection cover  | | H24B-AD-LB | T1510243000-000 | | | | | | |
| Surface mounted: Side entry | | | | | | | | | | |
|  |  <table border="1" data-bbox="322 1160 539 1258"> <tr><td>Construction</td><td>H</td></tr> <tr><td>Low</td><td>56</td></tr> <tr><td>Hight</td><td>81</td></tr> </table> | Construction | H | Low | 56 | Hight | 81 | Low construction 1 Side entry 2 Side entry High construction 1 Side entry 2 Side entry | M20 M25 M20 M25 M25 M32 M25 M32 PG16 PG21 PG16 PG21 PG21 PG29 PG21 PG29 PG21 PG29 | H24B-SGR-LB-PG16 H24B-SGR-LB-PG21 H24B-SGR-LB-M20 H24B-SGR-LB-M25 H24B-SGR-LB-2PG16 H24B-SGR-LB-2PG21 H24B-SGR-LB-2M20 H24B-SGR-LB-2M25 H24B-SGRH-LB-PG21 H24B-SGRH-LB-PG29 H24B-SGRH-LB-M25 H24B-SGRH-LB-M32 H24B-SGRH-LB-2PG21 H24B-SGRH-LB-2PG29 H24B-SGRH-LB-2M25 H24B-SGRH-LB-2M32 T1610243116-000 T1610243121-000 T1610243120-000 T1610243125-000 T1610243216-000 T1610243221-000 T1610243220-000 T1610243225-000 T1650243121-000 T1650243129-000 T1650243125-000 T1650243132-000 T1650243221-000 T1650243229-000 T1650243225-000 T1650243232-000 |
| Construction | H | | | | | | | | | |
| Low | 56 | | | | | | | | | |
| Hight | 81 | | | | | | | | | |
|  | With protection cover  <table border="1" data-bbox="322 1608 539 1706"> <tr><td>Construction</td><td>H</td></tr> <tr><td>Low</td><td>56</td></tr> <tr><td>Hight</td><td>81</td></tr> </table> | Construction | H | Low | 56 | Hight | 81 | Low construction 1 Side entry 2 Side entry High construction 1 Side entry 2 Side entry | M20 M25 M20 M25 M25 M32 M25 M32 PG16 PG21 PG16 PG21 PG21 PG29 PG21 PG29 | H24B-SDR-LB-PG16 H24B-SDR-LB-PG21 H24B-SDR-LB-M20 H24B-SDR-LB-M25 H24B-SDR-LB-2PG16 H24B-SDR-LB-2PG21 H24B-SDR-LB-2M20 H24B-SDR-LB-2M25 H24B-SDRH-LB-PG21 H24B-SDRH-LB-PG29 H24B-SDRH-LB-M25 H24B-SDRH-LB-M32 H24B-SDRH-LB-2PG21 H24B-SDRH-LB-2PG29 H24B-SDRH-LB-2M25 H24B-SDRH-LB-2M32 T1620243116-000 T1620243121-000 T1620243120-000 T1620243125-000 T1620243216-000 T1620243221-000 T1620243220-000 T1620243225-000 T1660243121-000 T1660243129-000 T1660243125-000 T1660243132-000 T1660243221-000 T1660243229-000 T1660243225-000 T1660243232-000 |
| Construction | H | | | | | | | | | |
| Low | 56 | | | | | | | | | |
| Hight | 81 | | | | | | | | | |

HIP.24/64, HIP-K.24/64, EMV-K.24/64 housings


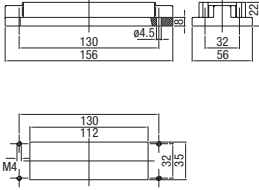

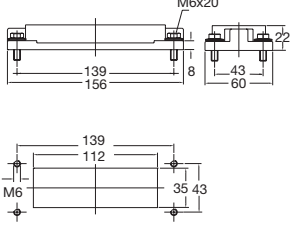

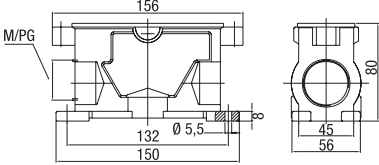

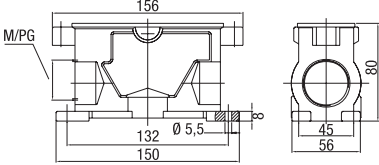

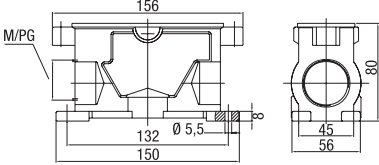

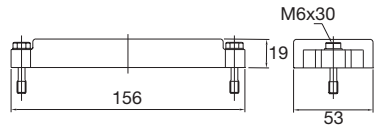
HIP: Pressure-tight, silver-grey

HIP-K: Housings corrosion-resistant, black, according to DIN IEC 68 T2-52 and ASTM B117-09 > 1000h

EMV-K: Protection against electro-magnetic interference, pressure-tight, housings corrosion-resistant, black

Pressure-tight up to 5 bar

IP 68 / IP 69 K

| Description | Metr. | PG | Type | Part Number |
|---|---|-------|---|-------------|
| Surface mounted housing: Bottom entry, Standard construction | | | | |
|  |  | | HIP HIP.24/64.AG | 1-1102665-5 |
| | | | HIP-K HIP-K.24/64.AG | 2-1102665-5 |
| | | | EMV-K EMV-K.24/64.AG | 4-1102760-5 |
|  |  | | HIP HIP.24/64.AG.M6 | 1-1102626-5 |
| | | | HIP-K HIP-K.24/64.AG.M6 | 2-1102626-5 |
| | | | HIP-K HIP-K.24/64.AG.M6.D | 2-1102628-5 |
| | | | HIP-K HIP-K-1.24/64.AG.M6.D | 0-1108533-1 |
| EMV-K EMV-K.24/64.AG.M6 | 4-1102736-5 | | | |
| Surface mounted housing: Side entry, Standard construction | | | | |
|  |  | 2xM40 | HIP HIP.24/64.SG.1.29.G | 1-1102624-5 |
| | | | HIP HIP.24/64.SG.2.29.G | 1-1102625-5 |
| | | | HIP HIP.24/64.SG.2.M40.G | 0-1106472-1 |
|  |  | 2xM40 | HIP-K HIP-K.24/64.SG.1.29.G | 5-1102624-5 |
| | | | HIP-K HIP-K.24/64.SG.2.29.G | 2-1102625-5 |
| | | | HIP-K HIP-K.24/64.SG.2.M40.G | 0-1106472-2 |
|  |  | 2xM40 | EMV-K EMV-K.24/64.SG.1.29.G | 4-1102734-5 |
| | | | EMV-K EMV-K.24/64.SG.2.29.G | 4-1102735-5 |
| | | | EMV-K EMV-K.24/64.SG.2.M40.G | 0-1106460-2 |
| Protective cover housings | | | | |
|  |  | | HIP HIP/EMV.24/64.SKB | 3-1106204-5 |
| | | | HIP-K/EMV-K HIP-K/EMV-K.24/64.SKB | 4-1106204-5 |

HIP.24/64, HIP-K.24/64, EMV-K.24/64 housings


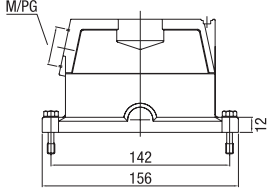

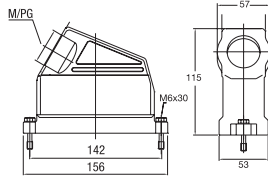

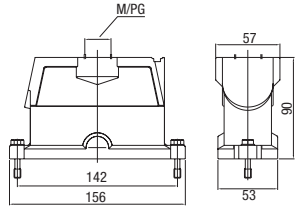
HIP: Pressure-tight, silver-grey

HIP-K: Housings corrosion-resistant, black, according to DIN IEC 68 T2-52 and ASTM B117-09 > 1000h

EMV-K: Protection against electro-magnetic interference, pressure-tight, housings corrosion-resistant, black

Pressure-tight up to 5 bar

IP 68 / IP 69 K

| Description | Metr. | PG | Type | Part Number | | |
|---|--|---|---|--|--|---|
| Hood: Side entry, Standard construction | | | | | | |
|  |  | M40 | HIP HIP.24/64.STS.1.21.G HIP.24/64.STS.1.29.G HIP.24/64.STS.1.M40.G | 1-1102658-5 1-1102660-5 0-1106473-2 | | |
| | | M40 | HIP-K HIP-K.24/64.STS.1.29.G HIP-K.24/64.STS.1.M40.G | 2-1102660-5 0-1106473-4 | | |
| | | M25 M32 M40 | EMV-K EMV-K.24/64.STS.1.29.G EMV-K.24/64.STS.1.M25.G EMV-K.24/64.STS.1.M32.G EMV-K.24/64.STS.1.M40.G | 4-1102755-5 0-1102983-1 0-1106461-8 0-1106461-3 | | |
|  |  | M40 | HIP HIP-KF.24/64.STS.1.29.G HIP-KF.24/64.STS.1.36.G HIP-KF.24/64.STS.1.M40.G | 1-1102622-5 1-1102623-5 0-1106474-1 | | |
| | | M40 | HIP-K HIP-KF/K.24/64.STS.1.29.G HIP-KF/K.24/64.STS.1.36.G HIP-KF/K.24/64.STS.1.M40.G | 2-1102622-5 2-1102623-5 0-1106474-2 | | |
| | | M40 | EMV-K EMV-KF/K.24/64.STS.1.29.G EMV-KF/K.24/64.STS.1.36.G EMV-KF/K.24/64.STS.1.M40.G | 4-1102732-5 4-1102733-5 0-1106462-2 | | |
| | | Hood: Top entry, Standard construction | | | | |
| | |  |  | M40 | HIP HIP.24/64.STO.1.21.G HIP.24/64.STO.1.29.G HIP.24/64.STO.1.M40.G | 1-1102662-5 1-1102664-5 0-1106473-1 |
| | | | | 2xM32 M40 | HIP-K HIP-K.24/64.STO.1.29.G HIP-K.24/64.STO.2.M32.G HIP-K.24/64.STO.1.M40.G | 2-1102664-5 0-1102792-1 0-1106473-3 |
| 2xM40 | EMV-K EMV-K.24/64.STO.1.29.G EMV-K.24/64.STO.1.M40.G | | | 4-1102759-5 0-1106461-4 | | |
| 2xM40 | | | | | | |


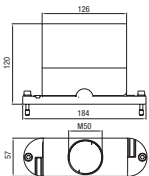

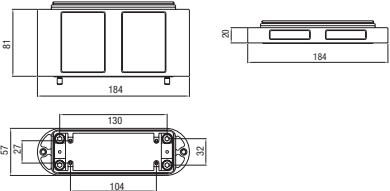

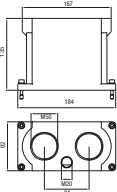

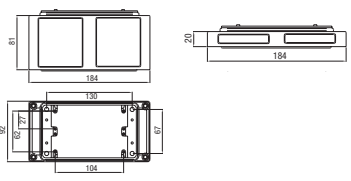
HF-HIP-K 8/HF-EMV-K 8, HF-HIP-K 12/HF-EMV-K 12 housings

HIP: Pressure-tight, silver-grey

HIP-K: Housings corrosion-resistant, black, according to DIN IEC 68 T2-52 and ASTM B117-09 > 1000h

EMV-K: Protection against electro-magnetic interference, pressure-tight, housings corrosion-resistant, black

Screw lock on hood





| Description | Metr. | PG | Type | Part Number |
|---|---|---|--|--|
| Hood | | | | |
|  |  | 1xM50 1xM50 2xM40 2xM40 | HF-HIP-K.8.Sto.1.M50G HF.8.EMV-K.8.Sto.1.M50G HF.HIP-K.8.Sto.2.M40G HF.EMV-K.8.Sto.2.M40G | 0-1102839-4 0-1102839-3 0-1102839-2 0-1102839-1 |
| Housing bottom | | | | |
|  |  | Height 20 mm 20 mm 81 mm 81 mm | HF-HIP-K.8.AG.N HF-EMV-K.8.AG.N HF-HIP-K.8.AG HF-EMV-K.8.AG | 0-1102837-2 0-1102837-1 0-1102836-2 0-1102836-1 |
| Hood | | | | |
|  |  | 2xM40 2xM40 2xM50 2xM50 | HF-HIP-K.12.Sto.2.M40G HF-EMV-K.12.Sto.2.M40G HF-HIP-K.12.Sto.2.M50G HF-EMV-K.12.Sto.2.M50G | 0-1102840-2 0-1102840-1 0-1102840-4 0-1102840-3 |
| Housing bottom | | | | |
|  |  | Height 20 mm 20 mm 81 mm 81 mm | HF-HIP-K.12.AG.N HF-EMV-K.12.AG.N HF-HIP-K.12.AG HF-EMV-K.12.AG | 0-1102838-2 0-1102838-1 0-1102192-2 0-1102192-1 |

HD-080 inserts

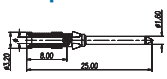


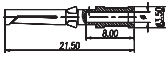
INSERTS FOR H32B HOOD/HOUSING

250V 10A

80 (2x40)+ \oplus (machined contacts)

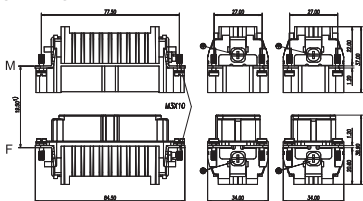
| Dimensions (mm) | | Type | Part Number | |
|---|---|-----------------------------------|------------------------------------|------------------------------------|
| | | | Male insert | Female insert |
| Crimp terminal (order crimp contacts separately) | Contact arrangement view from termination side | | | |
|  |  | HD-040-M(1-40) HD-040-M(41-80) | T2020402101-000 T2020802101-000 | |
|  |  | HD-040-F(1-40) HD-040-F(41-80) | | T2020402201-000 T2020802201-000 |

10A Contact

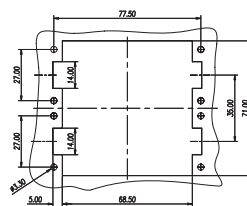
| Tech data Material: copper alloy Contact resistance: $\leq 3m\Omega$ Terminal: crimp connection CDM/Male | 10A Male crimp contacts  | Wire gauge | | Stripping length | Crimp contacts, silver-plated | | Crimp contacts, gold-plated | |
|---|--|-----------------|-------|------------------|-------------------------------|-----------------|-----------------------------|-----------------|
| | | mm ² | AWG | | mm | Type | Part Number | Type |
|  | | 0.14-0.37 | 26-22 | 8.0 | CDM-0.14 | T2020001002-000 | DDM-0.14 | T2020011002-000 |
| | | 0.5 | 20 | 8.0 | CDM-0.5 | T2020001005-000 | DDM-0.5 | T2020011005-000 |
| | | 0.75 | 18 | 8.0 | CDM-0.75 | T2020001008-000 | DDM-0.75 | T2020011008-000 |
| | | 1.0 | 18 | 8.0 | CDM-1.0 | T2020001010-000 | DDM-1.0 | T2020011010-000 |
| | | 1.5 | 16 | 8.0 | CDM-1.5 | T2020001015-000 | DDM-1.5 | T2020011015-000 |
| | | 2.5 | 14 | 6.0 | CDM-2.5 | T2020001025-000 | DDM-2.5 | T2020011025-000 |
| CDF/Female  | 10A Female crimp contacts  | 0.14-0.37 | 26-22 | 8.0 | CDF-0.14 | T2020002002-000 | DDF-0.14 | T2020012002-000 |
| | | 0.5 | 20 | 8.0 | CDF-0.5 | T2020002005-000 | DDF-0.5 | T2020012005-000 |
| | | 0.75 | 18 | 8.0 | CDF-0.75 | T2020002008-000 | DDF-0.75 | T2020012008-000 |
| | | 1.0 | 18 | 8.0 | CDF-1.0 | T2020002010-000 | DDF-1.0 | T2020012010-000 |
| | | 1.5 | 16 | 8.0 | CDF-1.5 | T2020002015-000 | DDF-1.5 | T2020012015-000 |
| | | 2.5 | 14 | 6.0 | CDF-2.5 | T2020002025-000 | DDF-2.5 | T2020012025-000 |

Distance for contact max. 24mm

Crimp terminal



Panel cut-out for inserts for use without hoods/housings




HD-080 inserts

INSERTS FOR H32B HOOD/HOUSING

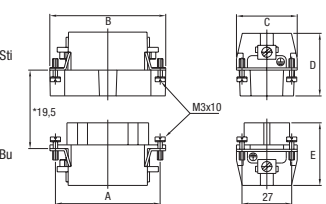
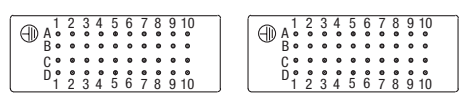
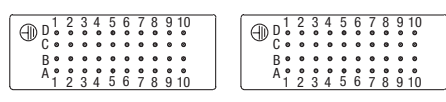
250V 10A

80 (2x40)+⊕ (stamped and formed contacts)

| Description | | Type | Part Number | |
|---|---------------|---------------|-------------|---------------|
| Male insert | Female insert | | Male insert | Female insert |
| Screw terminal | | | | |
|  | | 2xHD.40.Sti.C | 2-1103012-3 | |
| | | 2xHD.40.Bu.C | | 2-1103013-3 |

| Dimensions | A | B | C | D | E |
|------------|------|------|----|----|----|
| mm | 77.5 | 84.5 | 33 | 35 | 35 |

Suitable crimp contacts and crimping tools: see page 111




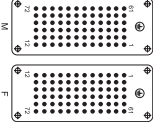
| Dimensions (mm) | Contact arrangement | |
|---|---|---|
| | Male insert | Female insert |
|  |  |  |

HDD-144 inserts


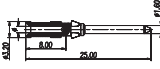

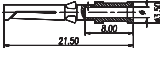
INSERTS FOR H32B HOOD/HOUSING

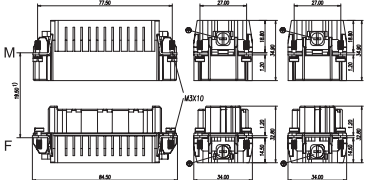
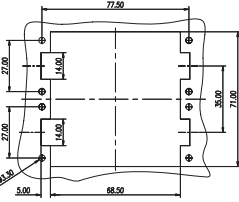
250V 10A

144 (2x72)+⊕ (machined contacts)

| Dimensions (mm) | | Type | Part Number | |
|---|---|--------------------------------------|------------------------------------|------------------------------------|
| | | | Male insert | Female insert |
| Crimp terminal (order crimp contacts separately) | Contact arrangement view from termination side | | | |
|  |  | HDD-072-M(1-72) HDD-072-M(73-144) | T2030722101-000 T2031442101-000 | |
|  |  | HDD-072-F(1-72) HDD-072-F(73-144) | | T2030722201-000 T2031442201-000 |

10A Contact




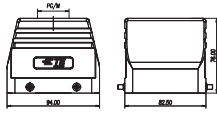

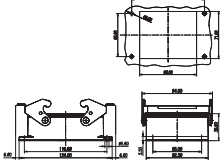

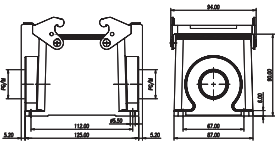

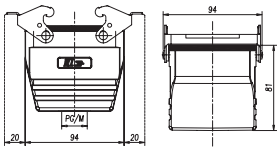

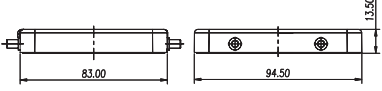
| Tech data Material: copper alloy Contact resistance: $\leq 3m\Omega$ Terminal: crimp connection CDM/Male  | 10A Male crimp contacts  | Wire gauge | | Strip-ping length | Crimp contacts, silver-plated | | Crimp contacts, gold-plated | |
|--|--|-----------------|-------|-------------------|-------------------------------|-----------------|-----------------------------|-----------------|
| | | mm ² | AWG | | Type | Part Number | Type | Part Number |
| | | 0.14-0.37 | 26-22 | 8.0 | CDM-0.14 | T2020001002-000 | DDM-0.14 | T2020011002-000 |
| | | 0.5 | 20 | 8.0 | CDM-0.5 | T2020001005-000 | DDM-0.5 | T2020011005-000 |
| | | 0.75 | 18 | 8.0 | CDM-0.75 | T2020001008-000 | DDM-0.75 | T2020011008-000 |
| | | 1.0 | 18 | 8.0 | CDM-1.0 | T2020001010-000 | DDM-1.0 | T2020011010-000 |
| | | 1.5 | 16 | 8.0 | CDM-1.5 | T2020001015-000 | DDM-1.5 | T2020011015-000 |
| | | 2.5 | 14 | 6.0 | CDM-2.5 | T2020001025-000 | DDM-2.5 | T2020011025-000 |
| CDF/Female  | 10A Female crimp contacts  | 0.14-0.37 | 26-22 | 8.0 | CDF-0.14 | T2020002002-000 | DDF-0.14 | T2020012002-000 |
| | | 0.5 | 20 | 8.0 | CDF-0.5 | T2020002005-000 | DDF-0.5 | T2020012005-000 |
| | | 0.75 | 18 | 8.0 | CDF-0.75 | T2020002008-000 | DDF-0.75 | T2020012008-000 |
| | | 1.0 | 18 | 8.0 | CDF-1.0 | T2020002010-000 | DDF-1.0 | T2020012010-000 |
| | | 1.5 | 16 | 8.0 | CDF-1.5 | T2020002015-000 | DDF-1.5 | T2020012015-000 |
| | | 2.5 | 14 | 6.0 | CDF-2.5 | T2020002025-000 | DDF-2.5 | T2020012025-000 |

| Distance for contact max. 24mm | Panel cut-out for inserts for use without hoods/housings |
|---|---|
| Crimp terminal  |  |




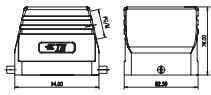

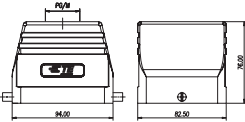

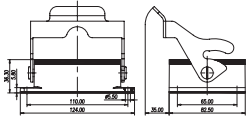

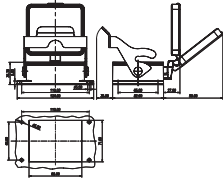

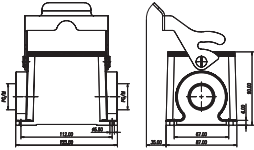

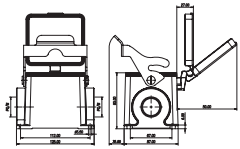
H32B with 2 levers on the hoods/housings

POWDER-COATED, RAL 7037

| Dimensions (mm) | Metr. | PG | Type | Part Number |
|---|---|--------------------------|--|--|
| Hood: Side entry | | | | |
|  |  | M32 M40 | PG29 PG36 H32B-TS-PG29 H32B-TS-PG36 H32B-TS-M32 H32B-TS-M40 | T1210320129-000 T1210320136-000 T1210320132-000 T1210320140-000 |
| Hood: Top entry | | | | |
|  |  | M25 M32 M40 M50 | PG21 PG29 PG36 PG42 H32B-TG-PG21 H32B-TG-PG29 H32B-TG-PG36 H32B-TG-PG42 H32B-TG-M25 H32B-TG-M32 H32B-TG-M40 H32B-TG-M50 | T1220320121-000 T1220320129-000 T1220320136-000 T1220320142-000 T1220320125-000 T1220320132-000 T1220320140-000 T1220320150-000 |
| Bulkhead mounted | | | | |
|  |  | | H32B-AG | T1410322000-000 |
| Surface mounted: Side entry | | | | |
|  |  | M32 M40 M50 M63 | PG29 PG36 PG42 H32B-SGR-PG29 H32B-SGR-PG36 H32B-SGR-PG42 H32B-SGR-M32 H32B-SGR-M40 H32B-SGR-M50 H32B-SGR-M63 | T1440322129-000 T1440322136-000 T1440322142-000 T1440322132-000 T1440322140-000 T1440322150-000 T1440322163-000 |
| | | M32 M40 M50 M63 | PG29 PG36 PG42 H32B-SGR-2PG29 H32B-SGR-2PG36 H32B-SGR-2PG42 H32B-SGR-2M32 H32B-SGR-2M40 H32B-SGR-2M50 H32B-SGR-2M63 | T1440322229-000 T1440322236-000 T1440322242-000 T1440322232-000 T1440322240-000 T1440322250-000 T1440322263-000 |
| Cable-to-cable hood | | | | |
|  |  | M32 M40 M50 M63 | PG29 PG36 PG42 H32B-TBF-PG29 H32B-TBF-PG36 H32B-TBF-PG42 H32B-TBF-M32 H32B-TBF-M40 H32B-TBF-M50 H32B-TBF-M63 | T1710322129-000 T1710322136-000 T1710322142-000 T1710322132-000 T1710322140-000 T1710322150-000 T1710322163-000 |
| Protection covers for hoods | | | | |
|  |  | | H32B-KDB | T1000321220-000 |

H32B with 1 lever on the hoods/housings

POWDER-COATED, RAL 7037





| Dimensions (mm) | Metr. | PG | Type | Part Number |
|---|--|--|--|--|
| Hood: Side entry | | | | |
|  |  | M32 M40 | PG29 PG36 H32B-TS-RO-PG29 H32B-TS-RO-PG36 H32B-TS-RO-M32 H32B-TS-RO-M40 | T1310320129-000 T1310320136-000 T1310320132-000 T1310320140-000 |
| Hood: Top entry | | | | |
|  |  | M25 M32 M40 M50 | PG21 PG29 PG36 PG42 H32B-TG-RO-PG21 H32B-TG-RO-PG29 H32B-TG-RO-PG36 H32B-TG-RO-PG42 H32B-TG-RO-M25 H32B-TG-RO-M32 H32B-TG-RO-M40 H32B-TG-RO-M50 | T1320320121-000 T1320320129-000 T1320320136-000 T1320320142-000 T1320320125-000 T1320320132-000 T1320320140-000 T1320320150-000 |
| Bulkhead mounted | | | | |
|  |  | | H32B-AG-LB | T1500322000-000 |
|  | With protection cover  | | H32B-AD-LB | T1510322000-000 |
| Surface mounted: Side entry | | | | |
|  |  | 1 Side entry M32 M40 2 Side entry M32 M40 | PG29 H32B-SGR-LB-PG29 H32B-SGR-LB-M32 H32B-SGR-LB-M40 PG29 H32B-SGR-LB-2PG29 H32B-SGR-LB-2M32 H32B-SGR-LB-2M40 | T1610322129-000 T1610322132-000 T1610322140-000 T1610322229-000 T1610322232-000 T1610322240-000 |
|  | With protection cover  | 1 Side entry M32 M40 2 Side entry M32 M40 | PG29 H32B-SDR-LB-PG29 H32B-SDR-LB-M32 H32B-SDR-LB-M40 PG29 H32B-SDR-LB-2PG29 H32B-SDR-LB-2M32 H32B-SDR-LB-2M40 | T1620320129-000 T1620320132-000 T1620320140-000 T1620320229-000 T1620320232-000 T1620320240-000 |

HD-128 inserts

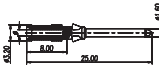

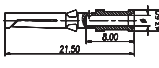
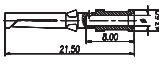
INSERTS FOR H48B HOOD/HOUSING

250V 10A

128 (2x64)+⊕ (machined contacts)

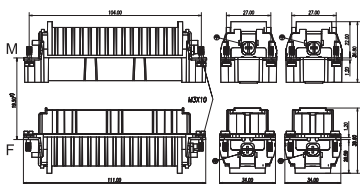
| Dimensions (mm) | | Type | Part Number | |
|---|---|------------------------------------|------------------------------------|------------------------------------|
| | | | Male insert | Female insert |
| Crimp terminal (order crimp contacts separately) | Contact arrangement view from termination side | | | |
|  |  | HD-O64-M(1-64) HD-O64-M(65-128) | T2020642101-000 T2021282101-000 | |
|  |  | HD-O64-F(1-64) HD-O64-F(65-128) | | T2020642201-000 T2021282201-000 |

10A Contact

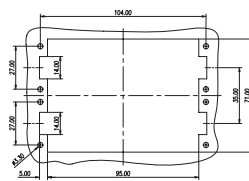
| Tech data Material: copper alloy Contact resistance: $\leq 3m\Omega$ Terminal: crimp connection CDM/Male | 10A Male crimp contacts  | Wire gauge | | Strip-ping length | Crimp contacts, silver-plated | | Crimp contacts, gold-plated | |
|---|--|---|--|-------------------|-------------------------------|-----------------|-----------------------------|-----------------|
| | | mm ² | AWG | | Type | Part Number | Type | Part Number |
|  | | 0.14-0.37 | 26-22 | 8.0 | CDM-0.14 | T2020001002-000 | DDM-0.14 | T2020011002-000 |
| | | 0.5 | 20 | 8.0 | CDM-0.5 | T2020001005-000 | DDM-0.5 | T2020011005-000 |
| | | 0.75 | 18 | 8.0 | CDM-0.75 | T2020001008-000 | DDM-0.75 | T2020011008-000 |
| | | 1.0 | 18 | 8.0 | CDM-1.0 | T2020001010-000 | DDM-1.0 | T2020011010-000 |
| | | 1.5 | 16 | 8.0 | CDM-1.5 | T2020001015-000 | DDM-1.5 | T2020011015-000 |
| | | 2.5 | 14 | 6.0 | CDM-2.5 | T2020001025-000 | DDM-2.5 | T2020011025-000 |
| | | CDF/Female  | 10A Female crimp contacts  | 0.14-0.37 | 26-22 | 8.0 | CDF-0.14 | T2020002002-000 |
| 0.5 | 20 | | | 8.0 | CDF-0.5 | T2020002005-000 | DDF-0.5 | T2020012005-000 |
| 0.75 | 18 | | | 8.0 | CDF-0.75 | T2020002008-000 | DDF-0.75 | T2020012008-000 |
| 1.0 | 18 | | | 8.0 | CDF-1.0 | T2020002010-000 | DDF-1.0 | T2020012010-000 |
| 1.5 | 16 | | | 8.0 | CDF-1.5 | T2020002015-000 | DDF-1.5 | T2020012015-000 |
| 2.5 | 14 | | | 6.0 | CDF-2.5 | T2020002025-000 | DDF-2.5 | T2020012025-000 |

Distance for contact max. 24mm

Crimp terminal



Panel cut-out for inserts for use without hoods/housings




HD.128/HEE 92 contact inserts

INSERTS FOR H48B HOOD/HOUSING

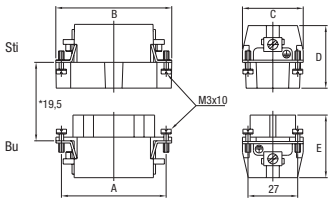
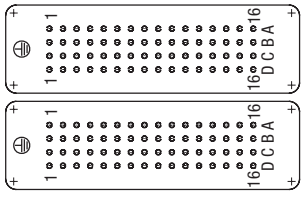
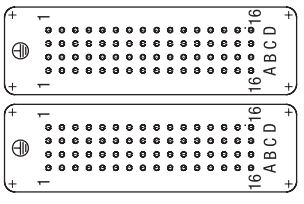
250V 10A

128 (2x64)+ (stamped and formed contacts)

| Description | | Type | Part Number | |
|---|---------------|---------------|-------------|---------------|
| Male insert | Female insert | | Male insert | Female insert |
| Crimp terminal | | | | |
|  | | 2xHD.64.Sti.C | 2-1103032-3 | |
| | | 2xHD.64.Bu.C | | 2-1103033-3 |

| Dimensions | A | B | C | D | E |
|------------|-----|-----|----|----|----|
| mm | 104 | 110 | 33 | 35 | 35 |

Suitable crimp contacts and crimping tools: see page 111




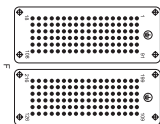
| Dimensions (mm) | Contact arrangement | |
|---|---|---|
| | Male insert | Female insert |
|  |  |  |

HDD-216 inserts

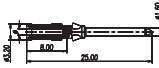

INSERTS FOR H48B HOOD/HOUSING

250V 10A

216 (2x108)+⊕ (machined contacts)

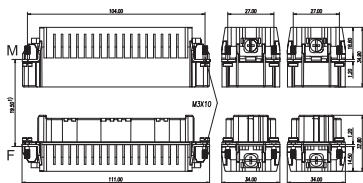
| Dimensions (mm) | | Type | Part Number | |
|---|---|--|------------------------------------|------------------------------------|
| | | | Male insert | Female insert |
| Crimp terminal (order crimp contacts separately) | Contact arrangement view from termination side | | | |
|  |  | HDD-108-M(1-108) HDD-108-M(109-216) | T2031082101-000 T2032162101-000 | |
|  |  | HDD-108-F(1-108) HDD-108-F(109-216) | | T2031082201-000 T2032162201-000 |

10A Contact

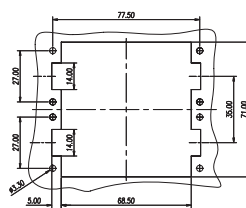
| Tech data Material: copper alloy Contact resistance: $\leq 3m\Omega$ Terminal: crimp connection CDM/Male | 10A Male crimp contacts  | Wire gauge | | Strip-ping length | Crimp contacts, silver-plated | | Crimp contacts, gold-plated | |
|---|--|-----------------|---------|-------------------|-------------------------------|-----------------|-----------------------------|-----------------|
| | | mm ² | AWG | | Type | Part Number | Type | Part Number |
|  | 10A Female crimp contacts | 0.14-0.37 | 26-22 | 8.0 | CDM-0.14 | T2020001002-000 | DDM-0.14 | T2020011002-000 |
| | | 0.5 | 20 | 8.0 | CDM-0.5 | T2020001005-000 | DDM-0.5 | T2020011005-000 |
| | | 0.75 | 18 | 8.0 | CDM-0.75 | T2020001008-000 | DDM-0.75 | T2020011008-000 |
| | | 1.0 | 18 | 8.0 | CDM-1.0 | T2020001010-000 | DDM-1.0 | T2020011010-000 |
| | | 1.5 | 16 | 8.0 | CDM-1.5 | T2020001015-000 | DDM-1.5 | T2020011015-000 |
| | | 2.5 | 14 | 6.0 | CDM-2.5 | T2020001025-000 | DDM-2.5 | T2020011025-000 |
| | | 0.14-0.37 | 26-22 | 8.0 | CDF-0.14 | T2020002002-000 | DDF-0.14 | T2020012002-000 |
| | | 0.5 | 20 | 8.0 | CDF-0.5 | T2020002005-000 | DDF-0.5 | T2020012005-000 |
| | | 0.75 | 18 | 8.0 | CDF-0.75 | T2020002008-000 | DDF-0.75 | T2020012008-000 |
| | | 1.0 | 18 | 8.0 | CDF-1.0 | T2020002010-000 | DDF-1.0 | T2020012010-000 |
| 1.5 | 16 | 8.0 | CDF-1.5 | T2020002015-000 | DDF-1.5 | T2020012015-000 | | |
| 2.5 | 14 | 6.0 | CDF-2.5 | T2020002025-000 | DDF-2.5 | T2020012025-000 | | |

Distance for contact max. 24mm

Crimp terminal


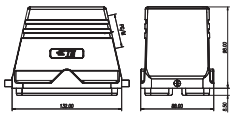

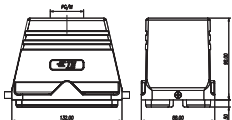

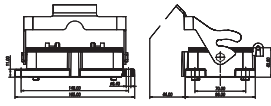

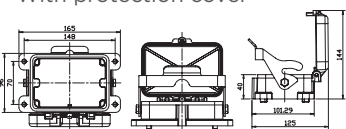

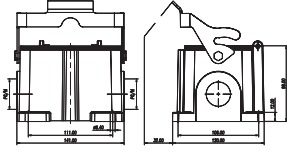

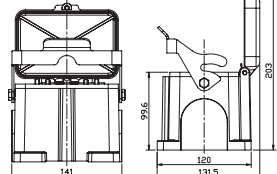


Panel cut-out for inserts for use without hoods/housings



H48B hoods/housings

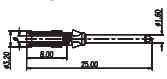


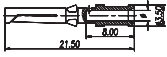
POWDER-COATED, RAL 7037

| Dimensions (mm) | Metr. | PG | Type | Part Number |
|---|--|--|--|--|
| Hood: Side entry | | | | |
|  |  | M32 M40 M50 M63 | PG29 PG36 PG42 H48B-TS-PG29 H48B-TS-PG36 H48B-TS-PG42 H48B-TS-M32 H48B-TS-M40 H48B-TS-M50 H48B-TS-M63 | T1310480129-000 T1310480136-000 T1310480142-000 T1310480132-000 T1310480140-000 T1310480150-000 T1310480163-000 |
| Hood: Top entry | | | | |
|  |  | M32 M40 M50 M63 | PG29 PG36 PG42 H48B-TG-PG29 H48B-TG-PG36 H48B-TG-PG42 H48B-TG-M32 H48B-TG-M40 H48B-TG-M50 H48B-TG-M63 | T1320480129-000 T1320480136-000 T1320480142-000 T1320480132-000 T1320480140-000 T1320480150-000 T1320480163-000 |
| Bulkhead mounted | | | | |
|  |  | | H48B-AG | T1500482000-000 |
|  | With protection cover  | | H48B-AD-LB | T1510482000-000 |
| Surface mounted: Side entry | | | | |
|  |  | 1 Side entry M32 M40 M50 2 Side entry M32 M40 M50 | PG29 PG36 PG42 H48B-SGR-PG29 H48B-SGR-PG36 H48B-SGR-PG42 H48B-SGR-M32 H48B-SGR-M40 H48B-SGR-M50 PG29 PG36 PG42 H48B-SGR-2PG29 H48B-SGR-2PG36 H48B-SGR-2PG42 H48B-SGR-2M32 H48B-SGR-2M40 H48B-SGR-2M50 | T1610482129-000 T1610482136-000 T1610482142-000 T1610482132-000 T1610482140-000 T1610482150-000 T1610482229-000 T1610482236-000 T1610482242-000 T1610482232-000 T1610482240-000 T1610482250-000 |
| Surface mounted with cover | | | | |
|  |  | 1 Side entry M32 M40 M50 2 Side entry M32 M40 M50 | PG29 PG36 PG42 H48B-SDR-PG29 H48B-SDR-PG36 H48B-SDR-PG42 H48B-SDR-M32 H48B-SDR-M40 H48B-SDR-M50 PG29 PG36 PG42 H48B-SDR-2PG29 H48B-SDR-2PG36 H48B-SDR-2PG42 H48B-SDR-2M32 H48B-SDR-2M40 H48B-SDR-2M50 | T1620480129-000 T1620480136-000 T1620480142-000 T1620480132-000 T1620480140-000 T1620480150-000 T1620480229-000 T1620480236-000 T1620480242-000 T1620480232-000 T1620480240-000 T1620480250-000 |







Crimp contacts HN.D series

10A Contact

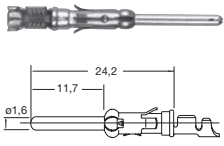
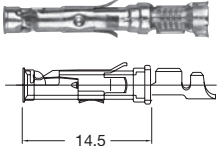
| Tech data Material: copper alloy Contact resistance: $\leq 3m\Omega$ Terminal: crimp connection CDM/Male  | 10A Male crimp contacts  | Wire gauge | | Strip- ping length mm | Crimp contacts, silver-plated | | Crimp contacts, gold-plated | | | |
|--|---|---|---|--------------------------------|-------------------------------|-----------------|-----------------------------|-----------------|----------|-----------------|
| | | mm ² | AWG | | Type | Part Number | Type | Part Number | | |
| | | 0.14-0.37 | 26-22 | 8.0 | CDM-0.14 | T2020001002-000 | DDM-0.14 | T2020011002-000 | | |
| | | 0.5 | 20 | 8.0 | CDM-0.5 | T2020001005-000 | DDM-0.5 | T2020011005-000 | | |
| | | 0.75 | 18 | 8.0 | CDM-0.75 | T2020001008-000 | DDM-0.75 | T2020011008-000 | | |
| | | 1.0 | 18 | 8.0 | CDM-1.0 | T2020001010-000 | DDM-1.0 | T2020011010-000 | | |
| | | 1.5 | 16 | 8.0 | CDM-1.5 | T2020001015-000 | DDM-1.5 | T2020011015-000 | | |
| | | 2.5 | 14 | 6.0 | CDM-2.5 | T2020001025-000 | DDM-2.5 | T2020011025-000 | | |
| | | CDF/Female  | 10A Female crimp contacts  | 0.14-0.37 | 26-22 | 8.0 | CDF-0.14 | T2020002002-000 | DDF-0.14 | T2020012002-000 |
| | | | | 0.5 | 20 | 8.0 | CDF-0.5 | T2020002005-000 | DDF-0.5 | T2020012005-000 |
| | | | | 0.75 | 18 | 8.0 | CDF-0.75 | T2020002008-000 | DDF-0.75 | T2020012008-000 |
| | | | | 1.0 | 18 | 8.0 | CDF-1.0 | T2020002010-000 | DDF-1.0 | T2020012010-000 |
| 1.5 | 16 | | | 8.0 | CDF-1.5 | T2020002015-000 | DDF-1.5 | T2020012015-000 | | |
| 2.5 | 14 | | | 6.0 | CDF-2.5 | T2020002025-000 | DDF-2.5 | T2020012025-000 | | |

Crimping tools HN.D series

| Description | | Type | Part Number |
|--|---|-----------------|-----------------|
| Crimp tool Wire range: 0.5-4.0mm ² Suitable for CDM/CDF and CEM/CEF contacts |  | CRIMPBOX-0.5/4 | T3100000001-000 |
| Crimp tool Wire range: 0.14-4.0mm ² Suitable for CDM/CDF and CEM/CEF contacts with locator and die |  | RSZ.HE-HN.D-HVT | 1-1105851-8 |
| Removal tools Used for CDM/CDF contact series |  | REMOV-HD | T3100000003-000 |
| M3 screw driver Used for HA/HE inserts |  | SCREWD-M3 | T3100000009-000 |

Crimp contacts HD.M series

10A Contact


| | | | | | |
|--|---|---|--|--|--|
| Tech data Material: copper alloy Finish: tin plated tin plated hard gold Contact resistance: $\leq 3m\Omega$ Crimp Terminal: 0.14-2.5 mm ² AWG: 26-14 | Description | | Type | Part Number | Dimensions (mm²) |
| | Pin contact | Socket contact | | | |
| |  |  | Pin contact tin plated Reel contact/pin tin plated Pin contact gold plated Reel contact/pin gold plated Socket contact tin plated Socket contact gold plated Reel contact/socket gold plated | 1-1105000-3 2-1105000-3 4-1105000-3 0-0164161-9 0-0166824-2 1-1105000-2 3-1105000-2 0-0164160-4 0-0164161-4 1-1105001-3 2-1105001-3 4-1105001-3 1-1105001-2 3-1105001-2 1-0163087-1 0-0163083-7 | 0.3-0.56 0.5-1.5 1.5-2.5 0.5-1.5 1.5-2.5 0.3-0.56 0.8-1.5 0.3-0.56 0.8-1.5 0.3-0.56 0.5-1.5 1.5-2.5 0.3-0.56 0.8-1.5 0.3-0.56 0.8-1.5 |

| Type | Wire cross section | Stripping length |
|------|--------------------------|------------------|
| 1 | 0.2-0.56 mm ² | 3.5 mm |
| 2 | 0.5-1.5 mm ² | 3.5 mm |
| 3 | 0.8-1.5 mm ² | 3.5 mm |
| 4 | 1.5-2.5 mm ² | 3.5 mm |

Crimping tools HD.M series

| Description | | Designation | Part Number | Cross section (mm ²) |
|---------------------------------------|---|---------------|-------------|---|
| Crimping tool without locator and die |  | RSZ.BAS | 539635-1 | |
| Locator and die |  | ERGO-DIE XII | 539742-2 | 0.2-2.5mm ² for contacts PN |
| Extraction tool HD.M |  | AWZG-HD.M-RSZ | 0-1102855-1 | all cross sections |
| Insertion tool |  | EWZG-RSZ | 0-1102855-6 | below 0.75mm ² |

HE, HEE, HEEE Series



1. Specifications

DIN VDE 0110 Concerning clearance and creepage distances

DIN VDE 0627 Connectors and plug devices

2. Standards

DIN EN 60 664-1

DIN EN 61 984

3. Approvals



HE technical characteristics

| | |
|--------------------------|----------------------|
| Specifications | DIN EN 60 664-1 |
| | DIN EN 61 984 |
| Number of contacts | 6,10,16,24,32(2x16), |
| | 48(2x24) + PE |

INSERTS

| | |
|--|----------------------|
| Working current | 16A max |
| (See current carrying capacity) | |
| Working voltage | 500V |
| Test voltage urms | 6KV |
| Pollution degree | 3 |
| Insulation resistance | $\geq 10^{10}\Omega$ |
| Material | Polycarbonate |
| Temperature range | -40°C...+125°C |
| Flammability acc. to UL94 | V0 |
| Working voltage acc. to UL/CSA..... | 600V |
| Mechanical working life-mating cycles..... | ≥ 500 |

CONTACTS

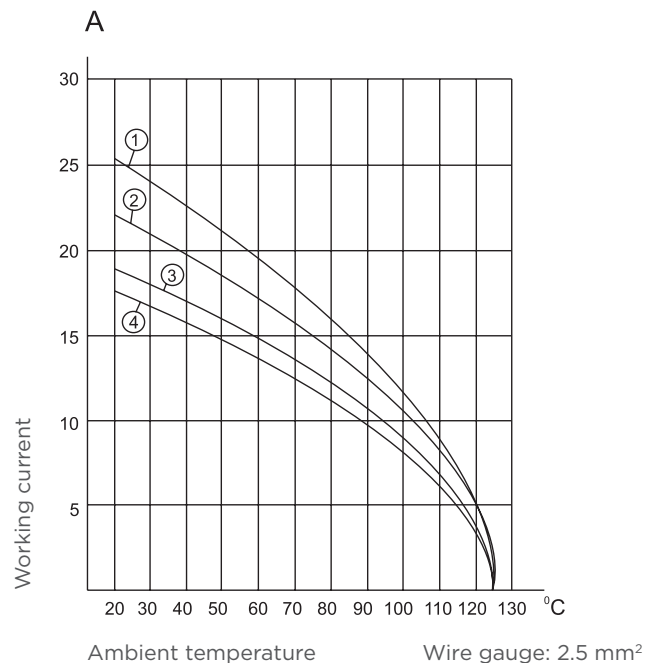
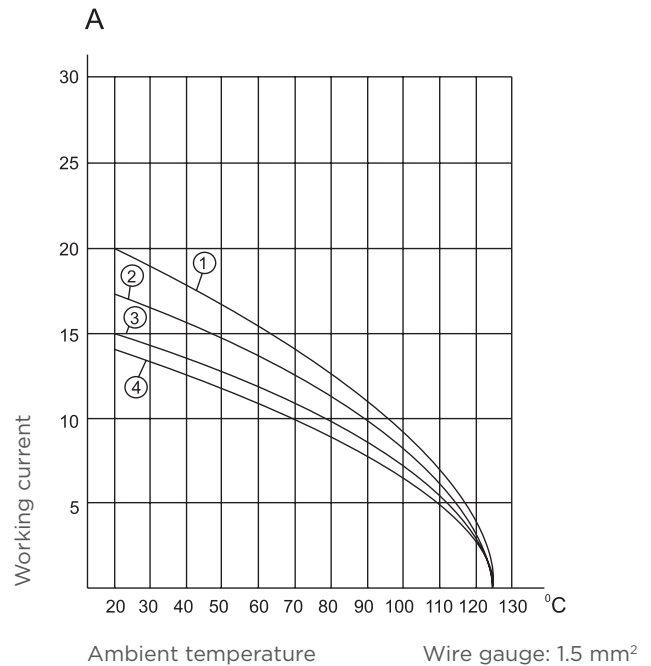
| | |
|--------------------------------|------------------------|
| Material | Copper alloy |
| Surface | Hard silver-plated |
| | Hard gold-plated |
| Contact resistance | $\leq 1m\Omega$ |
| Terminal | |
| | Crimp terminal |
| | Screw terminal |
| | Spring terminal |
| | Double Spring terminal |
| -mm ² | |
| Crimp terminal | 0.14-4.0 |
| Screw terminal | 0.5-2.5 |
| Spring terminal | 0.5-2.5 |
| Double Spring terminal..... | 0.2-2.5 |
| -AWG | |
| Crimp terminal | 26-12 |
| Screw terminal | 20-14 |
| Spring terminal | 20-14 |
| Double Spring terminal..... | 26-14 |
| - Tightening/test torque | 0.5 Nm |

HOODS, HOUSINGS

| | |
|--|------------------------------------|
| Material | Die cast aluminium |
| Surface | Powder-coated (RAL 7037) |
| Locking element..... | Stainless steel, steel-zinc plated |
| Temperature range | -40°C... +125°C |
| Degree of protection acc. to DIN40 050 | IP65 |

CURRENT CARRYING CAPACITY

The current carrying is limited by maximum temperature of materials for inserts and contacts including terminals. Control and test procedures according to DIN IEC 60512-3.



- 1 HDC-HE-006
- 2 HDC-HE-010
- 3 HDC-HE-016
- 4 HDC-HE-024

HEE technical characteristics

| | |
|--------------------------|-----------------------|
| Specifications | DIN EN 60 664-1 |
| | DIN EN 61 984 |
| Number of contacts | 10,18,32,46,64(2x32), |
| | 92(2x46) + PE |

INSERTS

| | |
|--|----------------------|
| Working current | 16A max |
| (See current carrying capacity) | |
| Working voltage | 500V |
| Test voltage urms | 6KV |
| Pollution degree | 3 |
| Insulation resistance | $\geq 10^{10}\Omega$ |
| Material | Polycarbonate |
| Temperature range | -40°C... +125°C |
| Flammability acc. to UL94 | V0 |
| Working voltage acc. to UL/CSA..... | 600V |
| Mechanical working life-mating cycles..... | ≥ 500 |

CONTACTS

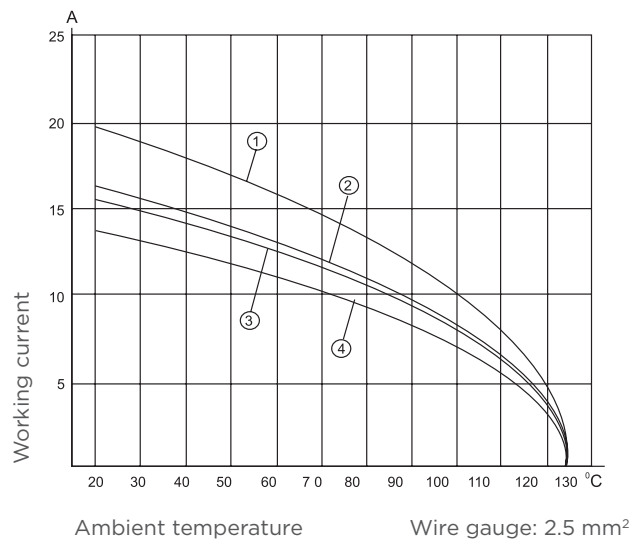
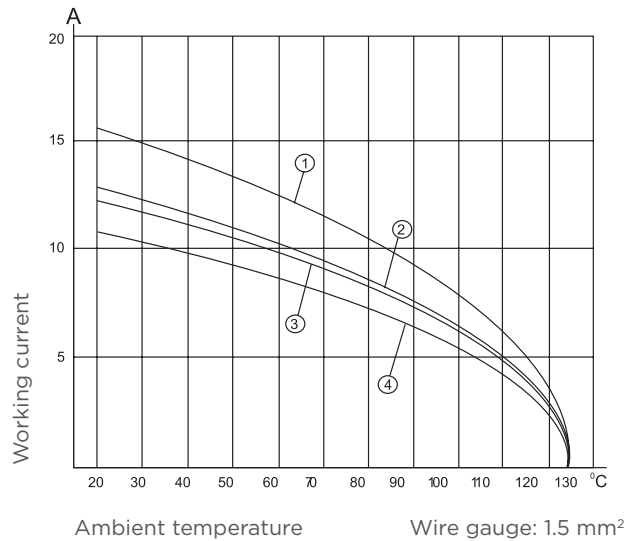
| | |
|--------------------------|-------------------------|
| Material | Copper alloy |
| Surface | Hard silver-plated |
| | Hard gold-plated |
| Contact resistance | $\leq 1m\Omega$ |
| Terminal | Crimp terminal |
| - mm ² | 0.14-4.0mm ² |
| - AWG | 26-12 |

HOODS, HOUSINGS

| | |
|--|------------------------------------|
| Material | Die cast aluminium |
| Surface | Powder-coated (RAL 7037) |
| Locking element..... | Stainless steel, steel-zinc plated |
| Temperature range | -40°C... +125°C |
| Degree of protection acc. to DIN40 050 | IP65 |

CURRENT CARRYING CAPACITY

The current carrying is limited by maximum temperature of materials for inserts and contacts including terminals. Control and test procedures according to DIN IEC 60512-3.



- 1 HDC-HEE-010
- 2 HDC-HEE-018
- 3 HDC-HEE-032
- 4 HDC-HEE-046

HEEE technical characteristics

| | |
|--------------------------|------------------------------------|
| Specifications | DIN EN 60 664-1 |
| | DIN EN 61 984 |
| Number of contacts | 20,32,40,48,64,72,80(2x40) |
| | 96(2x48),128(2x64), 144(2x72) + PE |

INSERTS

| | |
|---|----------------------|
| Working current | 16A max |
| (See current carrying capacity) | |
| Working voltage | |
| HEEE-20,32,48,72,96,144 | 400V |
| HEEE-40,64,80,128 | 500V |
| Test voltage urms | 6KV |
| Pollution degree | 3 |
| Insulation resistance | $\geq 10^{10}\Omega$ |
| Material | Polycarbonate |
| Temperature range | -40°C... +125°C |
| Flammability acc. to UL94 | V0 |
| Working voltage acc. to UL/CSA | 600V |
| Mechanical working life-mating cycles | ≥ 500 |

CONTACTS

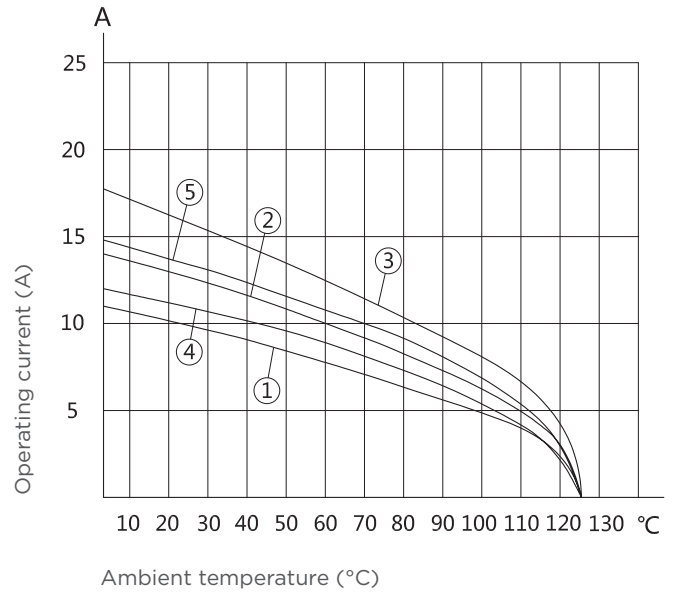
| | |
|--------------------------|-------------------------|
| Material | Copper alloy |
| Surface | Hard silver-plated |
| | Hard gold-plated |
| Contact resistance | $\leq 5m\Omega$ |
| Terminal | Crimp terminal |
| - mm ² | 0.14-4.0mm ² |
| - AWG | 26-12 |

HOODS, HOUSINGS

| | |
|--|------------------------------------|
| Material | Die cast aluminium |
| Surface | Powder-coated (RAL 7037) |
| Locking element | Stainless steel, steel-zinc plated |
| Temperature range | -40°C... +125°C |
| Degree of protection acc. to DIN40 050 | IP65 |

CURRENT CARRYING CAPACITY

The current carrying is limited by maximum temperature of materials for inserts and contacts including terminals
Control and test procedures according to DIN IEC 60512-3.







- 1 HEEE-064 / 1.5 mm²
- 2 HEEE-064 / 2.5 mm²
- 3 HEEE-064 / 4.0 mm²
- 4 HEEE-040 / 1.5 mm²
- 5 HEEE-040 / 2.5 mm²

HE-006 inserts


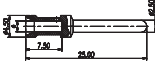

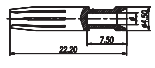
INSERTS FOR H6B HOOD/HOUSING

500V MAX. 16A

6+ (⊕)

| Dimension (mm) | Type | Part Number | |
|---|------------|-----------------|-----------------|
| | | Male insert | Female insert |
| Screw terminal | | | |
|  | HE-006-M | T2040062101-000 | |
| | HE-006-F | | T2040062201-000 |
| Spring terminal | | | |
|  | HE-006-MS | T2040063101-000 | |
| | HE-006-FS | | T2040063201-000 |
| Crimp terminal (Order crimp contacts separately) | | | |
|  | HE-006-MC | T2040064101-000 | |
| | HE-006-FC | | T2040064201-000 |
| Spring terminal (Two terminals per contact) | | | |
|  | HE-006-MSS | T2040065101-000 | |
| | HE-006-FSS | | T2040065201-000 |

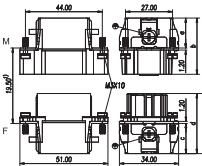
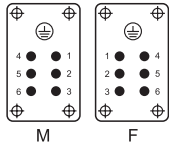
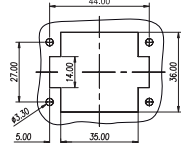
16A Contact

| Tech data Material: copper alloy Contact resistance: $\leq 1\text{m}\Omega$ Terminal: crimp connection CEM/Male  | 16A Male crimp contacts  | Wire gauge | | Stripping length mm | Crimp contacts, silver-plated | | Crimp contacts, gold-plated | |
|---|--|-----------------|---------|------------------------|-------------------------------|-----------------|-----------------------------|-----------------|
| | | mm ² | AWG | | Type | Part Number | Type | Part Number |
| CEF/Female  | 16A Female crimp contacts  | 0.14-0.37 | 26-22 | 7.5 | CEM-0.3 | T2030001002-000 | DEM-0.3 | T2030011002-000 |
| | | 0.5 | 20 | 7.5 | CEM-0.5 | T2030001005-000 | DEM-0.5 | T2030011005-000 |
| | | 0.75 | 18 | 7.5 | CEM-0.75 | T2030001008-000 | DEM-0.75 | T2030011008-000 |
| | | 1.0 | 18 | 7.5 | CEM-1.0 | T2030001010-000 | DEM-1.0 | T2030011010-000 |
| | | 1.5 | 16 | 7.5 | CEM-1.5 | T2030001015-000 | DEM-1.5 | T2030011015-000 |
| | | 2.5 | 14 | 7.5 | CEM-2.5 | T2030001025-000 | DEM-2.5 | T2030011025-000 |
| | | 4.0 | 12 | 7.5 | CEM-4.0 | T2030001040-000 | DEM-4.0 | T2030011040-000 |
| | | 0.14-0.37 | 26-22 | 7.5 | CEF-0.3 | T2030002002-000 | DEF-0.3 | T2030012002-000 |
| | | 0.5 | 20 | 7.5 | CEF-0.5 | T2030002005-000 | DEF-0.5 | T2030012005-000 |
| | | 0.75 | 18 | 7.5 | CEF-0.75 | T2030002008-000 | DEF-0.75 | T2030012008-000 |
| 1.0 | 18 | 7.5 | CEF-1.0 | T2030002010-000 | DEF-1.0 | T2030012010-000 | | |
| 1.5 | 16 | 7.5 | CEF-1.5 | T2030002015-000 | DEF-1.5 | T2030012015-000 | | |
| 2.5 | 14 | 7.5 | CEF-2.5 | T2030002025-000 | DEF-2.5 | T2030012025-000 | | |
| 4.0 | 12 | 7.5 | CEF-4.0 | T2030002040-000 | DEF-4.0 | T2030012040-000 | | |

Distance for contact max. 21mm

Contact arrangement view from termination side

Panel cut-out for inserts for use without hoods/housings


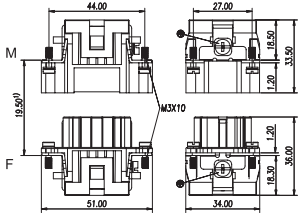
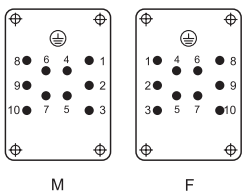
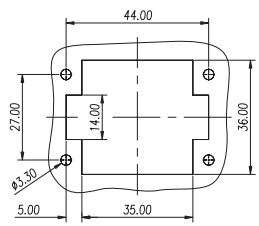
|  <table border="1"> <thead> <tr> <th></th> <th>a</th> <th>b</th> <th>c</th> <th>d</th> </tr> </thead> <tbody> <tr> <td>HE</td> <td>18</td> <td>33</td> <td>18</td> <td>35</td> </tr> <tr> <td>HES/HEC</td> <td>19</td> <td>34</td> <td>19</td> <td>36</td> </tr> <tr> <td>HESS</td> <td>34</td> <td>49</td> <td>32</td> <td>49</td> </tr> </tbody> </table> | | a | b | c | d | HE | 18 | 33 | 18 | 35 | HES/HEC | 19 | 34 | 19 | 36 | HESS | 34 | 49 | 32 | 49 |  |  |
|--|----|----|----|----|---|----|----|----|----|----|---------|----|----|----|----|------|----|----|----|----|---|---|
| | a | b | c | d | | | | | | | | | | | | | | | | | | |
| HE | 18 | 33 | 18 | 35 | | | | | | | | | | | | | | | | | | |
| HES/HEC | 19 | 34 | 19 | 36 | | | | | | | | | | | | | | | | | | |
| HESS | 34 | 49 | 32 | 49 | | | | | | | | | | | | | | | | | | |

HEE-010 inserts


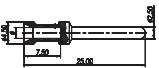

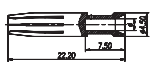
INSERTS FOR H6B HOOD/HOUSING

500V MAX. 16A

10+ ⊕

| Dimensions (mm) | | Type | Part Number | |
|--|--|-----------|-----------------|-----------------|
| | | | Male insert | Female insert |
| Crimp terminal (order crimp contacts separately) | | | | |
|  |  | HEE-010-M | T2050102101-000 | |
| | | HEE-010-F | | T2050102201-000 |
| <p>Contact arrangement view from termination side</p>  | <p>Panel cut out for inserts for use without hoods/housings</p>  | | | |

16A Contact


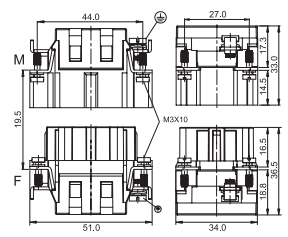
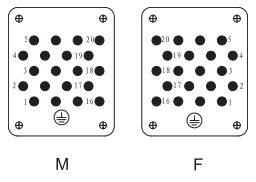
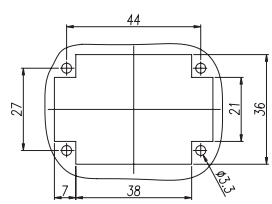
| Tech data Material: copper alloy Contact resistance: $\leq 1\text{m}\Omega$ Terminal: crimp connection CEM/Male  | 16A Male crimp contacts  | Wire gauge | | Strip-ping length | Crimp contacts, silver-plated | | Crimp contacts, gold-plated | |
|--|--|---|--|-------------------|-------------------------------|-----------------|-----------------------------|-----------------|
| | | mm ² | AWG | | mm | Type | Part Number | Type |
| | | 0.14-0.37 | 26-22 | 7.5 | CEM-0.3 | T2030001002-000 | DEM-0.3 | T2030011002-000 |
| | | 0.5 | 20 | 7.5 | CEM-0.5 | T2030001005-000 | DEM-0.5 | T2030011005-000 |
| | | 0.75 | 18 | 7.5 | CEM-0.75 | T2030001008-000 | DEM-0.75 | T2030011008-000 |
| | | 1.0 | 18 | 7.5 | CEM-1.0 | T2030001010-000 | DEM-1.0 | T2030011010-000 |
| | | 1.5 | 16 | 7.5 | CEM-1.5 | T2030001015-000 | DEM-1.5 | T2030011015-000 |
| | | 2.5 | 14 | 7.5 | CEM-2.5 | T2030001025-000 | DEM-2.5 | T2030011025-000 |
| | | 4.0 | 12 | 7.5 | CEM-4.0 | T2030001040-000 | DEM-4.0 | T2030011040-000 |
| | | CEF/Female  | 16A Female crimp contacts  | 0.14-0.37 | 26-22 | 7.5 | CEF-0.3 | T2030002002-000 |
| 0.5 | 20 | | | 7.5 | CEF-0.5 | T2030002005-000 | DEF-0.5 | T2030012005-000 |
| 0.75 | 18 | | | 7.5 | CEF-0.75 | T2030002008-000 | DEF-0.75 | T2030012008-000 |
| 1.0 | 18 | | | 7.5 | CEF-1.0 | T2030002010-000 | DEF-1.0 | T2030012010-000 |
| 1.5 | 16 | | | 7.5 | CEF-1.5 | T2030002015-000 | DEF-1.5 | T2030012015-000 |
| 2.5 | 14 | | | 7.5 | CEF-2.5 | T2030002025-000 | DEF-2.5 | T2030012025-000 |
| 4.0 | 12 | | | 7.5 | CEF-4.0 | T2030002040-000 | DEF-4.0 | T2030012040-000 |

HEEE-020 inserts


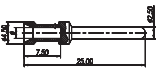

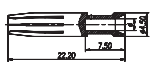
INSERTS FOR H6B HOOD/HOUSING

400V MAX. 16A

20+ 

| Dimensions (mm) | | Type | Part Number | |
|--|--|------------|-----------------|-----------------|
| | | | Male insert | Female insert |
| Crimp terminal (order crimp contacts separately) | | | | |
|  |  | HEEE-020-M | T2050202101-000 | |
| | | HEEE-020-F | | T2050202201-000 |
| Contact arrangement view from termination side | Panel cut out for inserts for use without hoods/housings | | | |
|  |  | | | |

16A Contact

| Tech data | 16A Male crimp contacts | Wire gauge | | Strip-ping length | Crimp contacts, silver-plated | | Crimp contacts, gold-plated | |
|--|---|---|---|-------------------|-------------------------------|-----------------|-----------------------------|-----------------|
| | | mm ² | AWG | | Type | Part Number | Type | Part Number |
| Material: copper alloy Contact resistance: ≤1mΩ Terminal: crimp connection CEM/Male  |  | 0.14-0.37 | 26-22 | 7.5 | CEM-0.3 | T2030001002-000 | DEM-0.3 | T2030011002-000 |
| | | 0.5 | 20 | 7.5 | CEM-0.5 | T2030001005-000 | DEM-0.5 | T2030011005-000 |
| | | 0.75 | 18 | 7.5 | CEM-0.75 | T2030001008-000 | DEM-0.75 | T2030011008-000 |
| | | 1.0 | 18 | 7.5 | CEM-1.0 | T2030001010-000 | DEM-1.0 | T2030011010-000 |
| | | 1.5 | 16 | 7.5 | CEM-1.5 | T2030001015-000 | DEM-1.5 | T2030011015-000 |
| | | 2.5 | 14 | 7.5 | CEM-2.5 | T2030001025-000 | DEM-2.5 | T2030011025-000 |
| | | 4.0 | 12 | 7.5 | CEM-4.0 | T2030001040-000 | DEM-4.0 | T2030011040-000 |
| | | CEF/Female  |  | 0.14-0.37 | 26-22 | 7.5 | CEF-0.3 | T2030002002-000 |
| 0.5 | 20 | | | 7.5 | CEF-0.5 | T2030002005-000 | DEF-0.5 | T2030012005-000 |
| 0.75 | 18 | | | 7.5 | CEF-0.75 | T2030002008-000 | DEF-0.75 | T2030012008-000 |
| 1.0 | 18 | | | 7.5 | CEF-1.0 | T2030002010-000 | DEF-1.0 | T2030012010-000 |
| 1.5 | 16 | | | 7.5 | CEF-1.5 | T2030002015-000 | DEF-1.5 | T2030012015-000 |
| 2.5 | 14 | | | 7.5 | CEF-2.5 | T2030002025-000 | DEF-2.5 | T2030012025-000 |
| 4.0 | 12 | | | 7.5 | CEF-4.0 | T2030002040-000 | DEF-4.0 | T2030012040-000 |


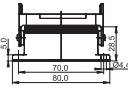

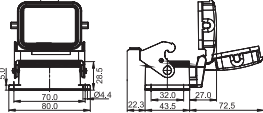

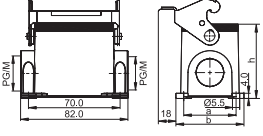

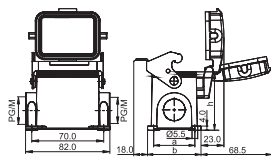
H6B with 1 lever on the hoods/housings

POWDER-COATED, RAL 7037

| Dimensions (mm) | Metr. | PG | Type | Part Number | | | | | | |
|--|-------------------|--------------|---|---|------|------|------------|--------------------------|--|--|
| Hood: Side entry | | | | | | | | | | |
|  <p>Low construction</p>  | M20 M25 | PG16 PG21 | H6B-TS-PG16 H6B-TS-PG21 H6B-TS-M20 H6B-TS-M25 | T1310060116-000 T1310060121-000 T1310060120-000 T1310060125-000 | | | | | | |
|  <p>High construction</p>  | M20 M25 M32 | PG21 PG29 | H6B-TSH-PG21 H6B-TSH-PG29 H6B-TSH-M20 H6B-TSH-M25 H6B-TSH-M32 | T1330060121-000 T1330060129-000 T1330060120-000 T1330060125-000 T1330060132-000 | | | | | | |
| Hood: Top entry | | | | | | | | | | |
|  <p>Low construction</p>  | M20 M25 | PG16 PG21 | H6B-TG-PG16 H6B-TG-PG21 H6B-TG-M20 H6B-TG-M25 | T1320060116-000 T1320060121-000 T1320060120-000 T1320060125-000 | | | | | | |
|  <p>High construction</p>  | M20 M25 M32 | PG21 PG29 | H6B-TGH-PG21 H6B-TGH-PG29 H6B-TGH-M20 H6B-TGH-M25 H6B-TGH-M32 | T1340060121-000 T1340060129-000 T1340060120-000 T1340060125-000 T1340060132-000 | | | | | | |
| Cable-to-cable hood | | | | | | | | | | |
|   <table border="1" data-bbox="534 1377 750 1473"> <thead> <tr> <th>Construction</th> <th>H</th> </tr> </thead> <tbody> <tr> <td>Low</td> <td>62.5</td> </tr> <tr> <td>High</td> <td>74.5</td> </tr> </tbody> </table> | Construction | H | Low | 62.5 | High | 74.5 | M20 M25 | PG16 PG21 PG29 | H6B-TBFS-PG16 H6B-TBFS-M20 H6B-TBFS-M25 H6B-TBFHS-PG21 H6B-TBFHS-PG29 H6B-TBFHS-M20 H6B-TBFHS-M25 H6B-TBFHS-M32 | T1730062116-000 T1730062120-000 T1730062125-000 T1770062121-000 T1770062129-000 T1770062120-000 T1770062125-000 T1770062132-000 |
| Construction | H | | | | | | | | | |
| Low | 62.5 | | | | | | | | | |
| High | 74.5 | | | | | | | | | |
| Protection covers for hoods | | | | | | | | | | |
|   | | | H6B-KDTP | T1010061400-000 | | | | | | |

H6B with 1 lever on the hoods/housings

POWDER-COATED, RAL 7037

| Dimensions (mm) | | Metr. | PG | Type | Part Number | | | | | | | | | | | | |
|---|--|--------------|----|---------|-----------------|-----|----|----|----|------|----|----|----|---|--|--|---|
| Bulkhead mounted | | | | | | | | | | | | | | | | | |
|  |  | | | H6B-AGS | T1500062000-000 | | | | | | | | | | | | |
|  | With protection cover  | | | H6B-ADS | T1510062100-000 | | | | | | | | | | | | |
| Surface mounted: Side entry | | | | | | | | | | | | | | | | | |
|  |  <table border="1" data-bbox="347 1144 703 1238"> <thead> <tr> <th>Construction</th> <th>A</th> <th>B</th> <th>H</th> </tr> </thead> <tbody> <tr> <td>Low</td> <td>40</td> <td>52</td> <td>56</td> </tr> <tr> <td>High</td> <td>45</td> <td>57</td> <td>74</td> </tr> </tbody> </table> | Construction | A | B | H | Low | 40 | 52 | 56 | High | 45 | 57 | 74 | Low construction 1 Side entry M20 M25 2 Side entry M20 M25 High construction 1 Side entry M25 M32 2 Side entry M25 M32 | PG16 PG21 PG16 PG21 PG21 PG29 PG21 PG29 PG21 PG29 PG21 PG29 PG21 PG29 | H6B-SGRS-PG16 H6B-SGRS-PG21 H6B-SGRS-M20 H6B-SGRS-M25 H6B-SGRS-2PG16 H6B-SGRS-2PG21 H6B-SGRS-2M20 H6B-SGRS-2M25 H6B-SGRHS-PG21 H6B-SGRHS-PG29 H6B-SGRHS-M25 H6B-SGRHS-M32 H6B-SGRHS-2PG21 H6B-SGRHS-2PG29 H6B-SGRHS-2M25 H6B-SGRHS-2M32 | T1610062116-000 T1610062121-000 T1610062120-000 T1610062125-000 T1610062125-000 T1610062216-000 T1610062221-000 T1610062220-000 T1610062225-000 T1650062121-000 T1650062129-000 T1650062125-000 T1650062132-000 T1650062221-000 T1650062229-000 T1650062225-000 T1650062232-000 |
| Construction | A | B | H | | | | | | | | | | | | | | |
| Low | 40 | 52 | 56 | | | | | | | | | | | | | | |
| High | 45 | 57 | 74 | | | | | | | | | | | | | | |
|  | With protection cover  <table border="1" data-bbox="347 1559 703 1653"> <thead> <tr> <th>Construction</th> <th>A</th> <th>B</th> <th>H</th> </tr> </thead> <tbody> <tr> <td>Low</td> <td>40</td> <td>52</td> <td>56</td> </tr> <tr> <td>High</td> <td>45</td> <td>57</td> <td>74</td> </tr> </tbody> </table> | Construction | A | B | H | Low | 40 | 52 | 56 | High | 45 | 57 | 74 | Low construction 1 Side entry M20 M25 2 Side entry M20 M25 High construction 1 Side entry M25 M32 2 Side entry M25 M32 | PG16 PG21 PG16 PG21 PG21 PG29 PG21 PG29 PG21 PG29 PG21 PG29 | H6B-SDRS-PG16 H6B-SDRS-PG21 H6B-SDRS-M20 H6B-SDRS-M25 H6B-SDRS-2PG16 H6B-SDRS-2PG21 H6B-SDRS-2M20 H6B-SDRS-2M25 H6B-SDRHS-PG21 H6B-SDRHS-PG29 H6B-SDRHS-M25 H6B-SDRHS-M32 H6B-SDRHS-2PG21 H6B-SDRHS-2PG29 H6B-SDRHS-2M25 H6B-SDRHS-2M32 | T1620062116-000 T1620062121-000 T1620062120-000 T1620062125-000 T1620062216-000 T1620062221-000 T1620062220-000 T1620062225-000 T1660062121-000 T1660062129-000 T1660062125-000 T1660062132-000 T1660062221-000 T1660062229-000 T1660062225-000 T1660062232-000 |
| Construction | A | B | H | | | | | | | | | | | | | | |
| Low | 40 | 52 | 56 | | | | | | | | | | | | | | |
| High | 45 | 57 | 74 | | | | | | | | | | | | | | |

HIP.6/16, HIP-K.6/16, EMV-K.6/16 housings


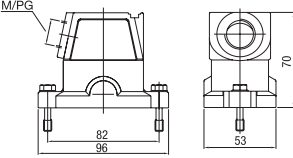

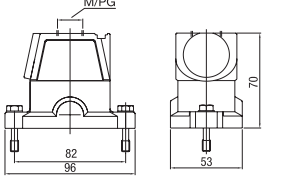

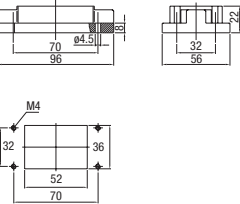

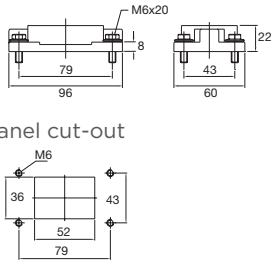
HIP: Pressure-tight, silver-grey

HIP-K: Housings corrosion-resistant, black, according to DIN IEC 68 T2-52 and ASTM B117-09 > 1000h

EMV-K: Protection against electro-magnetic interference, pressure-tight, housings corrosion-resistant, black

Screw lock on hood

IP 68 / IP 69 K

| Description | Metr. | PG | Type | Part Number | |
|---|--|------------|----------------|--|--|
| Hood: Side entry | | | | | |
|  |  | M25 | 16 | HIP HIP.6/16.STS.1.16.G HIP.6/16.STS.1.M25.G | 1-1102631-5 0-1106425-2 |
| | | M25 | 16 21 | HIP-K HIP-K.6/16.STS.1.16.G HIP-K.6/16.STS.1.21.G HIP-K.6/16.STS.1.M25.G | 2-1102631-5 2-1102633-5 0-1106425-4 |
| | | M25 | 16 | EMV-K EMV-K.6/16.STS.1.16.G EMV-K.6/16.STS.1.M25.G | 4-1102704-5 0-1106416-4 |
| Hood: Top entry | | | | | |
|  |  | M32 | 16 | HIP HIP.6/16.STO.1.16.G HIP.6/16.STO.1.M32.G | 1-1102635-5 0-1106425-1 |
| | | M25 M32 | 16 21 | HIP-K HIP-K.6/16.STO.1.16.G HIP-K.6/16.STO.1.21.G HIP-K.6/16.STO.1.M25.G HIP-K.6/16.STO.1.M32.G | 2-1102635-5 2-1102637-5 0-1106425-6 0-1106425-3 |
| | | M32 | 13 16 21 | EMV-K EMV-K.6/16.STO.1.13.G EMV-K.6/16.STO.1.16.G EMV-K.6/16.STO.1.21.G EMV-K.6/16.STO.1.M32.G | 0-1108719-1 4-1102706-5 4-1102707-5 0-1106416-3 |
| | | | | | |
| Surface mounted housing: Bottom entry | | | | | |
|  |  | | | HIP HIP.6/16.AG | 1-1102638-5 |
| | | | | HIP-K HIP-K.6/16.AG | 2-1102638-5 |
| | | | | EMV-K EMV-K.6/16.AG | 4-1102710-5 |
|  |  <p>Panel cut-out</p> | | | HIP HIP.6/16.AG.M6 | 1-1102606-5 |
| | | | | HIP-K HIP-K.6/16.AG.M6 | 2-1102606-5 |
| | | | | EMV-K EMV-K.6/16.AG.M6 | 4-1102712-5 |

HIP.6/16, HIP-K.6/16, EMV-K.6/16 housings


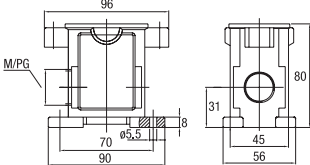
HIP: Pressure-tight, silver-grey

HIP-K: Housings corrosion-resistant, black, according to DIN IEC 68 T2-52 and ASTM B117-09 > 1000h


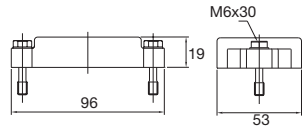
EMV-K: Protection against electro-magnetic interference, pressure-tight, housings corrosion-resistant, black

Screw lock on hood

IP 68 / IP 69 K

| Description | Metr. | PG | Type | Part Number |
|---|---|----------------|--|--|
| Surface mounted housing: Side entry | | | | |
|  |  | 2xM32 | HIP HIP.6/16.SG.1.16.G HIP.6/16.SG.2.16.G HIP.6/16.SG.2.M32.G | 1-1102604-5 1-1102605-5 0-1106424-1 |
| | | 2xM25 2xM32 | HIP-K HIP-K.6/16.SG.1.16.G HIP-K.6/16.SG.2.16.G HIP-K.6/16.SG.2.M25.G HIP-K.6/16.SG.2.M32.G | 2-1102604-5 2-1102605-5 0-1102942-1 0-1106424-2 |
| | | 2xM25 2xM32 | EMV-K EMV-K.6/16.SG.1.16.G EMV-K.6/16.SG.2.16.G EMV-K.6/16.SG.2.M25.G EMV-K.6/16.SG.2.M32.G | 5-1102708-5 5-1102709-5 0-1106413-3 0-1106415-2 |

Protective covers for housings





| | | | | |
|---|---|--|--------------------------------------|-------------|
|  |  | | HIP HIP/EMV.6/16.SKB | 3-1106201-5 |
| | | | HIP-K HIP-K/EMV-K.6/16.SKB | 4-1106201-5 |
| | | | EMV-K HIP-K/EMV-K.6/16.SKB | 4-1106201-5 |

HE-010 inserts


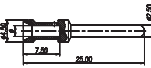

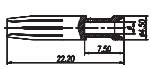
INSERTS FOR H10B HOOD/HOUSING

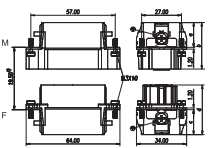

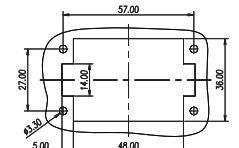
500V MAX. 16A

10+ (⊕)

| Dimension (mm) | Type | Part Number | |
|---|------------|-----------------|-----------------|
| | | Male insert | Female insert |
| Screw terminal | | | |
|  | HE-010-M | T2040102101-000 | |
| | HE-010-F | | T2040102201-000 |
| Spring terminal | | | |
|  | HE-010-MS | T2040103101-000 | |
| | HE-010-FS | | T2040103201-000 |
| Crimp terminal (Order crimp contacts separately) | | | |
|  | HE-010-MC | T2040104101-000 | |
| | HE-010-FC | | T2040104201-000 |
| Spring terminal (Two terminals per contact) | | | |
|  | HE-010-MSS | T2040105101-000 | |
| | HE-010-FSS | | T2040105201-000 |

16A Contact

| Tech data Material: copper alloy Contact resistance: $\leq 1m\Omega$ Terminal: crimp connection CEM/Male  | 16A Male crimp contacts  | Wire gauge | | Strip- ping length | Crimp contacts, silver-plated | | Crimp contacts, gold-plated | | | |
|--|---|---|---|--------------------------|-------------------------------|-----------------|-----------------------------|-----------------|-------------|-----------------|
| | | mm ² | AWG | | mm | Type | Part Number | Type | Part Number | |
| | | 0.14-0.37 | 26-22 | 7.5 | CEM-0.3 | T2030001002-000 | DEM-0.3 | T2030011002-000 | | |
| | | 0.5 | 20 | 7.5 | CEM-0.5 | T2030001005-000 | DEM-0.5 | T2030011005-000 | | |
| | | 0.75 | 18 | 7.5 | CEM-0.75 | T2030001008-000 | DEM-0.75 | T2030011008-000 | | |
| | | 1.0 | 18 | 7.5 | CEM-1.0 | T2030001010-000 | DEM-1.0 | T2030011010-000 | | |
| | | 1.5 | 16 | 7.5 | CEM-1.5 | T2030001015-000 | DEM-1.5 | T2030011015-000 | | |
| | | 2.5 | 14 | 7.5 | CEM-2.5 | T2030001025-000 | DEM-2.5 | T2030011025-000 | | |
| | | 4.0 | 12 | 7.5 | CEM-4.0 | T2030001040-000 | DEM-4.0 | T2030011040-000 | | |
| | | CEF/Female  | 16A Female crimp contacts  | 0.14-0.37 | 26-22 | 7.5 | CEF-0.3 | T2030002002-000 | DEF-0.3 | T2030012002-000 |
| | | | | 0.5 | 20 | 7.5 | CEF-0.5 | T2030002005-000 | DEF-0.5 | T2030012005-000 |
| | | | | 0.75 | 18 | 7.5 | CEF-0.75 | T2030002008-000 | DEF-0.75 | T2030012008-000 |
| 1.0 | 18 | | | 7.5 | CEF-1.0 | T2030002010-000 | DEF-1.0 | T2030012010-000 | | |
| 1.5 | 16 | | | 7.5 | CEF-1.5 | T2030002015-000 | DEF-1.5 | T2030012015-000 | | |
| 2.5 | 14 | | | 7.5 | CEF-2.5 | T2030002025-000 | DEF-2.5 | T2030012025-000 | | |
| 4.0 | 12 | | | 7.5 | CEF-4.0 | T2030002040-000 | DEF-4.0 | T2030012040-000 | | |

| Distance for contact max. 21mm | Contact arrangement view from termination side | Panel cut-out for inserts for use without hoods/housings | | | | | | | | | | | | | | | | | | | | |
|--|--|--|----|----|---|----|----|----|----|----|---------|----|----|----|----|------|----|----|----|----|---|---|
|  <table border="1" data-bbox="359 1948 646 2027"> <thead> <tr> <th></th> <th>a</th> <th>b</th> <th>c</th> <th>d</th> </tr> </thead> <tbody> <tr> <td>HE</td> <td>18</td> <td>33</td> <td>18</td> <td>35</td> </tr> <tr> <td>HES/HEC</td> <td>19</td> <td>34</td> <td>19</td> <td>36</td> </tr> <tr> <td>HESS</td> <td>34</td> <td>49</td> <td>32</td> <td>49</td> </tr> </tbody> </table> | | a | b | c | d | HE | 18 | 33 | 18 | 35 | HES/HEC | 19 | 34 | 19 | 36 | HESS | 34 | 49 | 32 | 49 |  |  |
| | a | b | c | d | | | | | | | | | | | | | | | | | | |
| HE | 18 | 33 | 18 | 35 | | | | | | | | | | | | | | | | | | |
| HES/HEC | 19 | 34 | 19 | 36 | | | | | | | | | | | | | | | | | | |
| HESS | 34 | 49 | 32 | 49 | | | | | | | | | | | | | | | | | | |

HEE-018 inserts

INSERTS FOR H10B HOOD/HOUSING

500V MAX. 16A

18+

| Dimensions (mm) | Type | Part Number | |
|--|--|-----------------|-----------------|
| | | Male insert | Female insert |
| Crimp terminal (order crimp contacts separately) | | | |
| | HEE-018-M | T2050182101-000 | |
| | HEE-018-F | | T2050182201-000 |
| Contact arrangement view from termination side | Panel cut out for inserts for use without hoods/housings | | |
| | | | |

16A Contact


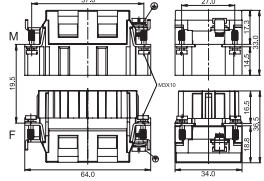
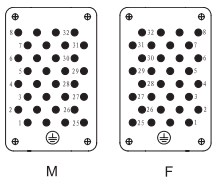
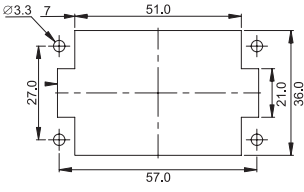
| Tech data | 16A Male crimp contacts | Wire gauge | | Strip-ping length | Crimp contacts, silver-plated | | Crimp contacts, gold-plated | |
|--|--------------------------------------|-----------------|-------|-------------------|-------------------------------|-----------------|-----------------------------|-----------------|
| | | mm ² | AWG | | Type | Part Number | Type | Part Number |
| Material: copper alloy Contact resistance: ≤1mΩ Terminal: crimp connection CEM/Male | | 0.14-0.37 | 26-22 | 7.5 | CEM-0.3 | T2030001002-000 | DEM-0.3 | T2030011002-000 |
| | | 0.5 | 20 | 7.5 | CEM-0.5 | T2030001005-000 | DEM-0.5 | T2030011005-000 |
| | | 0.75 | 18 | 7.5 | CEM-0.75 | T2030001008-000 | DEM-0.75 | T2030011008-000 |
| | | 1.0 | 18 | 7.5 | CEM-1.0 | T2030001010-000 | DEM-1.0 | T2030011010-000 |
| | | 1.5 | 16 | 7.5 | CEM-1.5 | T2030001015-000 | DEM-1.5 | T2030011015-000 |
| | | 2.5 | 14 | 7.5 | CEM-2.5 | T2030001025-000 | DEM-2.5 | T2030011025-000 |
| | | 4.0 | 12 | 7.5 | CEM-4.0 | T2030001040-000 | DEM-4.0 | T2030011040-000 |
| CEF/Female | 16A Female crimp contacts | 0.14-0.37 | 26-22 | 7.5 | CEF-0.3 | T2030002002-000 | DEF-0.3 | T2030012002-000 |
| | | 0.5 | 20 | 7.5 | CEF-0.5 | T2030002005-000 | DEF-0.5 | T2030012005-000 |
| | | 0.75 | 18 | 7.5 | CEF-0.75 | T2030002008-000 | DEF-0.75 | T2030012008-000 |
| | | 1.0 | 18 | 7.5 | CEF-1.0 | T2030002010-000 | DEF-1.0 | T2030012010-000 |
| | | 1.5 | 16 | 7.5 | CEF-1.5 | T2030002015-000 | DEF-1.5 | T2030012015-000 |
| | | 2.5 | 14 | 7.5 | CEF-2.5 | T2030002025-000 | DEF-2.5 | T2030012025-000 |
| | | 4.0 | 12 | 7.5 | CEF-4.0 | T2030002040-000 | DEF-4.0 | T2030012040-000 |

HEEE-032 inserts


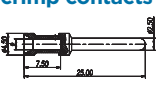

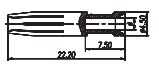
INSERTS FOR H10B HOOD/HOUSING

400V MAX. 16A

32+ 


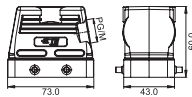

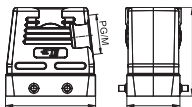

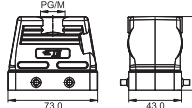

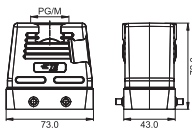

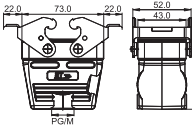

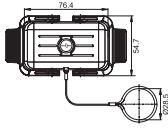

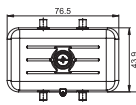
| Dimensions (mm) | | Type | Part Number | |
|--|--|------------|-----------------|-----------------|
| | | | Male insert | Female insert |
| Crimp terminal (order crimp contacts separately) | | | | |
|  |  | HEEE-032-M | T2050323101-000 | |
| | | HEEE-032-F | | T2050323201-000 |
| Contact arrangement view from termination side  | Panel cut out for inserts for use without hoods/housings  | | | |

16A Contact

| Tech data | 16A Male crimp contacts | Wire gauge | | Strip-ping length | Crimp contacts, silver-plated | | Crimp contacts, gold-plated | |
|---|---|-----------------|-------|-------------------|-------------------------------|-----------------|-----------------------------|-----------------|
| | | mm ² | AWG | | Type | Part Number | Type | Part Number |
| Material: copper alloy Contact resistance: ≤1mΩ Terminal: crimp connection CEM/Male  |  | 0.14-0.37 | 26-22 | 7.5 | CEM-0.3 | T2030001002-000 | DEM-0.3 | T2030011002-000 |
| | | 0.5 | 20 | 7.5 | CEM-0.5 | T2030001005-000 | DEM-0.5 | T2030011005-000 |
| | | 0.75 | 18 | 7.5 | CEM-0.75 | T2030001008-000 | DEM-0.75 | T2030011008-000 |
| | | 1.0 | 18 | 7.5 | CEM-1.0 | T2030001010-000 | DEM-1.0 | T2030011010-000 |
| | | 1.5 | 16 | 7.5 | CEM-1.5 | T2030001015-000 | DEM-1.5 | T2030011015-000 |
| | | 2.5 | 14 | 7.5 | CEM-2.5 | T2030001025-000 | DEM-2.5 | T2030011025-000 |
| | | 4.0 | 12 | 7.5 | CEM-4.0 | T2030001040-000 | DEM-4.0 | T2030011040-000 |
| CEF/Female  | 16A Female crimp contacts  | 0.14-0.37 | 26-22 | 7.5 | CEF-0.3 | T2030002002-000 | DEF-0.3 | T2030012002-000 |
| | | 0.5 | 20 | 7.5 | CEF-0.5 | T2030002005-000 | DEF-0.5 | T2030012005-000 |
| | | 0.75 | 18 | 7.5 | CEF-0.75 | T2030002008-000 | DEF-0.75 | T2030012008-000 |
| | | 1.0 | 18 | 7.5 | CEF-1.0 | T2030002010-000 | DEF-1.0 | T2030012010-000 |
| | | 1.5 | 16 | 7.5 | CEF-1.5 | T2030002015-000 | DEF-1.5 | T2030012015-000 |
| | | 2.5 | 14 | 7.5 | CEF-2.5 | T2030002025-000 | DEF-2.5 | T2030012025-000 |
| | | 4.0 | 12 | 7.5 | CEF-4.0 | T2030002040-000 | DEF-4.0 | T2030012040-000 |


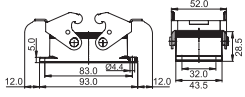

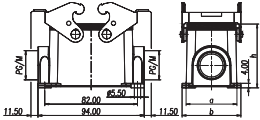

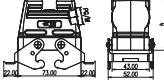

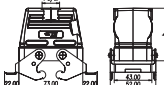


H10B with 2 levers on the hoods/housings

POWDER-COATED, RAL 7037

| Dimensions (mm) | Metr. | PG | Type | Part Number | | | | | | |
|--|--------------|--------------|--|---|------|------|------------------------------|--------------------------|---|---|
| Hood: Side entry | | | | | | | | | | |
|  <div style="display: flex; align-items: center;"> <div style="margin-right: 10px;"> <p>Low construction</p>  </div> <div style="margin-left: 10px;"> <p>M20 M25</p> </div> </div> | | PG16 PG21 | H10B-TS-PG16 H10B-TS-PG21 H10B-TS-M20 H10B-TS-M25 | T1210100116-000 T1210100121-000 T1210100120-000 T1210100125-000 | | | | | | |
|  <div style="display: flex; align-items: center;"> <div style="margin-right: 10px;"> <p>High construction</p>  </div> <div style="margin-left: 10px;"> <p>M20 M25 M32</p> </div> </div> | | PG21 PG29 | H10B-TSH-PG21 H10B-TSH-PG29 H10B-TSH-M20 H10B-TSH-M25 H10B-TSH-M32 | T1230100121-000 T1230100129-000 T1230100120-000 T1230100125-000 T1230100132-000 | | | | | | |
| Hood: Top entry | | | | | | | | | | |
|  <div style="display: flex; align-items: center;"> <div style="margin-right: 10px;"> <p>Low construction</p>  </div> <div style="margin-left: 10px;"> <p>M20 M25</p> </div> </div> | | PG16 PG21 | H10B-TG-PG16 H10B-TG-PG21 H10B-TG-M20 H10B-TG-M25 | T1220100116-000 T1220100121-000 T1220100120-000 T1220100125-000 | | | | | | |
|  <div style="display: flex; align-items: center;"> <div style="margin-right: 10px;"> <p>High construction</p>  </div> <div style="margin-left: 10px;"> <p>M20 M25 M32</p> </div> </div> | | PG21 PG29 | H10B-TGH-PG21 H10B-TGH-PG29 H10B-TGH-M20 H10B-TGH-M25 H10B-TGH-M32 | T1240100121-000 T1240100129-000 T1240100120-000 T1240100125-000 T1240100132-000 | | | | | | |
| Cable-to-cable hood | | | | | | | | | | |
|  <div style="display: flex; align-items: center;"> <div style="margin-right: 10px;">  </div> <div style="margin-left: 10px;"> <table border="1"> <thead> <tr> <th>Construction</th> <th>H</th> </tr> </thead> <tbody> <tr> <td>Low</td> <td>62.5</td> </tr> <tr> <td>High</td> <td>74.5</td> </tr> </tbody> </table> </div> </div> | Construction | H | Low | 62.5 | High | 74.5 | M20 M25 M25 M32 | PG16 PG21 PG29 | H10B-TBFS-PG16 H10B-TBFS-M20 H10B-TBFS-M25 H10B-TBFHS-PG21 H10B-TBFHS-M25 H10B-TBFHS-M32 | T1710101116-000 T1710101120-000 T1710101125-000 T1750101121-000 T1750101129-000 T1750101125-000 T1750101132-000 |
| Construction | H | | | | | | | | | |
| Low | 62.5 | | | | | | | | | |
| High | 74.5 | | | | | | | | | |
| Protection covers for hoods | | | | | | | | | | |
|  <div style="display: flex; align-items: center;"> <div style="margin-right: 10px;">  </div> </div> | | | H10B-KDTP | T1010101400-000 | | | | | | |
| Housing protection cover | | | | | | | | | | |
|  <div style="display: flex; align-items: center;"> <div style="margin-right: 10px;">  </div> </div> | | | H10B-KDBP | T1010102100-000 | | | | | | |


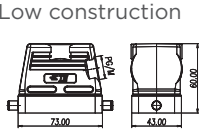

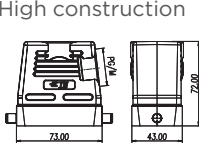

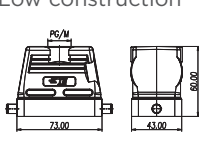

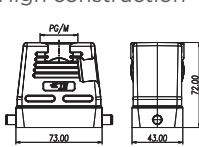

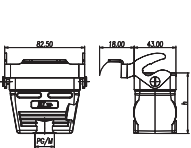

H10B with 2 levers on the hoods/housings

POWDER-COATED, RAL 7037

| Dimensions (mm) | | Metr. | PG | Type | Part Number | | | | | | | | | | | | | | | | | | | | | | | | | | | | | | | | |
|---|---|---|----------------------------------|--------------|--|---|--|--|---|--|--|--|--|--|--------------|---|---|---|---|---|---|---|-----|----|----|----|----|----|----|----|-------|----|----|----|----|----|----|
| Bulkhead mounted | | | | | | | | | | | | | | | | | | | | | | | | | | | | | | | | | | | | | |
|  |  | | | H10B-AGS | T1410101000-000 | | | | | | | | | | | | | | | | | | | | | | | | | | | | | | | | |
| Surface mounted: Side entry | | | | | | | | | | | | | | | | | | | | | | | | | | | | | | | | | | | | | |
|  |  | 1 Side entry Low construction | M20 M25 | PG16 PG21 | H10B-SGRS-PG16 H10B-SGRS-PG21 H10B-SGRS-M20 H10B-SGRS-M25 H10B-SGRS-2PG16 | T1440101116-000 T1440101121-000 T1440101120-000 T1440101125-000 T1440101216-000 | | | | | | | | | | | | | | | | | | | | | | | | | | | | | | | |
| | | 2 Side entry Low construction | M20 M25 | PG16 PG21 | H10B-SGRS-2PG16 H10B-SGRS-2PG21 H10B-SGRS-2M20 H10B-SGRS-2M25 | T1440101221-000 T1440101220-000 T1440101225-000 | | | | | | | | | | | | | | | | | | | | | | | | | | | | | | | |
| | | 1 Side entry High construction | M25 M32 | PG21 PG29 | H10B-SGRHS-PG21 H10B-SGRHS-PG29 H10B-SGRHS-M25 H10B-SGRHS-M32 | T1470101121-000 T1470101129-000 T1470101125-000 T1470101132-000 | | | | | | | | | | | | | | | | | | | | | | | | | | | | | | | |
| | | 2 Side entry High construction | M25 M32 | PG21 PG29 | H10B-SGRHS-2PG21 H10B-SGRHS-2PG29 H10B-SGRHS-2M25 H10B-SGRHS-2M32 | T1470101221-000 T1470101229-000 T1470101225-000 T1470101232-000 | | | | | | | | | | | | | | | | | | | | | | | | | | | | | | | |
| | | <table border="1"> <thead> <tr> <th>Construction</th> <th>A</th> <th>B</th> <th>H</th> </tr> </thead> <tbody> <tr> <td>Low</td> <td>40</td> <td>52</td> <td>56</td> </tr> <tr> <td>Hight</td> <td>45</td> <td>57</td> <td>74</td> </tr> </tbody> </table> | | Construction | A | B | H | Low | 40 | 52 | 56 | Hight | 45 | 57 | 74 | | | | | | | | | | | | | | | | | | | | | | |
| | | Construction | A | B | H | | | | | | | | | | | | | | | | | | | | | | | | | | | | | | | | |
| Low | 40 | 52 | 56 | | | | | | | | | | | | | | | | | | | | | | | | | | | | | | | | | | |
| Hight | 45 | 57 | 74 | | | | | | | | | | | | | | | | | | | | | | | | | | | | | | | | | | |
| | | | | | | | | | | | | | | | | | | | | | | | | | | | | | | | | | | | | | |
| Side entry housing with two levers | | | | | | | | | | | | | | | | | | | | | | | | | | | | | | | | | | | | | |
|  |  | Low construction | M20 M25 | PG16 PG21 | H10B-TSBS-PG16 H10B-TSBS-PG21 H10B-TSBS-M20 H10B-TSBS-M25 | T1250103116-000 T1250103121-000 T1250103120-000 T1250103125-000 | | | | | | | | | | | | | | | | | | | | | | | | | | | | | | | |
| | <table border="1"> <thead> <tr> <th>Construction</th> <th>H</th> </tr> </thead> <tbody> <tr> <td>Low</td> <td>60</td> </tr> <tr> <td>Hight</td> <td>72</td> </tr> </tbody> </table> | Construction | H | Low | 60 | Hight | 72 | High construction | M25 M32 | PG21 PG29 | H10B-TSBHS-PG21 H10B-TSBHS-PG29 H10B-TSBHS-M25 H10B-TSBHS-M32 | T1270103121-000 T1270103129-000 T1270103125-000 T1270103132-000 | | | | | | | | | | | | | | | | | | | | | | | | | |
| Construction | H | | | | | | | | | | | | | | | | | | | | | | | | | | | | | | | | | | | | |
| Low | 60 | | | | | | | | | | | | | | | | | | | | | | | | | | | | | | | | | | | | |
| Hight | 72 | | | | | | | | | | | | | | | | | | | | | | | | | | | | | | | | | | | | |
| Top entry housing with two levers | | | | | | | | | | | | | | | | | | | | | | | | | | | | | | | | | | | | | |
|  |  | Low construction | M20 M25 | PG16 PG21 | H10B-TGBS-PG16 H10B-TGBS-PG21 H10B-TGBS-M20 H10B-TGBS-M25 | T1260103116-000 T1260103121-000 T1260103120-000 T1260103125-000 | | | | | | | | | | | | | | | | | | | | | | | | | | | | | | | |
| | <table border="1"> <thead> <tr> <th>Construction</th> <th>H</th> </tr> </thead> <tbody> <tr> <td>Low</td> <td>60</td> </tr> <tr> <td>Hight</td> <td>72</td> </tr> </tbody> </table> | Construction | H | Low | 60 | Hight | 72 | High construction | M25 M32 | PG21 PG29 | H10B-TGBHS-PG21 H10B-TGBHS-PG29 H10B-TGBHS-M25 H10B-TGBHS-M32 | T1280103121-000 T1280103129-000 T1280103125-000 T1280103132-000 | | | | | | | | | | | | | | | | | | | | | | | | | |
| Construction | H | | | | | | | | | | | | | | | | | | | | | | | | | | | | | | | | | | | | |
| Low | 60 | | | | | | | | | | | | | | | | | | | | | | | | | | | | | | | | | | | | |
| Hight | 72 | | | | | | | | | | | | | | | | | | | | | | | | | | | | | | | | | | | | |
| Bulkhead mounted with 4 bolts | | | | | | | | | | | | | | | | | | | | | | | | | | | | | | | | | | | | | |
|  | With protection cover | | 1 Side entry Low construction | PG16 PG21 | H10B-AD-BO H10B-SDR-BO-PG16 H10B-SDR-BO-PG21 H10B-SDR-BO-M20 H10B-SDR-BO-M25 H10B-SDR-BO-2PG16 H10B-SDR-BO-2PG21 H10B-SDR-BO-2M20 H10B-SDR-BO-2M25 | T1430100000-000 T1460100116-000 T1460100121-000 T1460100120-000 T1460100125-000 T1460100216-000 T1460100221-000 T1460100220-000 T1460100225-000 | | | | | | | | | | | | | | | | | | | | | | | | | | | | | | | |
| |  | | | | | | 2 Side entry Low construction | PG16 PG21 | H10B-SDR-BO-2PG16 H10B-SDR-BO-2PG21 H10B-SDR-BO-2M20 H10B-SDR-BO-2M25 | T1460100216-000 T1460100221-000 T1460100220-000 T1460100225-000 | | | | | | | | | | | | | | | | | | | | | | | | | | | |
| | | | | | | | | | | | 1 Side entry High construction | PG21 PG29 | H10B-SDRH-BO-PG21 H10B-SDRH-BO-PG29 H10B-SDRH-BO-M25 H10B-SDRH-BO-M32 H10B-SDRH-BO-2PG21 H10B-SDRH-BO-2PG29 H10B-SDRH-BO-2M25 H10B-SDRH-BO-2M32 | T1490100121-000 T1490100129-000 T1490100125-000 T1490100132-000 T1490100221-000 T1490100229-000 T1490100225-000 T1490100232-000 | | | | | | | | | | | | | | | | | | | | | | | |
| | 2 Side entry High construction | PG21 PG29 | | | | | H10B-SDRH-BO-2PG21 H10B-SDRH-BO-2PG29 H10B-SDRH-BO-2M25 H10B-SDRH-BO-2M32 | T1490100221-000 T1490100229-000 T1490100225-000 T1490100232-000 | | | | | | | | | | | | | | | | | | | | | | | | | | | | | |
| | | | | | | | | | <table border="1"> <thead> <tr> <th>Construction</th> <th>A</th> <th>B</th> <th>C</th> <th>D</th> <th>F</th> <th>G</th> <th>H</th> </tr> </thead> <tbody> <tr> <td>Low</td> <td>82</td> <td>94</td> <td>40</td> <td>52</td> <td>22</td> <td>67</td> <td>54</td> </tr> <tr> <td>Hight</td> <td>82</td> <td>94</td> <td>45</td> <td>57</td> <td>20</td> <td>65</td> <td>74</td> </tr> </tbody> </table> | | | | | | Construction | A | B | C | D | F | G | H | Low | 82 | 94 | 40 | 52 | 22 | 67 | 54 | Hight | 82 | 94 | 45 | 57 | 20 | 65 |
| | Construction | A | | | | | B | C | D | F | | | | | G | H | | | | | | | | | | | | | | | | | | | | | |
| Low | 82 | 94 | 40 | 52 | 22 | 67 | 54 | | | | | | | | | | | | | | | | | | | | | | | | | | | | | | |
| Hight | 82 | 94 | 45 | 57 | 20 | 65 | 74 | | | | | | | | | | | | | | | | | | | | | | | | | | | | | | |
| | | | | | | | | | | | | | | | | | | | | | | | | | | | | | | | | | | | | | |
| | | | | | | | | | | | | | | | | | | | | | | | | | | | | | | | | | | | | | |


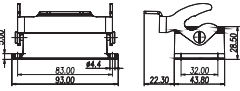

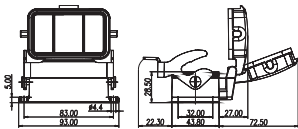

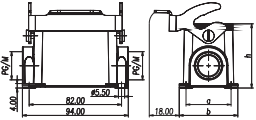

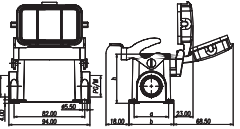
H10B with 1 lever on the hoods/housings

POWDER-COATED, RAL 7037

| Dimensions (mm) | | Metr. | PG | Type | Part Number | | | | | | |
|---|---|-------------------|--------------|---|---|-------|------|------------------------------|--------------------------|--|---|
| Hood: Side entry | | | | | | | | | | | |
|  | <p>Low construction</p>  | M20 M25 | PG16 PG21 | H10B-TS-RO-PG16 H10B-TS-RO-PG21 H10B-TS-RO-M20 H10B-TS-RO-M25 | T1310100116-000 T1310100121-000 T1310100120-000 T1310100125-000 | | | | | | |
|  | <p>High construction</p>  | M20 M25 M32 | PG21 PG29 | H10B-TSH-RO-PG21 H10B-TSH-RO-PG29 H10B-TSH-RO-M20 H10B-TSH-RO-M25 H10B-TSH-RO-M32 | T1330100121-000 T1330100129-000 T1330100120-000 T1330100125-000 T1330100132-000 | | | | | | |
| Hood: Top entry | | | | | | | | | | | |
|  | <p>Low construction</p>  | M20 M25 | PG16 PG21 | H10B-TG-RO-PG16 H10B-TG-RO-PG21 H10B-TG-RO-M20 H10B-TG-RO-M25 | T1320100116-000 T1320100121-000 T1320100120-000 T1320100125-000 | | | | | | |
|  | <p>High construction</p>  | M20 M25 M32 | PG21 PG29 | H10B-TGH-RO-PG21 H10B-TGH-RO-PG29 H10B-TGH-RO-M20 H10B-TGH-RO-M25 H10B-TGH-RO-M32 | T1340100121-000 T1340100129-000 T1340100120-000 T1340100125-000 T1340100132-000 | | | | | | |
| Cable-to-cable hood | | | | | | | | | | | |
|  |  <table border="1" data-bbox="534 1400 750 1512"> <thead> <tr> <th>Construction</th> <th>H</th> </tr> </thead> <tbody> <tr> <td>Low</td> <td>62.5</td> </tr> <tr> <td>Hight</td> <td>74.5</td> </tr> </tbody> </table> | Construction | H | Low | 62.5 | Hight | 74.5 | M20 M25 M25 M32 | PG16 PG21 PG29 | H10B-TBF-LB-PG16 H10B-TBF-LB-M20 H10B-TBF-LB-M25 H10B-TBFH-LB-PG21 H10B-TBFH-LB-PG29 H10B-TBFH-LB-M25 H10B-TBFH-LB-M32 | T1730103116-000 T1730103120-000 T1730103125-000 T1770103121-000 T1770103129-000 T1770103125-000 T1770103132-000 |
| Construction | H | | | | | | | | | | |
| Low | 62.5 | | | | | | | | | | |
| Hight | 74.5 | | | | | | | | | | |
| Protection covers for hoods | | | | | | | | | | | |
|  | | | | H10B-KDTP-LB | T1010101500-000 | | | | | | |

H10B with 1 lever on the hoods/housings

POWDER-COATED, RAL 7037

| Dimensions (mm) | | Metr. | PG | Type | Part Number | | | | | | | | | | | | |
|---|---|--------------|----|---------------------------|------------------------------------|-----|----|----|----|-------|----|----|----|---|--|--|--|
| Bulkhead mounted | | | | | | | | | | | | | | | | | |
|  |  | | | H10B-AG-LB | T1500103000-000 | | | | | | | | | | | | |
|  | With protection cover  | | | H10B-AD-LB H10B-ADM-LB | T1510103000-000 T1510103001-000 | | | | | | | | | | | | |
| Surface mounted: Side entry | | | | | | | | | | | | | | | | | |
|  |  <table border="1" data-bbox="316 1227 671 1317"> <thead> <tr> <th>Construction</th> <th>A</th> <th>B</th> <th>H</th> </tr> </thead> <tbody> <tr> <td>Low</td> <td>40</td> <td>52</td> <td>54</td> </tr> <tr> <td>Hight</td> <td>45</td> <td>57</td> <td>74</td> </tr> </tbody> </table> | Construction | A | B | H | Low | 40 | 52 | 54 | Hight | 45 | 57 | 74 | 1 Side entry Low construction M20 M25 2 Side entry M20 M25 High construction M25 M32 1 Side entry M25 M32 | PG16 PG21 PG16 PG21 PG21 PG29 PG21 PG29 | H10B-SGR-LB-PG16 H10B-SGR-LB-PG21 H10B-SGR-LB-M20 H10B-SGR-LB-M25 H10B-SGR-LB-2PG16 H10B-SGR-LB-2PG21 H10B-SGR-LB-2M20 H10B-SGR-LB-2M25 H10B-SGRH-LB-PG21 H10B-SGRH-LB-PG29 H10B-SGRH-LB-M25 H10B-SGRH-LB-M32 H10B-SGRH-LB-2PG21 H10B-SGRH-LB-2PG29 H10B-SGRH-LB-2M25 H10B-SGRH-LB-2M32 | T1610103116-000 T1610103121-000 T1610103120-000 T1610103125-000 T1610103216-000 T1610103221-000 T1610103220-000 T1610103225-000 T1650103121-000 T1650103129-000 T1650103125-000 T1650103132-000 T1650103221-000 T1650103229-000 T1650103225-000 T1650103232-000 |
| Construction | A | B | H | | | | | | | | | | | | | | |
| Low | 40 | 52 | 54 | | | | | | | | | | | | | | |
| Hight | 45 | 57 | 74 | | | | | | | | | | | | | | |
|  | With protection cover  <table border="1" data-bbox="316 1626 671 1715"> <thead> <tr> <th>Construction</th> <th>A</th> <th>B</th> <th>H</th> </tr> </thead> <tbody> <tr> <td>Low</td> <td>40</td> <td>52</td> <td>54</td> </tr> <tr> <td>Hight</td> <td>45</td> <td>57</td> <td>74</td> </tr> </tbody> </table> | Construction | A | B | H | Low | 40 | 52 | 54 | Hight | 45 | 57 | 74 | 1 Side entry Low construction M20 M25 2 Side entry M20 M25 High construction M25 M32 1 Side entry M25 M32 | PG16 PG21 PG16 PG21 PG21 PG29 | H10B-SDR-LB-PG16 H10B-SDR-LB-PG21 H10B-SDR-LB-M20 H10B-SDR-LB-M25 H10B-SDR-LB-2PG16 H10B-SDR-LB-2PG21 H10B-SDR-LB-2M20 H10B-SDR-LB-2M25 H10B-SDRH-LB-PG21 H10B-SDRH-LB-PG29 H10B-SDRH-LB-M25 H10B-SDRH-LB-M32 H10B-SDRH-LB-2PG21 H10B-SDRH-LB-2PG29 H10B-SDRH-LB-2M25 H10B-SDRH-LB-2M32 | T1620103116-000 T1620103121-000 T1620103120-000 T1620103125-000 T1620103216-000 T1620103221-000 T1620103220-000 T1620103225-000 T1660103121-000 T1660103129-000 T1660103125-000 T1660103132-000 T1660103221-000 T1660103229-000 T1660103225-000 T1660103232-000 |
| Construction | A | B | H | | | | | | | | | | | | | | |
| Low | 40 | 52 | 54 | | | | | | | | | | | | | | |
| Hight | 45 | 57 | 74 | | | | | | | | | | | | | | |

HIP.10/24, HIP-K.10/24, EMV-K.10/24 housings


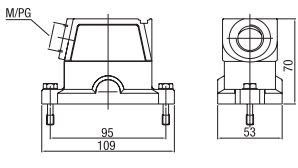

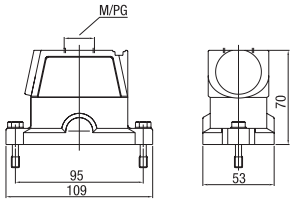

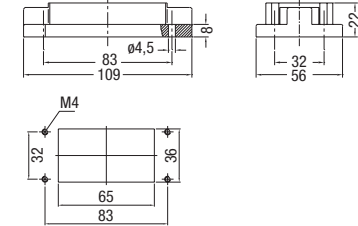
HIP: Pressure-tight, silver-grey

HIP-K: Housings corrosion-resistant, black, according to DIN IEC 68 T2-52 and ASTM B117-09 > 1000h

EMV-K: Protection against electro-magnetic interference, pressure-tight, housings corrosion-resistant, black

Pressure-tight up to 5 bar

IP 68 / IP 69 K

| Description | Metr. | PG | Type | Part Number |
|---|---|------------|----------|---|
| Hood: Side entry, Standard construction | | | | |
|  |  | M25 | 16 21 | HIP HIP.10/24.STS.1.16.G HIP.10/24.STS.1.21.G HIP.10/24.STS.1.M25.G 1-1102640-5 1-1102642-5 0-1106436-2 |
| | | M25 M32 | 21 | HIP-K HIP-K.10/24.STS.1.21.G HIP-K.10/24.STS.1.M25.G HIP-K.10/24.STS.1.M32.G 2-1102642-5 0-1106436-4 0-1106436-6 |
| | | M25 M32 | 21 | EMV-K EMV-K.10/24.STS.1.21.G EMV-K.10/24.STS.1.M25.G EMV-K.10/24.STS.1.M32.G 4-1102714-5 0-1106427-3 1-1106427-0 |
| Hood: Top entry | | | | |
|  |  | M25 | 16 21 | HIP HIP.10/24.STO.1.16.G HIP.10/24.STO.1.21.G HIP.10/24.STO.1.M25.G 1-1102644-5 1-1102646-5 0-1106436-1 |
| | | M25 M32 | 16 | HIP-K HIP-K.10/24.STO.1.16.G HIP-K.10/24.STO.1.M25.G HIP-K.10/24.STO.1.M32.G 2-1102644-5 0-1106436-3 0-1106436-5 |
| | | M25 | 21 | EMV-K EMV-K.10/24.STO.1.21.G EMV-K.10/24.STO.1.M25.G 4-1102715-5 0-1106427-4 |
| Surface mounted housing: Bottom entry | | | | |
|  |  | | | HIP HIP.10/24.AG 1-1102647-5 HIP-K HIP-K.10/24.AG 2-1102647-5 EMV-K EMV-K.10/24.AG 4-1102718-5 |

HIP.10/24, HIP-K.10/24, EMV-K.10/24 housings


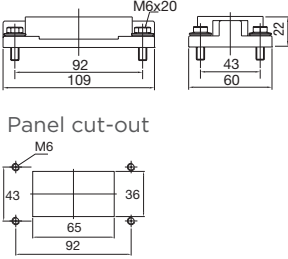

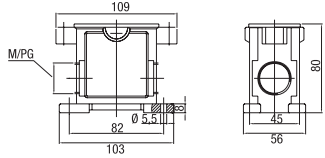

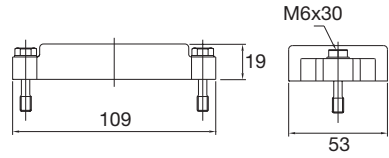
HIP: Pressure-tight, silver-grey

HIP-K: Housings corrosion-resistant, black, according to DIN IEC 68 T2-52 and ASTM B117-09 > 1000h

EMV-K: Protection against electro-magnetic interference, pressure-tight, housings corrosion-resistant, black

Pressure-tight up to 5 bar

IP 68 / IP 69 K





| Description | Metr. | PG | Type | Part Number |
|---|-------|------------|--|--|
| Surface mounted housing: Bottom entry | | | | |
|   | | | HIP HIP.10/24.AG.M6 HIP-K HIP-K.10/24.AG.M6 EMV-K EMV-K.10/24.AG.M6 | 1-1102612-5 2-1102612-5 4-1102720-5 |
| Surface mounted housing: Side entry | | | | |
|   | 2xM32 | 21 2x21 | HIP HIP.10/24.SG.1.21.G HIP.10/24.SG.2.21.G HIP.10/24.SG.2.M32.G HIP-K HIP-K.10/24.SG.1.21.G HIP-K.10/24.SG.2.21.G EMV-K EMV-K.10/24.SG.1.21.G EMV-K.10/24.SG.2.21.G EMV-K.10/24.SG.2.M32.G | 1-1102610-5 1-1102611-5 0-1106435-1 5-1102610-5 2-1102611-5 5-1102716-5 4-1102717-5 0-1106426-2 |
| Protective covers for hoods and housing | | | | |
|   | | | HIP HIP/EMV.10/24.SKB HIP-K/EMV-K HIP-K/EMV-K.10/24.SKB | 3-1106202-5 4-1106202-5 |

HE-016 inserts


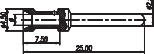


INSERTS FOR H16B HOOD/HOUSING

500V MAX. 16A

16+ 

| Dimension (mm) | Type | Part Number | |
|---|------------|-----------------|-----------------|
| | | Male insert | Female insert |
| Screw terminal | | | |
|  | HE-016-M | T2040162101-000 | |
| | HE-016-F | | T2040162201-000 |
| Spring terminal | | | |
|  | HE-016-MS | T2040163101-000 | |
| | HE-016-FS | | T2040163201-000 |
| Crimp terminal (Order crimp contacts separately) | | | |
|  | HE-016-MC | T2040164101-000 | |
| | HE-016-FC | | T2040164201-000 |
| Spring terminal (Two terminals per contact) | | | |
|  | HE-016-MSS | T2040165101-000 | |
| | HE-016-FSS | | T2040165201-000 |

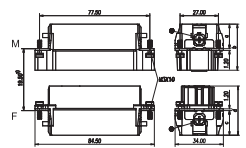

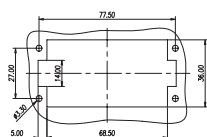
16A Contact

| Tech data Material: copper alloy Contact resistance: $\leq 1m\Omega$ Terminal: crimp connection CEM/Male  | 16A Male crimp contacts  | Wire gauge | | Strip- ping length | Crimp contacts, silver-plated | | Crimp contacts, gold-plated | |
|--|---|-----------------|---------|--------------------------|-------------------------------|-----------------|-----------------------------|-----------------|
| | | mm ² | AWG | | mm | Type | Part Number | Type |
| CEF/Female  | 16A Female crimp contacts  | 0.14-0.37 | 26-22 | 7.5 | CEM-0.3 | T2030001002-000 | DEM-0.3 | T2030011002-000 |
| | | 0.5 | 20 | 7.5 | CEM-0.5 | T2030001005-000 | DEM-0.5 | T2030011005-000 |
| | | 0.75 | 18 | 7.5 | CEM-0.75 | T2030001008-000 | DEM-0.75 | T2030011008-000 |
| | | 1.0 | 18 | 7.5 | CEM-1.0 | T2030001010-000 | DEM-1.0 | T2030011010-000 |
| | | 1.5 | 16 | 7.5 | CEM-1.5 | T2030001015-000 | DEM-1.5 | T2030011015-000 |
| | | 2.5 | 14 | 7.5 | CEM-2.5 | T2030001025-000 | DEM-2.5 | T2030011025-000 |
| | | 4.0 | 12 | 7.5 | CEM-4.0 | T2030001040-000 | DEM-4.0 | T2030011040-000 |
| | | 0.14-0.37 | 26-22 | 7.5 | CEF-0.3 | T2030002002-000 | DEF-0.3 | T2030012002-000 |
| | | 0.5 | 20 | 7.5 | CEF-0.5 | T2030002005-000 | DEF-0.5 | T2030012005-000 |
| | | 0.75 | 18 | 7.5 | CEF-0.75 | T2030002008-000 | DEF-0.75 | T2030012008-000 |
| 1.0 | 18 | 7.5 | CEF-1.0 | T2030002010-000 | DEF-1.0 | T2030012010-000 | | |
| 1.5 | 16 | 7.5 | CEF-1.5 | T2030002015-000 | DEF-1.5 | T2030012015-000 | | |
| 2.5 | 14 | 7.5 | CEF-2.5 | T2030002025-000 | DEF-2.5 | T2030012025-000 | | |
| 4.0 | 12 | 7.5 | CEF-4.0 | T2030002040-000 | DEF-4.0 | T2030012040-000 | | |

Distance for contact max. 21mm

Contact arrangement view
from termination side

Panel cut-out for inserts for use
without hoods/housings


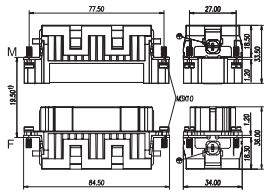
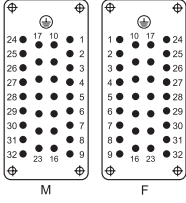
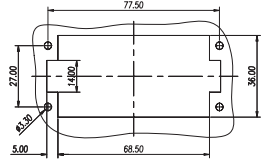
|  <table border="1"> <thead> <tr> <th></th> <th>a</th> <th>b</th> <th>c</th> <th>d</th> </tr> </thead> <tbody> <tr> <td>HE</td> <td>18</td> <td>33</td> <td>18</td> <td>35</td> </tr> <tr> <td>HES/HEC</td> <td>19</td> <td>34</td> <td>19</td> <td>36</td> </tr> <tr> <td>HESS</td> <td>34</td> <td>49</td> <td>32</td> <td>49</td> </tr> </tbody> </table> | | a | b | c | d | HE | 18 | 33 | 18 | 35 | HES/HEC | 19 | 34 | 19 | 36 | HESS | 34 | 49 | 32 | 49 |  |  |
|--|----|----|----|----|---|----|----|----|----|----|---------|----|----|----|----|------|----|----|----|----|---|---|
| | a | b | c | d | | | | | | | | | | | | | | | | | | |
| HE | 18 | 33 | 18 | 35 | | | | | | | | | | | | | | | | | | |
| HES/HEC | 19 | 34 | 19 | 36 | | | | | | | | | | | | | | | | | | |
| HESS | 34 | 49 | 32 | 49 | | | | | | | | | | | | | | | | | | |

HEE-032 inserts


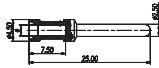

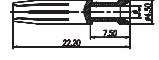
INSERTS FOR H16B HOOD/HOUSING

500V MAX. 16A

32+⊕

| Dimensions (mm) | Type | Part Number | |
|--|---|-------------|-----------------|
| | | Male insert | Female insert |
| Crimp terminal (order crimp contacts separately) | | | |
|  |  | HEE-032-M | T2050322101-000 |
| | | HEE-032-F | T2050322201-000 |
| Contact arrangement view from termination side  | Panel cut out for inserts for use without hoods/housings  | | |

16A Contact


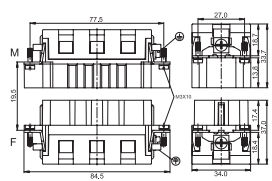
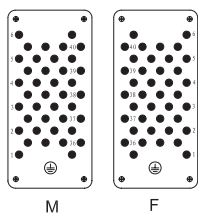
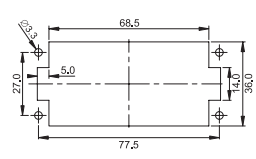
| Tech data | 16A Male crimp contacts | Wire gauge | | Strip-ping length | Crimp contacts, silver-plated | | Crimp contacts, gold-plated | |
|---|---|-----------------|-------|-------------------|-------------------------------|-----------------|-----------------------------|-----------------|
| | | mm ² | AWG | | Type | Part Number | Type | Part Number |
| Material: copper alloy Contact resistance: ≤1mΩ Terminal: crimp connection CEM/Male  |  | 0.14-0.37 | 26-22 | 7.5 | CEM-0.3 | T2030001002-000 | DEM-0.3 | T2030011002-000 |
| | | 0.5 | 20 | 7.5 | CEM-0.5 | T2030001005-000 | DEM-0.5 | T2030011005-000 |
| | | 0.75 | 18 | 7.5 | CEM-0.75 | T2030001008-000 | DEM-0.75 | T2030011008-000 |
| | | 1.0 | 18 | 7.5 | CEM-1.0 | T2030001010-000 | DEM-1.0 | T2030011010-000 |
| | | 1.5 | 16 | 7.5 | CEM-1.5 | T2030001015-000 | DEM-1.5 | T2030011015-000 |
| | | 2.5 | 14 | 7.5 | CEM-2.5 | T2030001025-000 | DEM-2.5 | T2030011025-000 |
| | | 4.0 | 12 | 7.5 | CEM-4.0 | T2030001040-000 | DEM-4.0 | T2030011040-000 |
| CEF/Female  | 16A Female crimp contacts  | 0.14-0.37 | 26-22 | 7.5 | CEF-0.3 | T2030002002-000 | DEF-0.3 | T2030012002-000 |
| | | 0.5 | 20 | 7.5 | CEF-0.5 | T2030002005-000 | DEF-0.5 | T2030012005-000 |
| | | 0.75 | 18 | 7.5 | CEF-0.75 | T2030002008-000 | DEF-0.75 | T2030012008-000 |
| | | 1.0 | 18 | 7.5 | CEF-1.0 | T2030002010-000 | DEF-1.0 | T2030012010-000 |
| | | 1.5 | 16 | 7.5 | CEF-1.5 | T2030002015-000 | DEF-1.5 | T2030012015-000 |
| | | 2.5 | 14 | 7.5 | CEF-2.5 | T2030002025-000 | DEF-2.5 | T2030012025-000 |
| | | 4.0 | 12 | 7.5 | CEF-4.0 | T2030002040-000 | DEF-4.0 | T2030012040-000 |

HEEE-040 inserts


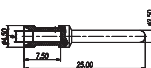

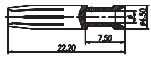
INSERTS FOR H16B HOOD/HOUSING

500V MAX. 16A

40+ 

| Dimensions (mm) | | Type | Part Number | |
|--|---|--|-----------------|-----------------|
| | | | Male insert | Female insert |
| Crimp terminal (order crimp contacts separately) | | | | |
|  |  | HEEE-040-M | T2050402101-000 | |
| | | HEEE-040-F | | T2050402201-000 |
| Contact arrangement view from termination side | | Panel cut out for inserts for use without hoods/housings | | |
|  | |  | | |

16A Contact


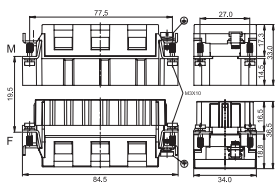
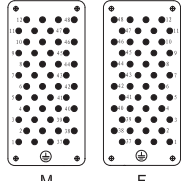
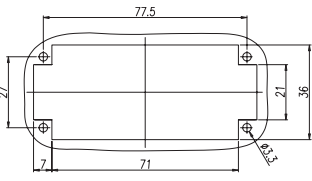
| Tech data | 16A Male crimp contacts | Wire gauge | | Strip-ping length | Crimp contacts, silver-plated | | Crimp contacts, gold-plated | |
|--|---|-----------------|-------|-------------------|-------------------------------|-----------------|-----------------------------|-----------------|
| | | mm ² | AWG | | Type | Part Number | Type | Part Number |
| Material: copper alloy Contact resistance: ≤1mΩ Terminal: crimp connection CEM/Male  |  | 0.14-0.37 | 26-22 | 7.5 | CEM-0.3 | T2030001002-000 | DEM-0.3 | T2030011002-000 |
| | | 0.5 | 20 | 7.5 | CEM-0.5 | T2030001005-000 | DEM-0.5 | T2030011005-000 |
| | | 0.75 | 18 | 7.5 | CEM-0.75 | T2030001008-000 | DEM-0.75 | T2030011008-000 |
| | | 1.0 | 18 | 7.5 | CEM-1.0 | T2030001010-000 | DEM-1.0 | T2030011010-000 |
| | | 1.5 | 16 | 7.5 | CEM-1.5 | T2030001015-000 | DEM-1.5 | T2030011015-000 |
| | | 2.5 | 14 | 7.5 | CEM-2.5 | T2030001025-000 | DEM-2.5 | T2030011025-000 |
| | | 4.0 | 12 | 7.5 | CEM-4.0 | T2030001040-000 | DEM-4.0 | T2030011040-000 |
| CEF/Female  |  | 0.14-0.37 | 26-22 | 7.5 | CEF-0.3 | T2030002002-000 | DEF-0.3 | T2030012002-000 |
| | | 0.5 | 20 | 7.5 | CEF-0.5 | T2030002005-000 | DEF-0.5 | T2030012005-000 |
| | | 0.75 | 18 | 7.5 | CEF-0.75 | T2030002008-000 | DEF-0.75 | T2030012008-000 |
| | | 1.0 | 18 | 7.5 | CEF-1.0 | T2030002010-000 | DEF-1.0 | T2030012010-000 |
| | | 1.5 | 16 | 7.5 | CEF-1.5 | T2030002015-000 | DEF-1.5 | T2030012015-000 |
| | | 2.5 | 14 | 7.5 | CEF-2.5 | T2030002025-000 | DEF-2.5 | T2030012025-000 |
| | | 4.0 | 12 | 7.5 | CEF-4.0 | T2030002040-000 | DEF-4.0 | T2030012040-000 |

HEEE-048 inserts


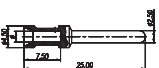

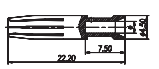
INSERTS FOR H16B HOOD/HOUSING

400V MAX. 16A

48+


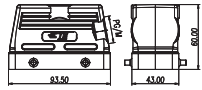

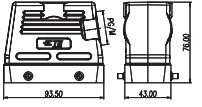

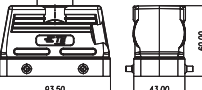



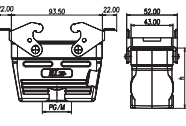

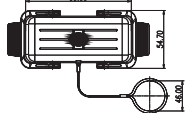


| Dimensions (mm) | | Type | Part Number | |
|--|--|------------|-----------------|-----------------|
| | | | Male insert | Female insert |
| Crimp terminal (order crimp contacts separately) | | | | |
|  |  | HEEE-048-F | T2050482101-000 | |
| | | HEEE-048-F | | T2050482201-000 |
| Contact arrangement view from termination side | Panel cut out for inserts for use without hoods/housings | | | |
|  |  | | | |

16A Contact

| Tech data | 16A Male crimp contacts | Wire gauge | | Strip-ping length | Crimp contacts, silver-plated | | Crimp contacts, gold-plated | |
|--|---|-----------------|-------|-------------------|-------------------------------|-----------------|-----------------------------|-----------------|
| | | mm ² | AWG | | Type | Part Number | Type | Part Number |
| Material: copper alloy Contact resistance: ≤1mΩ Terminal: crimp connection CEM/Male  |  | 0.14-0.37 | 26-22 | 7.5 | CEM-0.3 | T2030001002-000 | DEM-0.3 | T2030011002-000 |
| | | 0.5 | 20 | 7.5 | CEM-0.5 | T2030001005-000 | DEM-0.5 | T2030011005-000 |
| | | 0.75 | 18 | 7.5 | CEM-0.75 | T2030001008-000 | DEM-0.75 | T2030011008-000 |
| | | 1.0 | 18 | 7.5 | CEM-1.0 | T2030001010-000 | DEM-1.0 | T2030011010-000 |
| | | 1.5 | 16 | 7.5 | CEM-1.5 | T2030001015-000 | DEM-1.5 | T2030011015-000 |
| | | 2.5 | 14 | 7.5 | CEM-2.5 | T2030001025-000 | DEM-2.5 | T2030011025-000 |
| | | 4.0 | 12 | 7.5 | CEM-4.0 | T2030001040-000 | DEM-4.0 | T2030011040-000 |
| CEF/Female  |  | 0.14-0.37 | 26-22 | 7.5 | CEF-0.3 | T2030002002-000 | DEF-0.3 | T2030012002-000 |
| | | 0.5 | 20 | 7.5 | CEF-0.5 | T2030002005-000 | DEF-0.5 | T2030012005-000 |
| | | 0.75 | 18 | 7.5 | CEF-0.75 | T2030002008-000 | DEF-0.75 | T2030012008-000 |
| | | 1.0 | 18 | 7.5 | CEF-1.0 | T2030002010-000 | DEF-1.0 | T2030012010-000 |
| | | 1.5 | 16 | 7.5 | CEF-1.5 | T2030002015-000 | DEF-1.5 | T2030012015-000 |
| | | 2.5 | 14 | 7.5 | CEF-2.5 | T2030002025-000 | DEF-2.5 | T2030012025-000 |
| | | 4.0 | 12 | 7.5 | CEF-4.0 | T2030002040-000 | DEF-4.0 | T2030012040-000 |


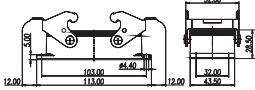

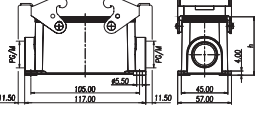

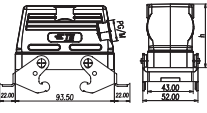

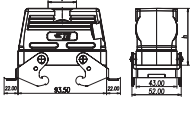

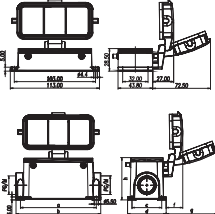
H16B with 2 levers on the hoods/housings

POWDER-COATED, RAL 7037

| Dimensions (mm) | | Metr. | PG | Type | Part Number | | | | | | |
|---|--|-------------------|--------------|--|---|------|------|------------|------|--|---|
| Hood: Side entry | | | | | | | | | | | |
|  | Low construction  | M20 M25 M32 | PG16 PG21 | H16B-TS-PG16 H16B-TS-PG21 H16B-TS-M20 H16B-TS-M25 H16B-TS-M32 | T1210160116-000 T1210160121-000 T1210160120-000 T1210160125-000 T1210160132-000 | | | | | | |
|  | High construction  | M25 M32 M40 | PG21 PG29 | H16B-TSH-PG21 H16B-TSH-PG29 H16B-TSH-M25 H16B-TSH-M32 H16B-TSH-M40 | T1230160121-000 T1230160129-000 T1230060125-000 T1230160132-000 T1230160140-000 | | | | | | |
| Hood: Top entry | | | | | | | | | | | |
|  | Low construction  | M25 M32 | PG16 PG21 | H16B-TG-PG16 H16B-TG-PG21 H16B-TG-M25 H16B-TG-M32 | T1220160116-000 T1220160121-000 T1220160125-000 T1220160132-000 | | | | | | |
|  | High construction  | M25 M32 M40 | PG21 PG29 | H16B-TGH-PG21 H16B-TGH-PG29 H16B-TGH-M25 H16B-TGH-M32 H16B-TGH-M40 | T1240160121-000 T1240160129-000 T1240160125-000 T1240160132-000 T1240160140-000 | | | | | | |
| Cable-to-cable hood | | | | | | | | | | | |
|  |  <table border="1" data-bbox="533 1350 738 1435"> <thead> <tr> <th>Construction</th> <th>H</th> </tr> </thead> <tbody> <tr> <td>Low</td> <td>62.5</td> </tr> <tr> <td>High</td> <td>74.5</td> </tr> </tbody> </table> | Construction | H | Low | 62.5 | High | 74.5 | M25 M32 | PG21 | H16B-TBFS-PG21 H16B-TBFS-M25 H16B-TBFS-M32 | T1710161121-000 T1710161125-000 T1710161132-000 |
| Construction | H | | | | | | | | | | |
| Low | 62.5 | | | | | | | | | | |
| High | 74.5 | | | | | | | | | | |
| | | M25 M32 M40 | PG21 PG29 | H16B-TBFHS-PG21 H16B-TBFHS-PG29 H16B-TBFHS-M25 H16B-TBFHS-M32 H16B-TBFHS-M40 | T1750161121-000 T1750161129-000 T1750161125-000 T1750161132-000 T1750161140-000 | | | | | | |
| Protection covers for hoods | | | | | | | | | | | |
|  |  | | | H16B-KDTP | T1010161400-000 | | | | | | |
| Housing protection cover | | | | | | | | | | | |
|  |  | | | H16B-KDBP | T1010162100-000 | | | | | | |


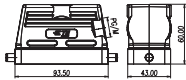

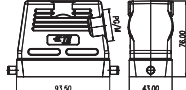

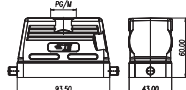

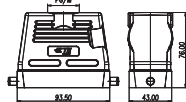

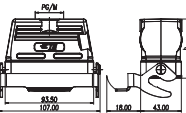

H16B with 2 levers on the hoods/housings

POWDER-COATED, RAL 7037

| Dimensions (mm) | | Metr. | PG | Type | Part Number | | | | | | | | | | | | | | | | | | | | | | | | | |
|---|---|--------------|----|----------|-----------------|------|----|---|--|--|--|--|----|----|----|----|----|------|-----|-----|----|----|----|----|----|---|--|--|--|---|
| Bulkhead mounted | | | | | | | | | | | | | | | | | | | | | | | | | | | | | | |
|  |  | | | H16B-AGS | T1410161000-000 | | | | | | | | | | | | | | | | | | | | | | | | | |
| Surface mounted: Side entry | | | | | | | | | | | | | | | | | | | | | | | | | | | | | | |
|  |  <table border="1" data-bbox="327 862 534 952"> <tr> <td>Construction</td> <td>H</td> </tr> <tr> <td>Low</td> <td>56</td> </tr> <tr> <td>High</td> <td>81</td> </tr> </table> | Construction | H | Low | 56 | High | 81 | Low construction 1 Side entry 2 Side entry High construction 1 Side entry 2 Side entry | M25 M25 M25 M32 M25 M32 | PG21 PG21 PG21 PG29 PG21 PG29 | H16B-SGRS-PG21 H16B-SGRS-M25 H16B-SGRS-2PG21 H16B-SGRS-2M25 H16B-SGRHS-PG21 H16B-SGRHS-PG29 H16B-SGRHS-M25 H16B-SGRHS-M32 H16B-SGRHS-2PG21 H16B-SGRHS-2PG29 H16B-SGRHS-2M25 H16B-SGRHS-2M32 | T1440161121-000 T1440161125-000 T1440161221-000 T1440161225-000 T1470161121-000 T1470161129-000 T1470161125-000 T1470161132-000 T1470161221-000 T1470161229-000 T1470161225-000 T1470161232-000 | | | | | | | | | | | | | | | | | | |
| Construction | H | | | | | | | | | | | | | | | | | | | | | | | | | | | | | |
| Low | 56 | | | | | | | | | | | | | | | | | | | | | | | | | | | | | |
| High | 81 | | | | | | | | | | | | | | | | | | | | | | | | | | | | | |
| Side entry housing with two levers | | | | | | | | | | | | | | | | | | | | | | | | | | | | | | |
|  |  <table border="1" data-bbox="327 1198 534 1288"> <tr> <td>Construction</td> <td>H</td> </tr> <tr> <td>Low</td> <td>60</td> </tr> <tr> <td>High</td> <td>76</td> </tr> </table> | Construction | H | Low | 60 | High | 76 | Low construction M20 M25 High construction M25 M32 | PG16 PG21 PG21 PG29 | H16B-TSBS-PG16 H16B-TSBS-PG21 H16B-TSBS-M20 H16B-TSBS-M25 H16B-TSBHS-PG21 H16B-TSBHS-PG29 H16B-TSBHS-M25 H16B-TSBHS-M32 | T1250163116-000 T1250163121-000 T1250163120-000 T1250163125-000 T1270163121-000 T1270163129-000 T1270163125-000 T1270163132-000 | | | | | | | | | | | | | | | | | | | |
| Construction | H | | | | | | | | | | | | | | | | | | | | | | | | | | | | | |
| Low | 60 | | | | | | | | | | | | | | | | | | | | | | | | | | | | | |
| High | 76 | | | | | | | | | | | | | | | | | | | | | | | | | | | | | |
| Top entry housing with two levers | | | | | | | | | | | | | | | | | | | | | | | | | | | | | | |
|  |  <table border="1" data-bbox="327 1500 534 1590"> <tr> <td>Construction</td> <td>H</td> </tr> <tr> <td>Low</td> <td>60</td> </tr> <tr> <td>High</td> <td>76</td> </tr> </table> | Construction | H | Low | 60 | High | 76 | Low construction M20 M25 High construction M25 M32 | PG16 PG21 PG21 PG29 | H16B-TGBS-PG16 H16B-TGBS-PG21 H16B-TGBS-M20 H16B-TGBS-M25 H16B-TGBHS-PG21 H16B-TGBHS-PG29 H16B-TGBHS-M25 H16B-TGBHS-M32 | T1260163116-000 T1260163121-000 T1260163120-000 T1260163125-000 T1280163121-000 T1280163129-000 T1280163125-000 T1280163132-000 | | | | | | | | | | | | | | | | | | | |
| Construction | H | | | | | | | | | | | | | | | | | | | | | | | | | | | | | |
| Low | 60 | | | | | | | | | | | | | | | | | | | | | | | | | | | | | |
| High | 76 | | | | | | | | | | | | | | | | | | | | | | | | | | | | | |
| Bulkhead mounted with 4 bolts | | | | | | | | | | | | | | | | | | | | | | | | | | | | | | |
|  | With protection cover  <table border="1" data-bbox="311 1937 694 2016"> <tr> <td>Construction</td> <td>A</td> <td>B</td> <td>C</td> <td>D</td> <td>F</td> <td>G</td> <td>H</td> </tr> <tr> <td>Low</td> <td>105</td> <td>117</td> <td>45</td> <td>57</td> <td>20</td> <td>65</td> <td>56</td> </tr> <tr> <td>High</td> <td>105</td> <td>117</td> <td>45</td> <td>57</td> <td>20</td> <td>65</td> <td>81</td> </tr> </table> | Construction | A | B | C | D | F | G | H | Low | 105 | 117 | 45 | 57 | 20 | 65 | 56 | High | 105 | 117 | 45 | 57 | 20 | 65 | 81 | Low construction 1 Side entry 2 Side entry High construction 1 Side entry 2 Side entry | M25 M25 M25 M32 M25 M32 | PG21 PG21 PG21 PG29 PG21 PG29 | H16B-AD-BO H16B-SDR-BO-PG21 H16B-SDR-BO-M25 H16B-SDR-BO-2PG21 H16B-SDR-BO-2M25 H16B-SDRH-BO-PG21 H16B-SDRH-BO-PG29 H16B-SDRH-BO-M25 H16B-SDRH-BO-M32 H16B-SDRH-BO-2PG21 H16B-SDRH-BO-2PG29 H16B-SDRH-BO-2M25 H16B-SDRH-BO-2M32 | T1430160000-000 T1460160121-000 T1460160125-000 T1460160221-000 T1460160225-000 T1490160121-000 T1490160129-000 T1490160125-000 T1490160132-000 T1490160221-000 T1490160229-000 T1490160225-000 T1490160232-000 |
| Construction | A | B | C | D | F | G | H | | | | | | | | | | | | | | | | | | | | | | | |
| Low | 105 | 117 | 45 | 57 | 20 | 65 | 56 | | | | | | | | | | | | | | | | | | | | | | | |
| High | 105 | 117 | 45 | 57 | 20 | 65 | 81 | | | | | | | | | | | | | | | | | | | | | | | |

H16B with 1 lever on the hoods/housings

POWDER-COATED, RAL 7037

| Dimensions (mm) | | Metr. | PG | Type | Part Number | | | | | | |
|---|---|-------------------|--------------|---|---|-------|------|-------------------------------------|----------------------------------|--|---|
| Hood: Side entry | | | | | | | | | | | |
|  | Low construction  | M25 M32 | PG21 PG29 | H16B-TS-RO-PG21 H16B-TS-RO-PG29 H16B-TS-RO-M25 H16B-TS-RO-M32 | T1310160121-000 T1310160129-000 T1310160125-000 T1310160132-000 | | | | | | |
|  | High construction  | M25 M32 M40 | PG21 PG29 | H16B-TSH-RO-PG21 H16B-TSH-RO-PG29 H16B-TSH-RO-M25 H16B-TSH-RO-M32 H16B-TSH-RO-M40 | T1330160121-000 T1330160129-000 T1330160125-000 T1330160132-000 T1330160140-000 | | | | | | |
| Hood: Top entry | | | | | | | | | | | |
|  | Low construction  | M25 M32 | PG21 PG29 | H16B-TG-RO-PG21 H16B-TG-RO-PG29 H16B-TG-RO-M25 H16B-TG-RO-M32 | T1320160121-000 T1320160129-000 T1320160125-000 T1320160132-000 | | | | | | |
|  | High construction  | M25 M32 M40 | PG21 PG29 | H16B-TGH-RO-PG21 H16B-TGH-RO-PG29 H16B-TGH-RO-M25 H16B-TGH-RO-M32 H16B-TGH-RO-M40 | T1340160121-000 T1340160129-000 T1340160125-000 T1340160132-000 T1340160140-000 | | | | | | |
| Cable-to-cable hood | | | | | | | | | | | |
|  |  <table border="1" data-bbox="533 1352 753 1451"> <thead> <tr> <th>Construction</th> <th>H</th> </tr> </thead> <tbody> <tr> <td>Low</td> <td>62.5</td> </tr> <tr> <td>Hight</td> <td>74.5</td> </tr> </tbody> </table> | Construction | H | Low | 62.5 | Hight | 74.5 | M25 M32 M25 M32 M40 | PG21 PG29 PG21 PG29 | H16B-TBF-LB-PG21 H16B-TBF-LB-PG29 H16B-TBF-LB-M25 H16B-TBF-LB-M32 H16B-TBFH-LB-PG21 H16B-TBFH-LB-PG29 H16B-TBFH-LB-M25 H16B-TBFH-LB-M32 H16B-TBFH-LB-M40 | T1730163121-000 T1730163129-000 T1730163125-000 T1730163132-000 T1770163121-000 T1770163129-000 T1770163125-000 T1770163132-000 T1770163140-000 |
| Construction | H | | | | | | | | | | |
| Low | 62.5 | | | | | | | | | | |
| Hight | 74.5 | | | | | | | | | | |
| Protection covers for hoods | | | | | | | | | | | |
|  | | | | H16B-KDTP-LB | T1010161500-000 | | | | | | |



H16B with 1 lever on the hoods/housings

POWDER-COATED, RAL 7037

| Dimensions (mm) | | Metr. | PG | Type | Part Number | | | |
|-----------------------------|---------------------------|------------------|---------------------------|------------------|--|--|--|--|
| Bulkhead mounted | | | | | | | | |
| | | | | H16B-AG-LB | T1500163000-000 | | | |
| | With protection cover | | | H16B-AD-LB | T1510163000-000 | | | |
| Surface mounted: Side entry | | | | | | | | |
| | | Low construction | 1 Side entry | PG16 PG21 | H16B-SGR-LB-PG16 H16B-SGR-LB-PG21 H16B-SGR-LB-M20 H16B-SGR-LB-M25 | T1610163116-000 T1610163121-000 T1610163120-000 T1610163125-000 | | |
| | | | 2 Side entry | PG16 PG21 | H16B-SGR-LB-2PG16 H16B-SGR-LB-2PG21 H16B-SGR-LB-2M20 H16B-SGR-LB-2M25 | T1610163216-000 T1610163221-000 T1610163220-000 T1610163225-000 | | |
| | | | High construction | PG21 PG29 | H16B-SGRH-LB-PG21 H16B-SGRH-LB-PG29 H16B-SGRH-LB-M25 H16B-SGRH-LB-M32 | T1650163121-000 T1650163129-000 T1650163125-000 T1650163132-000 | | |
| | | | 2 Side entry | PG21 PG29 | H16B-SGRH-LB-2PG21 H16B-SGRH-LB-2M25 H16B-SGRH-LB-2M32 | T1650163221-000 T1650163229-000 T1650163225-000 T1650163232-000 | | |
| | | | Construction | | H | | | |
| | | | Low | 56 | | | | |
| | | High | 81 | | | | | |
| | | | With protection cover | Low construction | 1 Side entry | PG16 PG21 | H16B-SDR-LB-PG16 H16B-SDR-LB-PG21 H16B-SDR-LB-M20 H16B-SDR-LB-M25 | T1620163116-000 T1620163121-000 T1620163120-000 T1620163125-000 |
| | | | | | 2 Side entry | PG16 PG21 | H16B-SDR-LB-2PG16 H16B-SDR-LB-2PG21 H16B-SDR-LB-2M20 H16B-SDR-LB-2M25 | T1620163216-000 T1620163221-000 T1620163220-000 T1620163225-000 |
| | | | | | High construction | PG21 PG29 | H16B-SDRH-LB-PG21 H16B-SDRH-LB-PG29 H16B-SDRH-LB-M25 H16B-SDRH-LB-M32 | T1660163121-000 T1660163129-000 T1660163125-000 T1660163132-000 |
| | | | | | 2 Side entry | PG21 PG29 | H16B-SDRH-LB-2PG21 H16B-SDRH-LB-2PG29 H16B-SDRH-LB-2M25 H16B-SDRH-LB-2M32 | T1660163221-000 T1660163229-000 T1660163225-000 T1660163232-000 |
| | | | | | Construction | | H | |
| Low | 56 | | | | | | | |
| High | 81 | | | | | | | |

HIP.16/40, HIP-K.16/40, EMV-K.16/40 housings


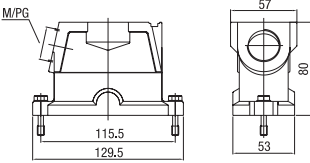

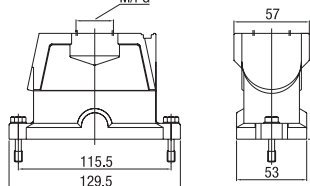

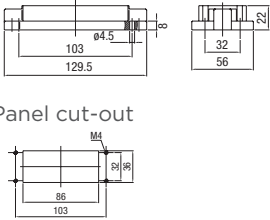

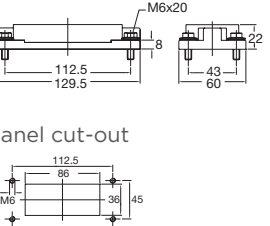
HIP: Pressure-tight, silver-grey

HIP-K: Housings corrosion-resistant, black, according to DIN IEC 68 T2-52 and ASTM B117-09 > 1000h

EMV-K: Protection against electro-magnetic interference, pressure-tight, housings corrosion-resistant, black

Pressure-tight up to 5 bar

IP 68 / IP 69 K

| Description | Metr. | PG | Type | Part Number |
|---|---|-----|----------|--|
| Hood: Side entry | | | | |
|  |  | M32 | 21 29 | HIP HIP.16/40.STS.1.21.G HIP.16/40.STS.1.29.G HIP.16/40.STS.1.M32.G 1-1102649-5 1-1102651-5 0-1106454-2 |
| | | M32 | 29 | HIP-K HIP-K.16/40.STS.1.29.G HIP-K.16/40.STS.1.M32.G 2-1102651-5 0-1106444-2 |
| | | M32 | 29 21 | EMV-K EMV-K.16/40.STS.1.29.G EMV-K.16/40.STS.1.M32.G EMV-K.16/40.STS.1.21.G 4-1102723-5 0-1106446-4 4-1102722-5 |
| Hood: Top entry | | | | |
|  |  | M32 | 21 29 | HIP HIP.16/40.STO.1.21.G HIP.16/40.STO.1.29.G HIP.16/40.STO.1.M32.G 1-1102653-5 1-1102655-5 0-1106454-1 |
| | | M32 | 21 29 | HIP-K HIP-K.16/40.STO.2.21.G HIP-K.16/40.STO.1.29.G HIP-K.16/40.STO.1.M32.G 0-1108534-1 2-1102655-5 0-1106444-1 |
| | | M32 | 29 | EMV-K EMV-K.16/40.STO.1.29.G EMV-K.16/40.STO.1.M32.G 4-1102725-5 0-1106446-3 |
| Surface mounted housing: Bottom entry | | | | |
|  |  | | | HIP HIP.16/40.AG 1-1102656-5 |
| | | | | HIP-K HIP-K.16/40.AG 2-1102656-5 |
| | | | | EMV-K EMV-K.16/40.AG 4-1102728-5 |
|  |  | | | HIP HIP.16/40.AG.M6 1-1102618-5 |
| | | | | HIP-K HIP-K.16/40.AG.M6 2-1102618-5 |
| | | | | EMV-K EMV-K.16/40.AG.M6 4-1102730-5 |

HIP.16/40, HIP-K.16/40, EMV-K.16/40 housings



HIP: Pressure-tight, silver-grey

HIP-K: Housings corrosion-resistant, black, according to DIN IEC 68 T2-52 and ASTM B117-09 > 1000h

EMV-K: Protection against electro-magnetic interference, pressure-tight, housings corrosion-resistant, black

Pressure-tight up to 5 bar

IP 68 / IP 69 K



| Description | Metr. | PG | Type | Part Number |
|---|-------|------------|---------------------------------------|-------------|
| Surface mounted housing: Side entry | | | | |
|  | 2xM32 | 21 2x21 | HIP HIP.16/40.SG.1.21.G | 1-1102616-5 |
| | | | HIP.16/40.SG.2.21.G | 1-1102617-5 |
| | | | HIP.16/40.SG.2.M32.G | 0-1106453-1 |
| | 2xM32 | 21 2x21 | HIP-K HIP-K.16/40.SG.1.21.G | 5-1102616-5 |
| | | | HIP-K.16/40.SG.2.21.G | 2-1102617-5 |
| | | | HIP-K.16/40.SG.2.M32.G | 0-1106443-1 |
| | 2xM32 | 21 2x21 | EMV-K EMV-K.16/40.SG.1.21.Z | 4-1102726-5 |
| | | | EMV-K.16/40.SG.2.21.Z | 4-1102727-5 |
| | | | EMV-K.16/40.SG.2.M32.G | 0-1106445-2 |
| Protective covers for housings | | | | |
|  | | | HIP HIP/EMV.16/40.SKB | 3-1106203-5 |
| | | | HIP-K HIP-K.16/40.SKB | 4-1106203-5 |

HE-024 inserts


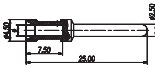

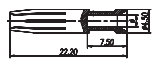
INSERTS FOR H24B HOOD/HOUSING

500V MAX. 16A

24+ ⊕

| Dimension (mm) | Type | Part Number | |
|---|------------|-----------------|-----------------|
| | | Male insert | Female insert |
| Screw terminal | | | |
|  | HE-024-M | T2040242101-000 | |
| | HE-024-F | | T2040242201-000 |
| Spring terminal | | | |
|  | HE-024-MS | T2040243101-000 | |
| | HE-024-FS | | T2040243201-000 |
| Crimp terminal (Order crimp contacts separately) | | | |
|  | HE-024-MC | T2040244101-000 | |
| | HE-024-FC | | T2040244201-000 |
| Spring terminal (Two terminals per contact) | | | |
|  | HE-024-MSS | T2040245101-000 | |
| | HE-024-FSS | | T2040245201-000 |

16A Contact


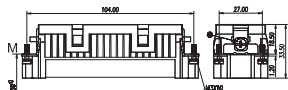

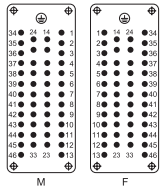
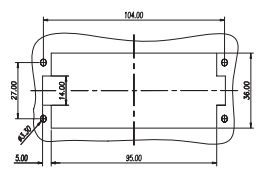
| Tech data Material: copper alloy Contact resistance: $\leq 1\text{m}\Omega$ Terminal: crimp connection CEM/Male  | 16A Male crimp contacts  | Wire gauge | | Strip-ping length mm | Crimp contacts, silver-plated | | Crimp contacts, gold-plated | |
|---|--|-----------------|-------|-------------------------|-------------------------------|-----------------|-----------------------------|-----------------|
| | | mm ² | AWG | | Type | Part Number | Type | Part Number |
| | | 0.14-0.37 | 26-22 | 7.5 | CEM-0.3 | T2030001002-000 | DEM-0.3 | T2030011002-000 |
| | | 0.5 | 20 | 7.5 | CEM-0.5 | T2030001005-000 | DEM-0.5 | T2030011005-000 |
| | | 0.75 | 18 | 7.5 | CEM-0.75 | T2030001008-000 | DEM-0.75 | T2030011008-000 |
| | | 1.0 | 18 | 7.5 | CEM-1.0 | T2030001010-000 | DEM-1.0 | T2030011010-000 |
| | | 1.5 | 16 | 7.5 | CEM-1.5 | T2030001015-000 | DEM-1.5 | T2030011015-000 |
| | | 2.5 | 14 | 7.5 | CEM-2.5 | T2030001025-000 | DEM-2.5 | T2030011025-000 |
| | | 4.0 | 12 | 7.5 | CEM-4.0 | T2030001040-000 | DEM-4.0 | T2030011040-000 |
| CEF/Female  | 16A Female crimp contacts  | 0.14-0.37 | 26-22 | 7.5 | CEF-0.3 | T2030002002-000 | DEF-0.3 | T2030012002-000 |
| | | 0.5 | 20 | 7.5 | CEF-0.5 | T2030002005-000 | DEF-0.5 | T2030012005-000 |
| | | 0.75 | 18 | 7.5 | CEF-0.75 | T2030002008-000 | DEF-0.75 | T2030012008-000 |
| | | 1.0 | 18 | 7.5 | CEF-1.0 | T2030002010-000 | DEF-1.0 | T2030012010-000 |
| | | 1.5 | 16 | 7.5 | CEF-1.5 | T2030002015-000 | DEF-1.5 | T2030012015-000 |
| | | 2.5 | 14 | 7.5 | CEF-2.5 | T2030002025-000 | DEF-2.5 | T2030012025-000 |
| | | 4.0 | 12 | 7.5 | CEF-4.0 | T2030002040-000 | DEF-4.0 | T2030012040-000 |

HEE-046 inserts


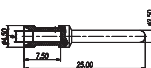

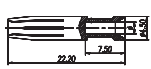
INSERTS FOR H24B HOOD/HOUSING

500V MAX. 16A

46+ 

| Dimensions (mm) | Type | Part Number | |
|--|--|-------------|-----------------|
| | | Male insert | Female insert |
| Crimp terminal (order crimp contacts separately) | | | |
|  |  | HEE-046-M | T2050462101-000 |
| |  | HEE-046-F | T2050462201-000 |
| Contact arrangement view from termination side | Panel cut out for inserts for use without hoods/housings | | |
|  |  | | |

16A Contact


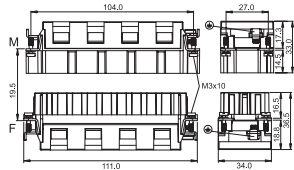

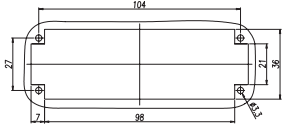
| Tech data | 16A Male crimp contacts | Wire gauge | | Strip-ping length | Crimp contacts, silver-plated | | Crimp contacts, gold-plated | |
|--|---|-----------------|-------|-------------------|-------------------------------|-----------------|-----------------------------|-----------------|
| | | mm ² | AWG | | Type | Part Number | Type | Part Number |
| Material: copper alloy Contact resistance: ≤1mΩ Terminal: crimp connection CEM/Male  |  | 0.14-0.37 | 26-22 | 7.5 | CEM-0.3 | T2030001002-000 | DEM-0.3 | T2030011002-000 |
| | | 0.5 | 20 | 7.5 | CEM-0.5 | T2030001005-000 | DEM-0.5 | T2030011005-000 |
| | | 0.75 | 18 | 7.5 | CEM-0.75 | T2030001008-000 | DEM-0.75 | T2030011008-000 |
| | | 1.0 | 18 | 7.5 | CEM-1.0 | T2030001010-000 | DEM-1.0 | T2030011010-000 |
| | | 1.5 | 16 | 7.5 | CEM-1.5 | T2030001015-000 | DEM-1.5 | T2030011015-000 |
| | | 2.5 | 14 | 7.5 | CEM-2.5 | T2030001025-000 | DEM-2.5 | T2030011025-000 |
| | | 4.0 | 12 | 7.5 | CEM-4.0 | T2030001040-000 | DEM-4.0 | T2030011040-000 |
| CEF/Female  |  | 0.14-0.37 | 26-22 | 7.5 | CEF-0.3 | T2030002002-000 | DEF-0.3 | T2030012002-000 |
| | | 0.5 | 20 | 7.5 | CEF-0.5 | T2030002005-000 | DEF-0.5 | T2030012005-000 |
| | | 0.75 | 18 | 7.5 | CEF-0.75 | T2030002008-000 | DEF-0.75 | T2030012008-000 |
| | | 1.0 | 18 | 7.5 | CEF-1.0 | T2030002010-000 | DEF-1.0 | T2030012010-000 |
| | | 1.5 | 16 | 7.5 | CEF-1.5 | T2030002015-000 | DEF-1.5 | T2030012015-000 |
| | | 2.5 | 14 | 7.5 | CEF-2.5 | T2030002025-000 | DEF-2.5 | T2030012025-000 |
| | | 4.0 | 12 | 7.5 | CEF-4.0 | T2030002040-000 | DEF-4.0 | T2030012040-000 |

HEEE-064 inserts


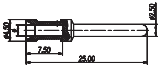

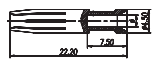
INSERTS FOR H24B HOOD/HOUSING

500V MAX. 16A

64+ Ⓢ

| Dimensions (mm) | Type | Part Number | |
|--|---|-------------|-----------------|
| | | Male insert | Female insert |
| Crimp terminal (order crimp contacts separately) | | | |
|  |  | HEEE-064-M | T2050643101-000 |
| | | HEEE-064-F | T2050643201-000 |
| Contact arrangement view from termination side | Panel cut out for inserts for use without hoods/housings | | |
|  |  | | |

16A Contact


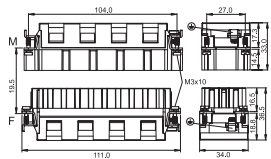

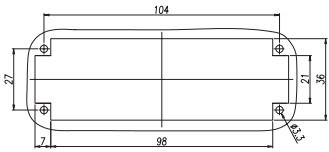
| Tech data | 16A Male crimp contacts | Wire gauge | | Strip-ping length | Crimp contacts, silver-plated | | Crimp contacts, gold-plated | |
|---|---|-----------------|-------|-------------------|-------------------------------|-----------------|-----------------------------|-----------------|
| | | mm ² | AWG | | Type | Part Number | Type | Part Number |
| Material: copper alloy Contact resistance: ≤1mΩ Terminal: crimp connection CEM/Male  |  | 0.14-0.37 | 26-22 | 7.5 | CEM-0.3 | T2030001002-000 | DEM-0.3 | T2030011002-000 |
| | | 0.5 | 20 | 7.5 | CEM-0.5 | T2030001005-000 | DEM-0.5 | T2030011005-000 |
| | | 0.75 | 18 | 7.5 | CEM-0.75 | T2030001008-000 | DEM-0.75 | T2030011008-000 |
| | | 1.0 | 18 | 7.5 | CEM-1.0 | T2030001010-000 | DEM-1.0 | T2030011010-000 |
| | | 1.5 | 16 | 7.5 | CEM-1.5 | T2030001015-000 | DEM-1.5 | T2030011015-000 |
| | | 2.5 | 14 | 7.5 | CEM-2.5 | T2030001025-000 | DEM-2.5 | T2030011025-000 |
| | | 4.0 | 12 | 7.5 | CEM-4.0 | T2030001040-000 | DEM-4.0 | T2030011040-000 |
| CEF/Female  | 16A Female crimp contacts  | 0.14-0.37 | 26-22 | 7.5 | CEF-0.3 | T2030002002-000 | DEF-0.3 | T2030012002-000 |
| | | 0.5 | 20 | 7.5 | CEF-0.5 | T2030002005-000 | DEF-0.5 | T2030012005-000 |
| | | 0.75 | 18 | 7.5 | CEF-0.75 | T2030002008-000 | DEF-0.75 | T2030012008-000 |
| | | 1.0 | 18 | 7.5 | CEF-1.0 | T2030002010-000 | DEF-1.0 | T2030012010-000 |
| | | 1.5 | 16 | 7.5 | CEF-1.5 | T2030002015-000 | DEF-1.5 | T2030012015-000 |
| | | 2.5 | 14 | 7.5 | CEF-2.5 | T2030002025-000 | DEF-2.5 | T2030012025-000 |
| | | 4.0 | 12 | 7.5 | CEF-4.0 | T2030002040-000 | DEF-4.0 | T2030012040-000 |

HEEE-072 inserts


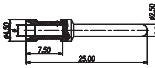

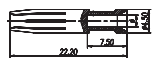
INSERTS FOR H24B HOOD/HOUSING

400V MAX. 16A

72+ 


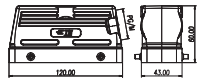

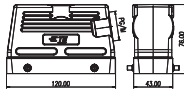

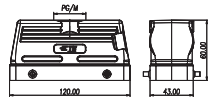

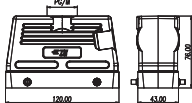

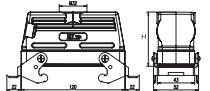

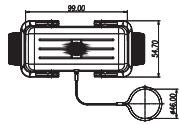

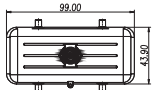
| Dimensions (mm) | | Type | Part Number | |
|--|--|------------|-----------------|-----------------|
| | | | Male insert | Female insert |
| Crimp terminal (order crimp contacts separately) | | | | |
|  |  | HEEE-072-M | T2050722101-000 | |
| | | HEEE-072-F | | T2050722201-000 |
| Contact arrangement view from termination side  | Panel cut out for inserts for use without hoods/housings  | | | |

16A Contact

| Tech data | 16A Male crimp contacts | Wire gauge | | Strip-ping length | Crimp contacts, silver-plated | | Crimp contacts, gold-plated | |
|---|---|-----------------|-------|-------------------|-------------------------------|-----------------|-----------------------------|-----------------|
| | | mm ² | AWG | | Type | Part Number | Type | Part Number |
| Material: copper alloy Contact resistance: ≤1mΩ Terminal: crimp connection CEM/Male  |  | 0.14-0.37 | 26-22 | 7.5 | CEM-0.3 | T2030001002-000 | DEM-0.3 | T2030011002-000 |
| | | 0.5 | 20 | 7.5 | CEM-0.5 | T2030001005-000 | DEM-0.5 | T2030011005-000 |
| | | 0.75 | 18 | 7.5 | CEM-0.75 | T2030001008-000 | DEM-0.75 | T2030011008-000 |
| | | 1.0 | 18 | 7.5 | CEM-1.0 | T2030001010-000 | DEM-1.0 | T2030011010-000 |
| | | 1.5 | 16 | 7.5 | CEM-1.5 | T2030001015-000 | DEM-1.5 | T2030011015-000 |
| | | 2.5 | 14 | 7.5 | CEM-2.5 | T2030001025-000 | DEM-2.5 | T2030011025-000 |
| | | 4.0 | 12 | 7.5 | CEM-4.0 | T2030001040-000 | DEM-4.0 | T2030011040-000 |
| CEF/Female  |  | 0.14-0.37 | 26-22 | 7.5 | CEF-0.3 | T2030002002-000 | DEF-0.3 | T2030012002-000 |
| | | 0.5 | 20 | 7.5 | CEF-0.5 | T2030002005-000 | DEF-0.5 | T2030012005-000 |
| | | 0.75 | 18 | 7.5 | CEF-0.75 | T2030002008-000 | DEF-0.75 | T2030012008-000 |
| | | 1.0 | 18 | 7.5 | CEF-1.0 | T2030002010-000 | DEF-1.0 | T2030012010-000 |
| | | 1.5 | 16 | 7.5 | CEF-1.5 | T2030002015-000 | DEF-1.5 | T2030012015-000 |
| | | 2.5 | 14 | 7.5 | CEF-2.5 | T2030002025-000 | DEF-2.5 | T2030012025-000 |
| | | 4.0 | 12 | 7.5 | CEF-4.0 | T2030002040-000 | DEF-4.0 | T2030012040-000 |


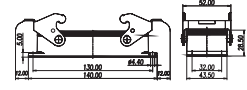

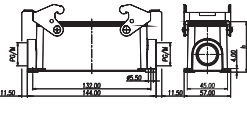

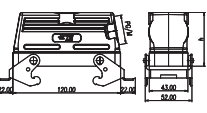

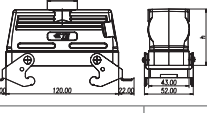

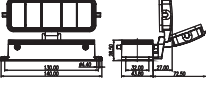

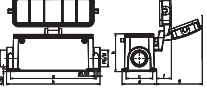
H24B with 2 levers on the hoods/housings

POWDER-COATED, RAL 7037

| Dimensions (mm) | | Metr. | PG | Type | Part Number | | | | | | |
|---|--|-------------------|--------------|--|---|------|------|-------------------------------------|--------------------------|--|--|
| Hood: Side entry | | | | | | | | | | | |
|  | Low construction  | M25 M32 | PG16 PG21 | H24B-TS-PG16 H24B-TS-PG21 H24B-TS-M25 H24B-TS-M32 | T1210240116-000 T1210240121-000 T1210240125-000 T1210240132-000 | | | | | | |
|  | High construction  | M25 M32 M40 | PG21 PG29 | H24B-TSH-PG21 H24B-TSH-PG29 H24B-TSH-M25 H24B-TSH-M32 H24B-TSH-M40 | T1230240121-000 T1230240129-000 T1230240125-000 T1230240132-000 T1230240140-000 | | | | | | |
| Hood: Top entry | | | | | | | | | | | |
|  | Low construction  | M25 M32 | PG16 PG21 | H24B-TG-PG16 H24B-TG-PG21 H24B-TG-M25 H24B-TG-M32 | T1220240116-000 T1220240121-000 T1220240125-000 T1220240132-000 | | | | | | |
|  | High construction  | M25 M32 M40 | PG21 PG29 | H24B-TGH-PG21 H24B-TGH-PG29 H24B-TGH-M25 H24B-TGH-M32 H24B-TGH-M40 | T1240240121-000 T1240240129-000 T1240240125-000 T1240240132-000 T1240240140-000 | | | | | | |
| Cable-to-cable hood | | | | | | | | | | | |
|  |  <table border="1" data-bbox="536 1361 754 1451"> <thead> <tr> <th>Construction</th> <th>H</th> </tr> </thead> <tbody> <tr> <td>Low</td> <td>62.5</td> </tr> <tr> <td>High</td> <td>78.5</td> </tr> </tbody> </table> | Construction | H | Low | 62.5 | High | 78.5 | M25 M32 M25 M32 M40 | PG21 PG21 PG29 | H24B-TBFS-PG21 H24B-TBFS-M25 H24B-TBFS-M32 H24B-TBFHS-PG21 H24B-TBFHS-PG29 H24B-TBFHS-M25 H24B-TBFHS-M32 H24B-TBFHS-M40 | T1710241121-000 T1710241125-000 T1710241132-000 T1750241121-000 T1750241129-000 T1750241125-000 T1750241132-000 T1750241140-000 |
| Construction | H | | | | | | | | | | |
| Low | 62.5 | | | | | | | | | | |
| High | 78.5 | | | | | | | | | | |
| Protection covers for hoods | | | | | | | | | | | |
|  |  | | | H24B-KDTP | T1010241400-000 | | | | | | |
| Housing protection cover | | | | | | | | | | | |
|  |  | | | H24B-KDBP | T1010242100-000 | | | | | | |


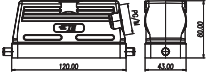

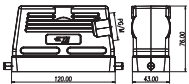

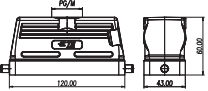

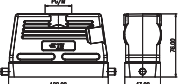

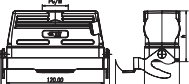

H24B with 2 levers on the hoods/housings

POWDER-COATED, RAL 7037

| Dimensions (mm) | | Metr. | PG | Type | Part Number | | | | | | | | | | | | | | | | | | | | | | | | |
|---|---|---|--|--|--|---|----|---|--|--|--|--|----|----|----|----|----|------|-----|-----|----|----|----|----|----|--|--|--|--|
| Bulkhead mounted | | | | | | | | | | | | | | | | | | | | | | | | | | | | | |
|  |  | | | H24B-AGS | T1410241000-000 | | | | | | | | | | | | | | | | | | | | | | | | |
| Surface mounted: Side entry | | | | | | | | | | | | | | | | | | | | | | | | | | | | | |
|  |  <table border="1" data-bbox="319 851 534 952"> <tr><td>Construction</td><td>H</td></tr> <tr><td>Low</td><td>56</td></tr> <tr><td>High</td><td>81</td></tr> </table> | Construction | H | Low | 56 | High | 81 | Low construction 1 Side entry 2 Side entry High construction 1 Side entry 2 Side entry | M25 M25 M25 M32 M25 M32 | PG21 PG21 PG21 PG29 PG21 PG29 | H24B-SGRS-PG21 H24B-SGRS-M25 H24B-SGRS-2PG21 H24B-SGRS-2M25 H24B-SGRHS-PG21 H24B-SGRHS-PG29 H24B-SGRHS-M25 H24B-SGRHS-M32 H24B-SGRHS-2PG21 H24B-SGRHS-2PG29 H24B-SGRHS-2M25 H24B-SGRHS-2M32 | T1440241121-000 T1440241125-000 T1440241221-000 T1440241225-000 T1470241121-000 T1470241129-000 T1470241125-000 T1470241132-000 T1470241221-000 T1470241229-000 T1470241225-000 T1470241232-000 | | | | | | | | | | | | | | | | | |
| Construction | H | | | | | | | | | | | | | | | | | | | | | | | | | | | | |
| Low | 56 | | | | | | | | | | | | | | | | | | | | | | | | | | | | |
| High | 81 | | | | | | | | | | | | | | | | | | | | | | | | | | | | |
| Side entry housing with two levers | | | | | | | | | | | | | | | | | | | | | | | | | | | | | |
|  |  <table border="1" data-bbox="319 1187 534 1288"> <tr><td>Construction</td><td>H</td></tr> <tr><td>Low</td><td>60</td></tr> <tr><td>High</td><td>76</td></tr> </table> | Construction | H | Low | 60 | High | 76 | Low construction M20 M25 High construction M25 M32 | PG16 PG21 PG21 PG29 | H24B-TSBS-PG16 H24B-TSBS-PG21 H24B-TSBS-M20 H24B-TSBS-M25 H24B-TSBHS-PG21 H24B-TSBHS-PG29 H24B-TSBHS-M25 H24B-TSBHS-M32 | T1250243116-000 T1250243121-000 T1250243120-000 T1250243125-000 T1270243121-000 T1270243129-000 T1270243125-000 T1270243132-000 | | | | | | | | | | | | | | | | | | |
| Construction | H | | | | | | | | | | | | | | | | | | | | | | | | | | | | |
| Low | 60 | | | | | | | | | | | | | | | | | | | | | | | | | | | | |
| High | 76 | | | | | | | | | | | | | | | | | | | | | | | | | | | | |
| Top entry housing with two levers | | | | | | | | | | | | | | | | | | | | | | | | | | | | | |
|  |  <table border="1" data-bbox="319 1467 534 1556"> <tr><td>Construction</td><td>H</td></tr> <tr><td>Low</td><td>60</td></tr> <tr><td>High</td><td>76</td></tr> </table> | Construction | H | Low | 60 | High | 76 | Low construction M20 M25 High construction M25 M32 | PG16 PG21 PG21 PG29 | H24B-TGBS-PG16 H24B-TGBS-PG21 H24B-TGBS-M20 H24B-TGBS-M25 H24B-TGBHS-PG21 H24B-TGBHS-PG29 H24B-TGBHS-M25 H24B-TGBHS-M32 | T1260243116-000 T1260243121-000 T1260243120-000 T1260243125-000 T1280243121-000 T1280243129-000 T1280243125-000 T1280243132-000 | | | | | | | | | | | | | | | | | | |
| Construction | H | | | | | | | | | | | | | | | | | | | | | | | | | | | | |
| Low | 60 | | | | | | | | | | | | | | | | | | | | | | | | | | | | |
| High | 76 | | | | | | | | | | | | | | | | | | | | | | | | | | | | |
| Bulkhead mounted with 4 bolts | | | | | | | | | | | | | | | | | | | | | | | | | | | | | |
|  | With protection cover  | Low construction 1 Side entry 2 Side entry High construction 1 Side entry 2 Side entry | M25 M25 M25 M32 M25 M32 | PG21 PG21 PG21 PG29 PG21 PG29 | H24B-AD-BO H24B-SDR-BO-PG21 H24B-SDR-BO-M25 H24B-SDR-BO-2PG21 H24B-SDR-BO-2M25 H24B-SDRH-BO-PG21 H24B-SDRH-BO-PG29 H24B-SDRH-BO-M25 H24B-SDRH-BO-M32 H24B-SDRH-BO-2PG21 H24B-SDRH-BO-2PG29 H24B-SDRH-BO-2M25 H24B-SDRH-BO-2M32 | T1430240000-000 T1460240121-000 T1460240125-000 T1460240221-000 T1460240225-000 T1490240121-000 T1490240129-000 T1490240125-000 T1490240132-000 T1490240221-000 T1490240229-000 T1490240225-000 T1490240232-000 | | | | | | | | | | | | | | | | | | | | | | | |
|  |  <table border="1" data-bbox="303 1904 686 1982"> <tr><td>Construction</td><td>A</td><td>B</td><td>C</td><td>D</td><td>F</td><td>G</td><td>H</td></tr> <tr><td>Low</td><td>132</td><td>144</td><td>45</td><td>57</td><td>20</td><td>65</td><td>56</td></tr> <tr><td>High</td><td>132</td><td>144</td><td>45</td><td>57</td><td>20</td><td>65</td><td>81</td></tr> </table> | Construction | A | B | C | D | F | G | H | Low | 132 | 144 | 45 | 57 | 20 | 65 | 56 | High | 132 | 144 | 45 | 57 | 20 | 65 | 81 | | | | |
| Construction | A | B | C | D | F | G | H | | | | | | | | | | | | | | | | | | | | | | |
| Low | 132 | 144 | 45 | 57 | 20 | 65 | 56 | | | | | | | | | | | | | | | | | | | | | | |
| High | 132 | 144 | 45 | 57 | 20 | 65 | 81 | | | | | | | | | | | | | | | | | | | | | | |


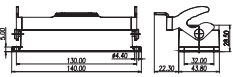

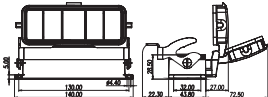

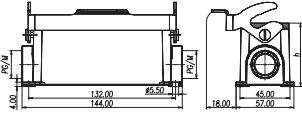

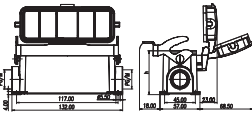
H24B with 1 lever on the hoods/housings

POWDER-COATED, RAL 7037

| Dimensions (mm) | | Metr. | PG | Type | Part Number | | | | | | |
|---|--|-------------------|--------------|---|---|------|------|--|--------------|--|---|
| Hood: Side entry | | | | | | | | | | | |
|  | Low construction  | M25 M32 | PG21 PG29 | H24B-TS-RO-PG21 H24B-TS-RO-PG29 H24B-TS-RO-M25 H24B-TS-RO-M32 | T1310240121-000 T1310240129-000 T1310240125-000 T1310240132-000 | | | | | | |
|  | High construction  | M25 M32 M40 | PG21 PG29 | H24B-TSH-RO-PG21 H24B-TSH-RO-PG29 H24B-TSH-RO-M25 H24B-TSH-RO-M32 H24B-TSH-RO-M40 | T1330240121-000 T1330240129-000 T1330240125-000 T1330240132-000 T1330240140-000 | | | | | | |
| Hood: Top entry | | | | | | | | | | | |
|  | Low construction  | M25 M32 | PG21 PG29 | H24B-TG-RO-PG21 H24B-TG-RO-PG29 H24B-TG-RO-M25 H24B-TG-RO-M32 | T1320240121-000 T1320240129-000 T1320240125-000 T1320240132-000 | | | | | | |
|  | High construction  | M25 M32 M40 | PG21 PG29 | H24B-TGH-RO-PG21 H24B-TGH-RO-PG29 H24B-TGH-RO-M25 H24B-TGH-RO-M32 H24B-TGH-RO-M40 | T1340240121-000 T1340240129-000 T1340240125-000 T1340240132-000 T1340240140-000 | | | | | | |
| Cable-to-cable hood | | | | | | | | | | | |
|  |  <table border="1" data-bbox="533 1337 743 1420"> <thead> <tr> <th>Construction</th> <th>H</th> </tr> </thead> <tbody> <tr> <td>Low</td> <td>62.5</td> </tr> <tr> <td>High</td> <td>78.5</td> </tr> </tbody> </table> | Construction | H | Low | 62.5 | High | 78.5 | Low construction (M25) M25 M32 High construction (M25) M25 M32 M40 | PG21 PG29 | H24B-TBF-LB-PG21 H24B-TBF-LB-PG29 H24B-TBF-LB-M25 H24B-TBF-LB-M32 H24B-TBFH-LB-PG21 H24B-TBFH-LB-PG29 H24B-TBFH-LB-M25 H24B-TBFH-LB-M32 H24B-TBFH-LB-M40 | T1730242121-000 T1730242129-000 T1730242125-000 T1730242132-000 T1770243121-000 T1770243129-000 T1770243125-000 T1770243132-000 T1770243140-000 |
| Construction | H | | | | | | | | | | |
| Low | 62.5 | | | | | | | | | | |
| High | 78.5 | | | | | | | | | | |
| Protection covers for hoods | | | | | | | | | | | |
|  | | | | H24B-KDTP-LB | T1010241500-000 | | | | | | |

H24B with 1 lever on the hoods/housings

POWDER-COATED, RAL 7037

| Dimensions (mm) | Metr. | PG | Type | Part Number | | | | | | |
|---|--|--------------|------------|-----------------|----|-------|----|---|--|--|
| Bulkhead mounted | | | | | | | | | | |
|  |  | | H24B-AG-LB | T1500243000-000 | | | | | | |
|  | With protection cover  | | H24B-AD-LB | T1510243000-000 | | | | | | |
| Surface mounted: Side entry | | | | | | | | | | |
|  |  <table border="1" data-bbox="316 1137 536 1227"> <tr><td>Construction</td><td>H</td></tr> <tr><td>Low</td><td>56</td></tr> <tr><td>Hight</td><td>81</td></tr> </table> | Construction | H | Low | 56 | Hight | 81 | Low construction 1 Side entry 2 Side entry High construction 1 Side entry 2 Side entry | M20 M25 M20 M25 M25 M32 M25 M32 PG16 PG21 PG16 PG21 PG21 PG29 PG21 PG29 PG21 PG29 | H24B-SGR-LB-PG16 H24B-SGR-LB-PG21 H24B-SGR-LB-M20 H24B-SGR-LB-M25 H24B-SGR-LB-2PG16 H24B-SGR-LB-2PG21 H24B-SGR-LB-2M20 H24B-SGR-LB-2M25 H24B-SGRH-LB-PG21 H24B-SGRH-LB-PG29 H24B-SGRH-LB-M25 H24B-SGRH-LB-M32 H24B-SGRH-LB-2PG21 H24B-SGRH-LB-2PG29 H24B-SGRH-LB-2M25 H24B-SGRH-LB-2M32 T1610243116-000 T1610243121-000 T1610243120-000 T1610243125-000 T1610243216-000 T1610243221-000 T1610243220-000 T1610243225-000 T1650243121-000 T1650243129-000 T1650243125-000 T1650243132-000 T1650243221-000 T1650243229-000 T1650243225-000 T1650243232-000 |
| Construction | H | | | | | | | | | |
| Low | 56 | | | | | | | | | |
| Hight | 81 | | | | | | | | | |
|  | With protection cover  <table border="1" data-bbox="316 1585 536 1675"> <tr><td>Construction</td><td>H</td></tr> <tr><td>Low</td><td>56</td></tr> <tr><td>Hight</td><td>81</td></tr> </table> | Construction | H | Low | 56 | Hight | 81 | Low construction 1 Side entry 2 Side entry High construction 1 Side entry 2 Side entry | M20 M25 M20 M25 M25 M32 M25 M32 PG16 PG21 PG16 PG21 PG21 PG29 PG21 PG29 | H24B-SDR-LB-PG16 H24B-SDR-LB-PG21 H24B-SDR-LB-M20 H24B-SDR-LB-M25 H24B-SDR-LB-2PG16 H24B-SDR-LB-2PG21 H24B-SDR-LB-2M20 H24B-SDR-LB-2M25 H24B-SDRH-LB-PG21 H24B-SDRH-LB-PG29 H24B-SDRH-LB-M25 H24B-SDRH-LB-M32 H24B-SDRH-LB-2PG21 H24B-SDRH-LB-2PG29 H24B-SDRH-LB-2M25 H24B-SDRH-LB-2M32 T1620243116-000 T1620243121-000 T1620243120-000 T1620243125-000 T1620243216-000 T1620243221-000 T1620243220-000 T1620243225-000 T1660243121-000 T1660243129-000 T1660243125-000 T1660243132-000 T1660243221-000 T1660243229-000 T1660243225-000 T1660243232-000 |
| Construction | H | | | | | | | | | |
| Low | 56 | | | | | | | | | |
| Hight | 81 | | | | | | | | | |

HIP.24/64, HIP-K.24/64, EMV-K.24/64 housings


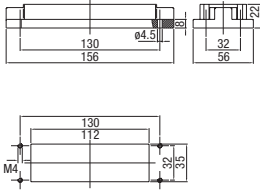

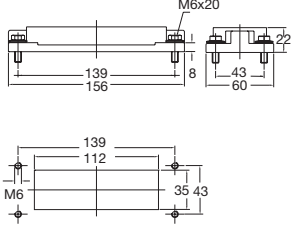

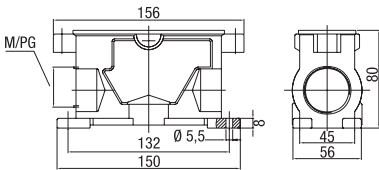

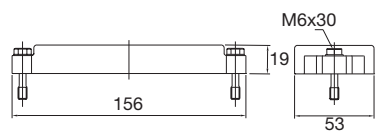
HIP: Pressure-tight, silver-grey

HIP-K: Housings corrosion-resistant, black, according to DIN IEC 68 T2-52 and ASTM B117-09 > 1000h

EMV-K: Protection against electro-magnetic interference, pressure-tight, housings corrosion-resistant, black

Pressure-tight up to 5 bar

IP 68 / IP 69 K

| Description | Metr. | PG | Type | Part Number |
|---|---|-------|---|-------------|
| Surface mounted housing: Bottom entry, Standard construction | | | | |
|  |  | | HIP HIP.24/64.AG | 1-1102665-5 |
| | | | HIP-K HIP-K.24/64.AG | 2-1102665-5 |
| | | | EMV-K EMV-K.24/64.AG | 4-1102760-5 |
|  |  | | HIP HIP.24/64.AG.M6 | 1-1102626-5 |
| | | | HIP-K HIP-K.24/64.AG.M6 | 2-1102626-5 |
| | | | HIP-K HIP-K.24/64.AG.M6.D | 2-1102628-5 |
| | | | HIP-K HIP-K-1.24/64.AG.M6.D | 0-1108533-1 |
| | | | EMV-K EMV-K.24/64.AG.M6 | 4-1102736-5 |
| Surface mounted housing: Side entry, Standard construction | | | | |
|  |  | 2xM40 | HIP HIP.24/64.SG.1.29.G | 1-1102624-5 |
| | | | HIP HIP.24/64.SG.2.29.G | 1-1102625-5 |
| | | | HIP HIP.24/64.SG.2.M40.G | 0-1106472-1 |
| | | 2xM40 | HIP-K HIP-K.24/64.SG.1.29.G | 5-1102624-5 |
| | | | HIP-K HIP-K.24/64.SG.2.29.G | 2-1102625-5 |
| | | | HIP-K HIP-K.24/64.SG.2.M40.G | 0-1106472-2 |
| | | 2xM40 | EMV-K EMV-K.24/64.SG.1.29.G | 4-1102734-5 |
| | | | EMV-K EMV-K.24/64.SG.2.29.G | 4-1102735-5 |
| EMV-K EMV-K.24/64.SG.2.M40.G | 0-1106460-2 | | | |
| Protective cover housings | | | | |
|  |  | | HIP HIP/EMV.24/64.SKB | 3-1106204-5 |
| | | | HIP-K/EMV-K HIP-K/EMV-K.24/64.SKB | 4-1106204-5 |

HIP.24/64, HIP-K.24/64, EMV-K.24/64 housings


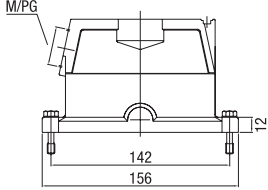

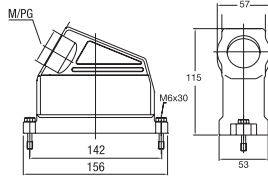

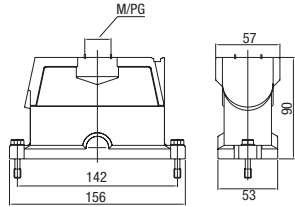
HIP: Pressure-tight, silver-grey

HIP-K: Housings corrosion-resistant, black, according to DIN IEC 68 T2-52 and ASTM B117-09 > 1000h

EMV-K: Protection against electro-magnetic interference, pressure-tight, housings corrosion-resistant, black

Pressure-tight up to 5 bar

IP 68 / IP 69 K

| Description | Metr. | PG | Type | Part Number | |
|---|---|-------------------|---|---|--|
| Hood: Side entry, Standard construction | | | | | |
|  |  | M40 | 21 29 | HIP HIP.24/64.STS.1.21.G HIP.24/64.STS.1.29.G HIP.24/64.STS.1.M40.G | 1-1102658-5 1-1102660-5 0-1106473-2 |
| | | M40 | 29 | HIP-K HIP-K.24/64.STS.1.29.G HIP-K.24/64.STS.1.M40.G | 2-1102660-5 0-1106473-4 |
| | | M25 M32 M40 | 29 | EMV-K EMV-K.24/64.STS.1.29.G EMV-K.24/64.STS.1.M25.G EMV-K.24/64.STS.1.M32.G EMV-K.24/64.STS.1.M40.G | 4-1102755-5 0-1102983-1 0-1106461-8 0-1106461-3 |
|  |  | M40 | 29 36 | HIP HIP-KF.24/64.STS.1.29.G HIP-KF.24/64.STS.1.36.G HIP-KF.24/64.STS.1.M40.G | 1-1102622-5 1-1102623-5 0-1106474-1 |
| | | M40 | 29 36 | HIP-K HIP-KF/K.24/64.STS.1.29.G HIP-KF/K.24/64.STS.1.36.G HIP-KF/K.24/64.STS.1.M40.G | 2-1102622-5 2-1102623-5 0-1106474-2 |
| | | M40 | 29 36 | EMV-K EMV-KF/K.24/64.STS.1.29.G EMV-KF/K.24/64.STS.1.36.G EMV-KF/K.24/64.STS.1.M40.G | 4-1102732-5 4-1102733-5 0-1106462-2 |
| Hood: Top entry, Standard construction | | | | | |
|  |  | M40 | | | |
| | | 2xM32 M40 | 21 29 | HIP HIP.24/64.STO.1.21.G HIP.24/64.STO.1.29.G HIP.24/64.STO.1.M40.G | 1-1102662-5 1-1102664-5 0-1106473-1 |
| | | M40 2xM40 | 29 | HIP-K HIP-K.24/64.STO.1.29.G HIP-K.24/64.STO.2.M32.G HIP-K.24/64.STO.1.M40.G | 2-1102664-5 0-1102792-1 0-1106473-3 |
| | | 29 | EMV-K EMV-K.24/64.STO.1.29.G EMV-K.24/64.STO.1.M40.G | 4-1102759-5 0-1106461-4 | |
| | | 2xM40 | | | |
| | | 2xM40 | | | |


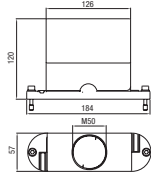

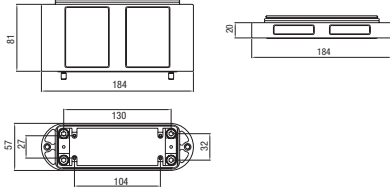

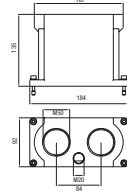

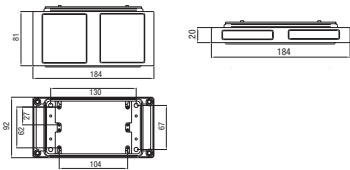
HF-HIP-K 8/HF-EMV-K 8, HF-HIP-K 12/HF-EMV-K 12 housings

HIP: Pressure-tight, silver-grey

HIP-K: Housings corrosion-resistant, black, according to DIN IEC 68 T2-52 and ASTM B117-09 > 1000h

EMV-K: Protection against electro-magnetic interference, pressure-tight, housings corrosion-resistant, black

Screw lock on hood

| Description | Metr. | PG | Type | Part Number |
|---|---|---|--|--|
| Hood | | | | |
|  |  | 1xM50 1xM50 2xM40 2xM40 | HF-HIP-K.8.Sto.1.M50G HF.8.EMV-K.8.Sto.1.M50G HF.HIP-K.8.Sto.2.M40G HF.EMV-K.8.Sto.2.M40G | 0-1102839-4 0-1102839-3 0-1102839-2 0-1102839-1 |
| Housing bottom | | | | |
|  |  | Height 20 mm 20 mm 81 mm 81 mm | HF-HIP-K.8.AG.N HF-EMV-K.8.AG.N HF-HIP-K.8.AG HF-EMV-K.8.AG | 0-1102837-2 0-1102837-1 0-1102836-2 0-1102836-1 |
| Hood | | | | |
|  |  | 2xM40 2xM40 2xM50 2xM50 | HF-HIP-K.12.Sto.2.M40G HF-EMV-K.12.Sto.2.M40G HF-HIP-K.12.Sto.2.M50G HF-EMV-K.12.Sto.2.M50G | 0-1102840-2 0-1102840-1 0-1102840-4 0-1102840-3 |
| Housing bottom | | | | |
|  |  | Height 20 mm 20 mm 81 mm 81 mm | HF-HIP-K.12.AG.N HF-EMV-K.12.AG.N HF-HIP-K.12.AG HF-EMV-K.12.AG | 0-1102838-2 0-1102838-1 0-1102192-2 0-1102192-1 |

HE-032 inserts


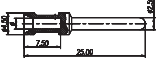

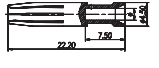
INSERTS FOR H32B HOOD/HOUSING

500V MAX. 16A

32 (2x16)+⊕

| Dimension (mm) | Type | Part Number | |
|--|---------------------------------------|------------------------------------|------------------------------------|
| | | Male insert | Female insert |
| Screw terminal | | | |
| | HE-016-M(1-16) HE-016-M(17-32) | T2040162101-000 T2040322101-000 | |
| | HE-016-F(1-16) HE-016-F(17-32) | | T2040162201-000 T2040322201-000 |
| Spring terminal | | | |
| | HE-016-MS(1-16) HE-016-MS(17-32) | T2040163101-000 T2040323101-000 | |
| | HE-016-FS(1-16) HE-016-FS(17-32) | | T2040163201-000 T2040323201-000 |
| Crimp terminal (Order crimp contacts separately) | | | |
| | HE-016-MC(1-16) HE-016-MC(17-32) | T2040164101-000 T2040324101-000 | |
| | HE-016-FC(1-16) HE-016-FC(17-32) | | T2040164201-000 T2040324201-000 |
| Spring terminal (Two terminals per contact) | | | |
| | HE-016-MSS(1-16) HE-016-MSS(17-32) | T2040165101-000 T2040325101-000 | |
| | HE-016-FSS(1-16) HE-016-FSS(17-32) | | T2040165201-000 T2040325201-000 |

16A Contact


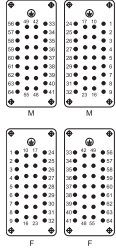
| Tech data | 16A Male crimp contacts | Wire gauge | | Strip-ping length | Crimp contacts, silver-plated | | Crimp contacts, gold-plated | |
|--|---|-----------------|-------|-------------------|-------------------------------|-----------------|-----------------------------|-----------------|
| | | mm ² | AWG | | Type | Part Number | Type | Part Number |
| Material: copper alloy Contact resistance: ≤1mΩ Terminal: crimp connection CEM/Male  |  | 0.14-0.37 | 26-22 | 7.5 | CEM-0.3 | T2030001002-000 | DEM-0.3 | T2030011002-000 |
| | | 0.5 | 20 | 7.5 | CEM-0.5 | T2030001005-000 | DEM-0.5 | T2030011005-000 |
| | | 0.75 | 18 | 7.5 | CEM-0.75 | T2030001008-000 | DEM-0.75 | T2030011008-000 |
| | | 1.0 | 18 | 7.5 | CEM-1.0 | T2030001010-000 | DEM-1.0 | T2030011010-000 |
| | | 1.5 | 16 | 7.5 | CEM-1.5 | T2030001015-000 | DEM-1.5 | T2030011015-000 |
| | | 2.5 | 14 | 7.5 | CEM-2.5 | T2030001025-000 | DEM-2.5 | T2030011025-000 |
| | | 4.0 | 12 | 7.5 | CEM-4.0 | T2030001040-000 | DEM-4.0 | T2030011040-000 |
| CEF/Female  |  | 0.14-0.37 | 26-22 | 7.5 | CEF-0.3 | T2030002002-000 | DEF-0.3 | T2030012002-000 |
| | | 0.5 | 20 | 7.5 | CEF-0.5 | T2030002005-000 | DEF-0.5 | T2030012005-000 |
| | | 0.75 | 18 | 7.5 | CEF-0.75 | T2030002008-000 | DEF-0.75 | T2030012008-000 |
| | | 1.0 | 18 | 7.5 | CEF-1.0 | T2030002010-000 | DEF-1.0 | T2030012010-000 |
| | | 1.5 | 16 | 7.5 | CEF-1.5 | T2030002015-000 | DEF-1.5 | T2030012015-000 |
| | | 2.5 | 14 | 7.5 | CEF-2.5 | T2030002025-000 | DEF-2.5 | T2030012025-000 |
| | | 4.0 | 12 | 7.5 | CEF-4.0 | T2030002040-000 | DEF-4.0 | T2030012040-000 |

HEE-064 inserts





INSERTS FOR H32B HOOD/HOUSING

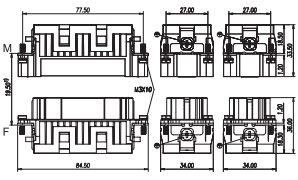
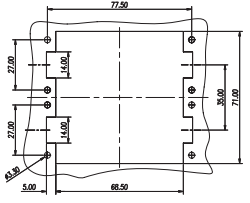
500V MAX. 16A

64 (2x32)+⊕

| Dimensions (mm) | | Type | Part Number | |
|---|---|------------------|-----------------|-----------------|
| | | | Male insert | Female insert |
| Crimp terminal (order crimp contacts separately) | Contact arrangement view from termination side | | | |
|  |  | HEE-032-M(1-32) | T2050322101-000 | |
| | | HEE-032-M(33-64) | T2050642101-000 | |
| | | HEE-032-F(1-32) | | T2050322201-000 |
| | | HEE-032-F(33-64) | | T2050642201-000 |

16A Contact

| Tech data | 16A Male crimp contacts | Wire gauge | | Stripping length | Crimp contacts, silver-plated | | Crimp contacts, gold-plated | |
|---|---|-----------------|-------|------------------|-------------------------------|-----------------|-----------------------------|-----------------|
| | | mm ² | AWG | | Type | Part Number | Type | Part Number |
| Material: copper alloy Contact resistance: ≤1mΩ Terminal: crimp connection CEM/Male  |  | 0.14-0.37 | 26-22 | 7.5 | CEM-0.3 | T2030001002-000 | DEM-0.3 | T2030011002-000 |
| | | 0.5 | 20 | 7.5 | CEM-0.5 | T2030001005-000 | DEM-0.5 | T2030011005-000 |
| | | 0.75 | 18 | 7.5 | CEM-0.75 | T2030001008-000 | DEM-0.75 | T2030011008-000 |
| | | 1.0 | 18 | 7.5 | CEM-1.0 | T2030001010-000 | DEM-1.0 | T2030011010-000 |
| | | 1.5 | 16 | 7.5 | CEM-1.5 | T2030001015-000 | DEM-1.5 | T2030011015-000 |
| | | 2.5 | 14 | 7.5 | CEM-2.5 | T2030001025-000 | DEM-2.5 | T2030011025-000 |
| | | 4.0 | 12 | 7.5 | CEM-4.0 | T2030001040-000 | DEM-4.0 | T2030011040-000 |
| CEF/Female  | 16A Female crimp contacts  | 0.14-0.37 | 26-22 | 7.5 | CEF-0.3 | T2030002002-000 | DEF-0.3 | T2030012002-000 |
| | | 0.5 | 20 | 7.5 | CEF-0.5 | T2030002005-000 | DEF-0.5 | T2030012005-000 |
| | | 0.75 | 18 | 7.5 | CEF-0.75 | T2030002008-000 | DEF-0.75 | T2030012008-000 |
| | | 1.0 | 18 | 7.5 | CEF-1.0 | T2030002010-000 | DEF-1.0 | T2030012010-000 |
| | | 1.5 | 16 | 7.5 | CEF-1.5 | T2030002015-000 | DEF-1.5 | T2030012015-000 |
| | | 2.5 | 14 | 7.5 | CEF-2.5 | T2030002025-000 | DEF-2.5 | T2030012025-000 |
| | | 4.0 | 12 | 7.5 | CEF-4.0 | T2030002040-000 | DEF-4.0 | T2030012040-000 |

| Distance for contact max. 21mm | Panel cut-out for inserts for use without hoods/housings |
|---|---|
| Crimp terminal  |  |


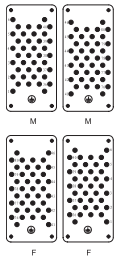


HEEE-080 Inserts


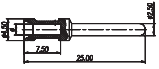

INSERTS FOR H32B HOOD/HOUSING

500V MAX. 16A

80+ (♻)

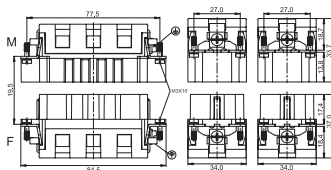
| Dimensions (mm) | | Type | Part Number | |
|---|---|---------------------------------------|------------------------------------|------------------------------------|
| | | | Male insert | Female insert |
| Crimp terminal (order crimp contacts separately) | Contact arrangement view from termination side | | | |
|  |  | HEEE-040-M(1-40) HEEE-040-M(41-80) | T2050402101-000 T2050802101-000 | |
| | | HEEE-040-F(1-40) HEEE-040-F(41-80) | | T2050402201-000 T2050802201-000 |

16A Contact

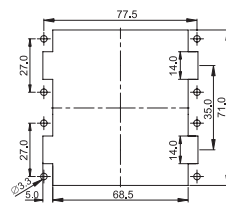
| Tech data Material: copper alloy Contact resistance: $\leq 1m\Omega$ Terminal: crimp connection CEM/Male | 16A Male crimp contacts  | Wire gauge | | Strip-ping length | Crimp contacts, silver-plated | | Crimp contacts, gold-plated | |
|---|--|-----------------|---------|-------------------|-------------------------------|-----------------|-----------------------------|-----------------|
| | | mm ² | AWG | | Type | Part Number | Type | Part Number |
|  CEF/Female | 16A Female crimp contacts  | 0.14-0.37 | 26-22 | 7.5 | CEM-0.3 | T2030001002-000 | DEM-0.3 | T2030011002-000 |
| | | 0.5 | 20 | 7.5 | CEM-0.5 | T2030001005-000 | DEM-0.5 | T2030011005-000 |
| | | 0.75 | 18 | 7.5 | CEM-0.75 | T2030001008-000 | DEM-0.75 | T2030011008-000 |
| | | 1.0 | 18 | 7.5 | CEM-1.0 | T2030001010-000 | DEM-1.0 | T2030011010-000 |
| | | 1.5 | 16 | 7.5 | CEM-1.5 | T2030001015-000 | DEM-1.5 | T2030011015-000 |
| | | 2.5 | 14 | 7.5 | CEM-2.5 | T2030001025-000 | DEM-2.5 | T2030011025-000 |
| | | 4.0 | 12 | 7.5 | CEM-4.0 | T2030001040-000 | DEM-4.0 | T2030011040-000 |
| | | 0.14-0.37 | 26-22 | 7.5 | CEF-0.3 | T2030002002-000 | DEF-0.3 | T2030012002-000 |
| | | 0.5 | 20 | 7.5 | CEF-0.5 | T2030002005-000 | DEF-0.5 | T2030012005-000 |
| | | 0.75 | 18 | 7.5 | CEF-0.75 | T2030002008-000 | DEF-0.75 | T2030012008-000 |
| 1.0 | 18 | 7.5 | CEF-1.0 | T2030002010-000 | DEF-1.0 | T2030012010-000 | | |
| 1.5 | 16 | 7.5 | CEF-1.5 | T2030002015-000 | DEF-1.5 | T2030012015-000 | | |
| 2.5 | 14 | 7.5 | CEF-2.5 | T2030002025-000 | DEF-2.5 | T2030012025-000 | | |
| 4.0 | 12 | 7.5 | CEF-4.0 | T2030002040-000 | DEF-4.0 | T2030012040-000 | | |

Distance for contact max. 21mm

Crimp terminal



Panel cut-out for inserts for use without hoods/housings



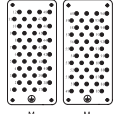


HEEE-096 inserts


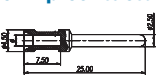

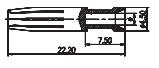
INSERTS FOR H32B HOOD/HOUSING

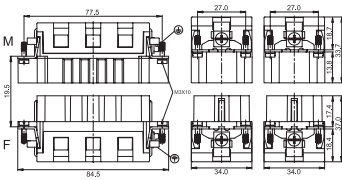
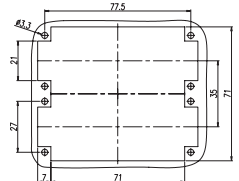
400V MAX. 16A

96+ ⚡

| Dimensions (mm) | | Type | Part Number | |
|---|---|---------------------------------------|------------------------------------|------------------------------------|
| | | | Male insert | Female insert |
| Crimp terminal (order crimp contacts separately) | Contact arrangement view from termination side | | | |
|  |  | HEEE-048-M(1-48) HEEE-048-M(49-96) | T2050482101-000 T2050962101-000 | |
| |  | HEEE-048-F(1-48) HEEE-048-F(49-96) | | T2050482201-000 T2050962201-000 |

16A Contact




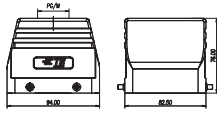

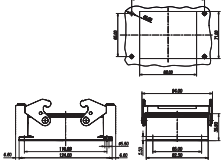

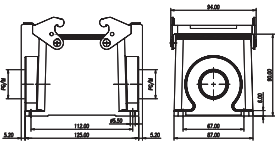

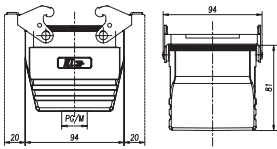

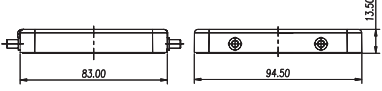
| Tech data | 16A Male crimp contacts | Wire gauge | | Strip-ping length | Crimp contacts, silver-plated | | Crimp contacts, gold-plated | |
|---|--|--|---|-------------------|-------------------------------|-----------------|-----------------------------|-----------------|
| | | mm ² | AWG | | Type | Part Number | Type | Part Number |
| | | Material: copper alloy Contact resistance: ≤1mΩ Terminal: crimp connection CEM/Male  |  | | 0.14-0.37 | 26-22 | 7.5 | CEM-0.3 |
| | | 0.5 | 20 | 7.5 | CEM-0.5 | T2030001005-000 | DEM-0.5 | T2030011005-000 |
| | | 0.75 | 18 | 7.5 | CEM-0.75 | T2030001008-000 | DEM-0.75 | T2030011008-000 |
| | | 1.0 | 18 | 7.5 | CEM-1.0 | T2030001010-000 | DEM-1.0 | T2030011010-000 |
| | | 1.5 | 16 | 7.5 | CEM-1.5 | T2030001015-000 | DEM-1.5 | T2030011015-000 |
| | | 2.5 | 14 | 7.5 | CEM-2.5 | T2030001025-000 | DEM-2.5 | T2030011025-000 |
| | | 4.0 | 12 | 7.5 | CEM-4.0 | T2030001040-000 | DEM-4.0 | T2030011040-000 |
| CEF/Female  | 16A Female crimp contacts  | 0.14-0.37 | 26-22 | 7.5 | CEF-0.3 | T2030002002-000 | DEF-0.3 | T2030012002-000 |
| | | 0.5 | 20 | 7.5 | CEF-0.5 | T2030002005-000 | DEF-0.5 | T2030012005-000 |
| | | 0.75 | 18 | 7.5 | CEF-0.75 | T2030002008-000 | DEF-0.75 | T2030012008-000 |
| | | 1.0 | 18 | 7.5 | CEF-1.0 | T2030002010-000 | DEF-1.0 | T2030012010-000 |
| | | 1.5 | 16 | 7.5 | CEF-1.5 | T2030002015-000 | DEF-1.5 | T2030012015-000 |
| | | 2.5 | 14 | 7.5 | CEF-2.5 | T2030002025-000 | DEF-2.5 | T2030012025-000 |
| | | 4.0 | 12 | 7.5 | CEF-4.0 | T2030002040-000 | DEF-4.0 | T2030012040-000 |

| Distance for contact max. 21mm | Panel cut-out for inserts for use without hoods/housings |
|---|---|
| Crimp terminal  |  |




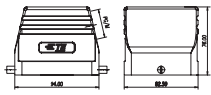

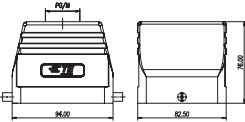

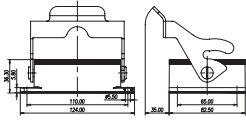

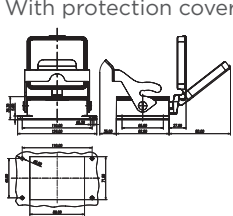

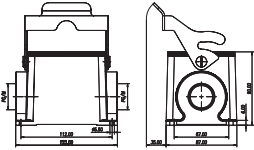

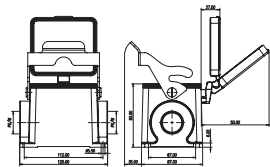
H32B with 2 levers on the hoods/housings

POWDER-COATED, RAL 7037

| Dimensions (mm) | Metr. | PG | Type | Part Number |
|---|---|--------------------------|---|--|
| Hood: Side entry | | | | |
|  |  | M32 M40 | PG29 PG36 H32B-TS-PG29 H32B-TS-PG36 H32B-TS-M32 H32B-TS-M40 | T1210320129-000 T1210320136-000 T1210320132-000 T1210320140-000 |
| Hood: Top entry | | | | |
|  |  | M25 M32 M40 M50 | PG21 PG29 PG36 PG42 H32B-TG-PG21 H32B-TG-PG29 H32B-TG-PG36 H32B-TG-PG42 H32B-TG-M25 H32B-TG-M32 H32B-TG-M40 H32B-TG-M50 | T1220320121-000 T1220320129-000 T1220320136-000 T1220320142-000 T1220320125-000 T1220320132-000 T1220320140-000 T1220320150-000 |
| Bulkhead mounted | | | | |
|  |  | | H32B-AG | T1410322000-000 |
| Surface mounted: Side entry | | | | |
|  |  | M32 M40 M50 M63 | PG29 PG36 PG42 H32B-SGR-PG29 H32B-SGR-PG36 H32B-SGR-PG42 H32B-SGR-M32 H32B-SGR-M40 H32B-SGR-M50 H32B-SGR-M63 PG29 PG36 PG42 H32B-SGR-2PG29 H32B-SGR-2PG36 H32B-SGR-2PG42 H32B-SGR-2M32 H32B-SGR-2M40 H32B-SGR-2M50 H32B-SGR-2M63 | T1440322129-000 T1440322136-000 T1440322142-000 T1440322132-000 T1440322140-000 T1440322150-000 T1440322163-000 T1440322229-000 T1440322236-000 T1440322242-000 T1440322232-000 T1440322240-000 T1440322250-000 T1440322263-000 |
| Cable-to-cable hood | | | | |
|  |  | M32 M40 M50 M63 | PG29 PG36 PG42 H32B-TBF-PG29 H32B-TBF-PG36 H32B-TBF-PG42 H32B-TBF-M32 H32B-TBF-M40 H32B-TBF-M50 H32B-TBF-M63 | T1710322129-000 T1710322136-000 T1710322142-000 T1710322132-000 T1710322140-000 T1710322150-000 T1710322163-000 |
| Protection covers for hoods | | | | |
|  |  | | H32B-KDB | T1000321220-000 |

H32B with 1 lever on the hoods/housings

POWDER-COATED, RAL 7037

| Dimensions (mm) | Metr. | PG | Type | Part Number |
|---|--|--|--|--|
| Hood: Side entry | | | | |
|  |  | M32 M40 | PG29 PG36 H32B-TS-RO-PG29 H32B-TS-RO-PG36 H32B-TS-RO-M32 H32B-TS-RO-M40 | T1310320129-000 T1310320136-000 T1310320132-000 T1310320140-000 |
| Hood: Top entry | | | | |
|  |  | M25 M32 M40 M50 | PG21 PG29 PG36 PG42 H32B-TG-RO-PG21 H32B-TG-RO-PG29 H32B-TG-RO-PG36 H32B-TG-RO-PG42 H32B-TG-RO-M25 H32B-TG-RO-M32 H32B-TG-RO-M40 H32B-TG-RO-M50 | T1320320121-000 T1320320129-000 T1320320136-000 T1320320142-000 T1320320125-000 T1320320132-000 T1320320140-000 T1320320150-000 |
| Bulkhead mounted | | | | |
|  |  | | H32B-AG-LB | T1500322000-000 |
|  | With protection cover  | | H32B-AD-LB | T1510322000-000 |
| Surface mounted: Side entry | | | | |
|  |  | 1 Side entry M32 M40 2 Side entry M32 M40 | PG29 H32B-SGR-LB-PG29 H32B-SGR-LB-M32 H32B-SGR-LB-M40 PG29 H32B-SGR-LB-2PG29 H32B-SGR-LB-2M32 H32B-SGR-LB-2M40 | T1610322129-000 T1610322132-000 T1610322140-000 T1610322229-000 T1610322232-000 T1610322240-000 |
|  | With protection cover  | 1 Side entry M32 M40 2 Side entry M32 M40 | PG29 H32B-SDR-LB-PG29 H32B-SDR-LB-M32 H32B-SDR-LB-M40 PG29 H32B-SDR-LB-2PG29 H32B-SDR-LB-2M32 H32B-SDR-LB-2M40 | T1620320129-000 T1620320132-000 T1620320140-000 T1620320229-000 T1620320232-000 T1620320240-000 |

HE-048 inserts

INSERTS FOR H48B HOOD/HOUSING

500V MAX. 16A

48 (2x24)+ Ⓢ

| Dimension (mm) | Type | Part Number | |
|--|-------------------|-----------------|-----------------|
| | | Male insert | Female insert |
| Screw terminal | | | |
| | HE-024-M(1-24) | T2040242101-000 | |
| | HE-024-M(25-48) | T2040482101-000 | |
| | HE-024-F(1-24) | | T2040242201-000 |
| | HE-024-F(25-18) | | T2040482201-000 |
| Spring terminal | | | |
| | HE-024-MS(1-24) | T2040243101-000 | |
| | HE-024-MS(25-48) | T2040483101-000 | |
| | HE-024-FS(1-24) | | T2040243201-000 |
| | HE-024-FS(25-48) | | T2040483201-000 |
| Crimp terminal (Order crimp contacts separately) | | | |
| | HE-024-MC(1-24) | T2040244101-000 | |
| | HE-024-MC(25-48) | T2040484101-000 | |
| | HE-024-FC(1-24) | | T2040244201-000 |
| | HE-024-FC(25-48) | | T2040484201-000 |
| Spring terminal (Two terminals per contact) | | | |
| | HE-024-MSS(1-24) | T2040245101-000 | |
| | HE-024-MSS(25-48) | T2040485101-000 | |
| | HE-024-FSS(1-24) | | T2040245201-000 |
| | HE-024-FSS(25-48) | | T2040485201-000 |

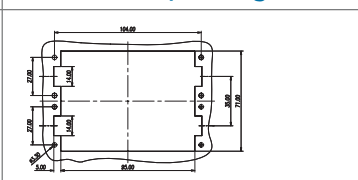
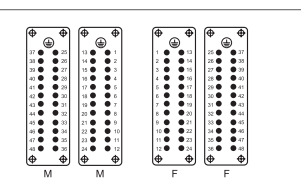
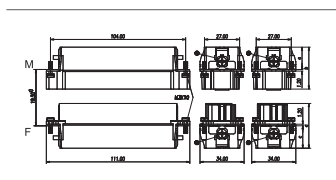
16A Contact

| Tech data Material: copper alloy Contact resistance: $\leq 1m\Omega$ Terminal: crimp connection CEM/Male | 16A Male crimp contacts | Wire gauge | | Stripping length | Crimp contacts, silver-plated | | Crimp contacts, gold-plated | |
|---|-----------------------------|-----------------|-------------------------------|------------------|-------------------------------|-----------------|-----------------------------|-----------------|
| | | mm ² | AWG | | mm | Type | Part Number | Type |
| | | 0.14-0.37 | 26-22 | 7.5 | CEM-0.3 | T2030001002-000 | DEM-0.3 | T2030011002-000 |
| | | 0.5 | 20 | 7.5 | CEM-0.5 | T2030001005-000 | DEM-0.5 | T2030011005-000 |
| | | 0.75 | 18 | 7.5 | CEM-0.75 | T2030001008-000 | DEM-0.75 | T2030011008-000 |
| | | 1.0 | 18 | 7.5 | CEM-1.0 | T2030001010-000 | DEM-1.0 | T2030011010-000 |
| | | 1.5 | 16 | 7.5 | CEM-1.5 | T2030001015-000 | DEM-1.5 | T2030011015-000 |
| | | 2.5 | 14 | 7.5 | CEM-2.5 | T2030001025-000 | DEM-2.5 | T2030011025-000 |
| | | 4.0 | 12 | 7.5 | CEM-4.0 | T2030001040-000 | DEM-4.0 | T2030011040-000 |
| | | CEF/Female | 16A Female crimp contacts | 0.14-0.37 | 26-22 | 7.5 | CEF-0.3 | T2030002002-000 |
| 0.5 | 20 | | | 7.5 | CEF-0.5 | T2030002005-000 | DEF-0.5 | T2030012005-000 |
| 0.75 | 18 | | | 7.5 | CEF-0.75 | T2030002008-000 | DEF-0.75 | T2030012008-000 |
| 1.0 | 18 | | | 7.5 | CEF-1.0 | T2030002010-000 | DEF-1.0 | T2030012010-000 |
| 1.5 | 16 | | | 7.5 | CEF-1.5 | T2030002015-000 | DEF-1.5 | T2030012015-000 |
| 2.5 | 14 | | | 7.5 | CEF-2.5 | T2030002025-000 | DEF-2.5 | T2030012025-000 |
| 4.0 | 12 | | | 7.5 | CEF-4.0 | T2030002040-000 | DEF-4.0 | T2030012040-000 |

Distance for contact max. 21mm

Contact arrangement view from termination side

Panel cut-out for inserts for use without hoods/housings





HEE-092 inserts

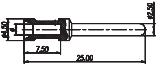

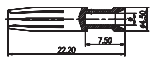
INSERTS FOR H48B HOOD/HOUSING

500V MAX. 16A

92 (2x46)+ \oplus

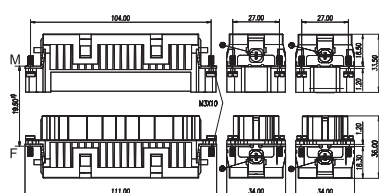
| Dimensions (mm) | | Type | Part Number | |
|---|---|-------------------------------------|------------------------------------|------------------------------------|
| | | | Male insert | Female insert |
| Crimp terminal (order crimp contacts separately) | Contact arrangement view from termination side | | | |
|  |  | HEE-046-M(1-46) HEE-046-M(47-92) | T2050462101-000 T2050922101-000 | |
| | | HEE-046-F(1-46) HEE-046-F(47-92) | | T2050462201-000 T2050922201-000 |

16A Contact

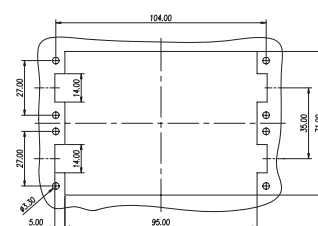
| Tech data Material: copper alloy Contact resistance: $\leq 1\text{m}\Omega$ Terminal: crimp connection CEM/Male | 16A Male crimp contacts  | Wire gauge | | Strip- ping length | Crimp contacts, silver-plated | | Crimp contacts, gold-plated | |
|--|---|-----------------|-------|--------------------------|-------------------------------|-----------------|-----------------------------|-----------------|
| | | mm ² | AWG | | Type | Part Number | Type | Part Number |
|  | | 0.14-0.37 | 26-22 | 7.5 | CEM-0.3 | T2030001002-000 | DEM-0.3 | T2030011002-000 |
| | | 0.5 | 20 | 7.5 | CEM-0.5 | T2030001005-000 | DEM-0.5 | T2030011005-000 |
| | | 0.75 | 18 | 7.5 | CEM-0.75 | T2030001008-000 | DEM-0.75 | T2030011008-000 |
| | | 1.0 | 18 | 7.5 | CEM-1.0 | T2030001010-000 | DEM-1.0 | T2030011010-000 |
| | | 1.5 | 16 | 7.5 | CEM-1.5 | T2030001015-000 | DEM-1.5 | T2030011015-000 |
| | | 2.5 | 14 | 7.5 | CEM-2.5 | T2030001025-000 | DEM-2.5 | T2030011025-000 |
| | | 4.0 | 12 | 7.5 | CEM-4.0 | T2030001040-000 | DEM-4.0 | T2030011040-000 |
| CEF/Female | 16A Female crimp contacts  | 0.14-0.37 | 26-22 | 7.5 | CEF-0.3 | T2030002002-000 | DEF-0.3 | T2030012002-000 |
| | | 0.5 | 20 | 7.5 | CEF-0.5 | T2030002005-000 | DEF-0.5 | T2030012005-000 |
| | | 0.75 | 18 | 7.5 | CEF-0.75 | T2030002008-000 | DEF-0.75 | T2030012008-000 |
| | | 1.0 | 18 | 7.5 | CEF-1.0 | T2030002010-000 | DEF-1.0 | T2030012010-000 |
| | | 1.5 | 16 | 7.5 | CEF-1.5 | T2030002015-000 | DEF-1.5 | T2030012015-000 |
| | | 2.5 | 14 | 7.5 | CEF-2.5 | T2030002025-000 | DEF-2.5 | T2030012025-000 |
| | | 4.0 | 12 | 7.5 | CEF-4.0 | T2030002040-000 | DEF-4.0 | T2030012040-000 |

Distance for contact max. 21mm

Crimp terminal



Panel cut-out for inserts for use without hoods/housings




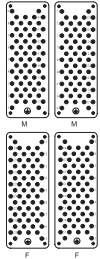
All specifications subject to change. Consult TE Connectivity for latest design specifications.
Contact TE for assistance with any part number configuration.

HEEE-128 inserts

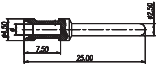


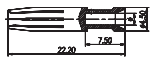
INSERTS FOR H48B HOOD/HOUSING

500V MAX. 16A

128+ ⊕

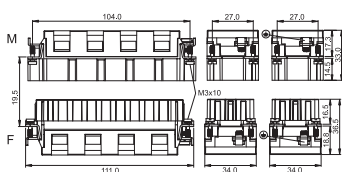
| Dimensions (mm) | | Type | Part Number | |
|---|---|--|------------------------------------|------------------------------------|
| | | | Male insert | Female insert |
| Crimp terminal (order crimp contacts separately) | Contact arrangement view from termination side | | | |
|  |  | HEEE-064-M(1-64) HEEE-128-M(65-128) | T2050643101-000 T2051283101-000 | |
| | | HEEE-064-F(1-64) HEEE-128-F(65-128) | | T2050643201-000 T2051283201-000 |

16A Contact

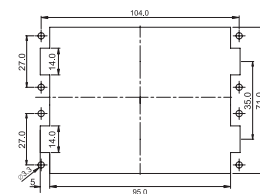
| Tech data Material: copper alloy Contact resistance: $\leq 1\text{m}\Omega$ Terminal: crimp connection CEM/Male | 16A Male crimp contacts  | Wire gauge | | Strip- ping length | Crimp contacts, silver-plated | | Crimp contacts, gold-plated | | | |
|--|---|--|---|--------------------------|-------------------------------|-----------------|-----------------------------|-----------------|----------|-----------------|
| | | mm ² | AWG | | Type | Part Number | Type | Part Number | | |
|  | | 0.14-0.37 | 26-22 | 7.5 | CEM-0.3 | T2030001002-000 | DEM-0.3 | T2030011002-000 | | |
| | | 0.5 | 20 | 7.5 | CEM-0.5 | T2030001005-000 | DEM-0.5 | T2030011005-000 | | |
| | | 0.75 | 18 | 7.5 | CEM-0.75 | T2030001008-000 | DEM-0.75 | T2030011008-000 | | |
| | | 1.0 | 18 | 7.5 | CEM-1.0 | T2030001010-000 | DEM-1.0 | T2030011010-000 | | |
| | | 1.5 | 16 | 7.5 | CEM-1.5 | T2030001015-000 | DEM-1.5 | T2030011015-000 | | |
| | | 2.5 | 14 | 7.5 | CEM-2.5 | T2030001025-000 | DEM-2.5 | T2030011025-000 | | |
| | | 4.0 | 12 | 7.5 | CEM-4.0 | T2030001040-000 | DEM-4.0 | T2030011040-000 | | |
| | | CEF/Female  | 16A Female crimp contacts  | 0.14-0.37 | 26-22 | 7.5 | CEF-0.3 | T2030002002-000 | DEF-0.3 | T2030012002-000 |
| | | | | 0.5 | 20 | 7.5 | CEF-0.5 | T2030002005-000 | DEF-0.5 | T2030012005-000 |
| | | | | 0.75 | 18 | 7.5 | CEF-0.75 | T2030002008-000 | DEF-0.75 | T2030012008-000 |
| 1.0 | 18 | | | 7.5 | CEF-1.0 | T2030002010-000 | DEF-1.0 | T2030012010-000 | | |
| 1.5 | 16 | | | 7.5 | CEF-1.5 | T2030002015-000 | DEF-1.5 | T2030012015-000 | | |
| 2.5 | 14 | | | 7.5 | CEF-2.5 | T2030002025-000 | DEF-2.5 | T2030012025-000 | | |
| 4.0 | 12 | | | 7.5 | CEF-4.0 | T2030002040-000 | DEF-4.0 | T2030012040-000 | | |

Distance for contact max. 21mm

Crimp terminal



Panel cut-out for inserts for use without hoods/housings


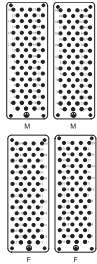


HEEE-144 inserts

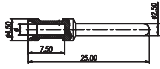


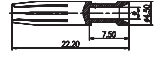
INSERTS FOR H48B HOOD/HOUSING

400V MAX. 16A

144+⊕

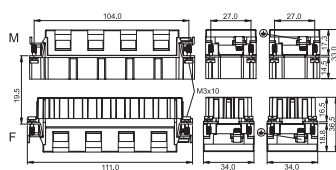
| Dimensions (mm) | | Type | Part Number | |
|---|---|--|------------------------------------|------------------------------------|
| | | | Male insert | Female insert |
| Crimp terminal (order crimp contacts separately) | Contact arrangement view from termination side | | | |
|  |  | HEEE-072-M(1-72) HEEE-144-M(73-144) | T2050722101-000 T2051442101-000 | |
| | | HEEE-072-F(1-72) HEEE-144-F(73-144) | | T2050722201-000 T2051442201-000 |

16A Contact

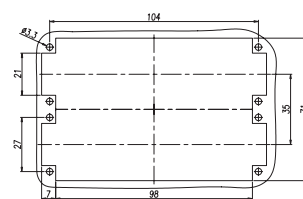
| Tech data Material: copper alloy Contact resistance: ≤1mΩ Terminal: crimp connection CEM/Male | 16A Male crimp contacts  | Wire gauge | | Strip-ping length | Crimp contacts, silver-plated | | Crimp contacts, gold-plated | | | |
|--|--|---|--|-------------------|-------------------------------|-----------------|-----------------------------|-----------------|----------|-----------------|
| | | mm ² | AWG | | Type | Part Number | Type | Part Number | | |
|  | | 0.14-0.37 | 26-22 | 7.5 | CEM-0.3 | T2030001002-000 | DEM-0.3 | T2030011002-000 | | |
| | | 0.5 | 20 | 7.5 | CEM-0.5 | T2030001005-000 | DEM-0.5 | T2030011005-000 | | |
| | | 0.75 | 18 | 7.5 | CEM-0.75 | T2030001008-000 | DEM-0.75 | T2030011008-000 | | |
| | | 1.0 | 18 | 7.5 | CEM-1.0 | T2030001010-000 | DEM-1.0 | T2030011010-000 | | |
| | | 1.5 | 16 | 7.5 | CEM-1.5 | T2030001015-000 | DEM-1.5 | T2030011015-000 | | |
| | | 2.5 | 14 | 7.5 | CEM-2.5 | T2030001025-000 | DEM-2.5 | T2030011025-000 | | |
| | | 4.0 | 12 | 7.5 | CEM-4.0 | T2030001040-000 | DEM-4.0 | T2030011040-000 | | |
| | | CEF/Female  | 16A Female crimp contacts  | 0.14-0.37 | 26-22 | 7.5 | CEF-0.3 | T2030002002-000 | DEF-0.3 | T2030012002-000 |
| | | | | 0.5 | 20 | 7.5 | CEF-0.5 | T2030002005-000 | DEF-0.5 | T2030012005-000 |
| | | | | 0.75 | 18 | 7.5 | CEF-0.75 | T2030002008-000 | DEF-0.75 | T2030012008-000 |
| 1.0 | 18 | | | 7.5 | CEF-1.0 | T2030002010-000 | DEF-1.0 | T2030012010-000 | | |
| 1.5 | 16 | | | 7.5 | CEF-1.5 | T2030002015-000 | DEF-1.5 | T2030012015-000 | | |
| 2.5 | 14 | | | 7.5 | CEF-2.5 | T2030002025-000 | DEF-2.5 | T2030012025-000 | | |
| 4.0 | 12 | | | 7.5 | CEF-4.0 | T2030002040-000 | DEF-4.0 | T2030012040-000 | | |

Distance for contact max. 21mm

Crimp terminal


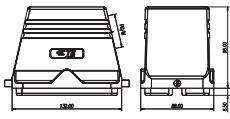

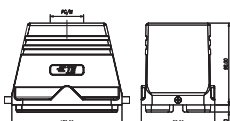

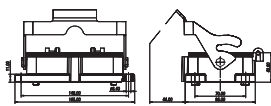

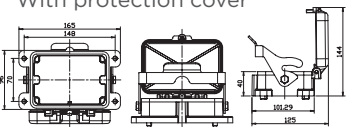

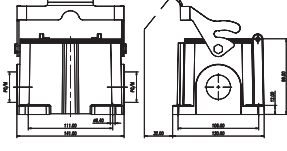

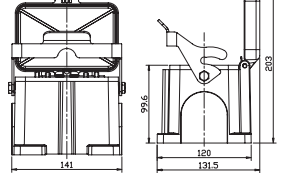


Panel cut-out for inserts for use without hoods/housings




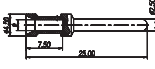

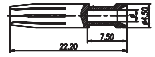
H48B hoods/housings

POWDER-COATED, RAL 7037





| Dimensions (mm) | Metr. | PG | Type | Part Number |
|---|--|--|--|--|
| Hood: Side entry | | | | |
|  |  | M32 M40 M50 M63 | PG29 PG36 PG42 H48B-TS-PG29 H48B-TS-PG36 H48B-TS-PG42 H48B-TS-M32 H48B-TS-M40 H48B-TS-M50 H48B-TS-M63 | T1310480129-000 T1310480136-000 T1310480142-000 T1310480132-000 T1310480140-000 T1310480150-000 T1310480163-000 |
| Hood: Top entry | | | | |
|  |  | M32 M40 M50 M63 | PG29 PG36 PG42 H48B-TG-PG29 H48B-TG-PG36 H48B-TG-PG42 H48B-TG-M32 H48B-TG-M40 H48B-TG-M50 H48B-TG-M63 | T1320480129-000 T1320480136-000 T1320480142-000 T1320480132-000 T1320480140-000 T1320480150-000 T1320480163-000 |
| Bulkhead mounted | | | | |
|  |  | | H48B-AG | T1500482000-000 |
|  | With protection cover  | | H48B-AD-LB | T1510482000-000 |
| Surface mounted: Side entry | | | | |
|  |  | 1 Side entry M32 M40 M50 2 Side entry M32 M40 M50 | PG29 PG36 PG42 H48B-SGR-PG29 H48B-SGR-PG36 H48B-SGR-PG42 H48B-SGR-M32 H48B-SGR-M40 H48B-SGR-M50 PG29 PG36 PG42 H48B-SGR-2PG29 H48B-SGR-2PG36 H48B-SGR-2PG42 H48B-SGR-2M32 H48B-SGR-2M40 H48B-SGR-2M50 | T1610482129-000 T1610482136-000 T1610482142-000 T1610482132-000 T1610482140-000 T1610482150-000 T1610482229-000 T1610482236-000 T1610482242-000 T1610482232-000 T1610482240-000 T1610482250-000 |
| Surface mounted with cover | | | | |
|  |  | 1 Side entry M32 M40 M50 2 Side entry M32 M40 M50 | PG29 PG36 PG42 H48B-SDR-PG29 H48B-SDR-PG36 H48B-SDR-PG42 H48B-SDR-M32 H48B-SDR-M40 H48B-SDR-M50 PG29 PG36 PG42 H48B-SDR-2PG29 H48B-SDR-2PG36 H48B-SDR-2PG42 H48B-SDR-2M32 H48B-SDR-2M40 H48B-SDR-2M50 | T1620480129-000 T1620480136-000 T1620480142-000 T1620480132-000 T1620480140-000 T1620480150-000 T1620480229-000 T1620480236-000 T1620480242-000 T1620480232-000 T1620480240-000 T1620480250-000 |

Crimp contacts HE/HA series

16A Contact

| Tech data Material: copper alloy Contact resistance: $\leq 1\text{m}\Omega$ Terminal: crimp connection CEM/Male  | 16A Male crimp contacts  | Wire gauge | | Strip- ping length mm | Crimp contacts, silver-plated | | Crimp contacts, gold-plated | |
|---|---|---|---|--------------------------------|-------------------------------|-----------------|-----------------------------|-----------------|
| | | mm ² | AWG | | Type | Part Number | Type | Part Number |
| | | 0.14-0.37 | 26-22 | 7.5 | CEM-0.3 | T2030001002-000 | DEM-0.3 | T2030011002-000 |
| | | 0.5 | 20 | 7.5 | CEM-0.5 | T2030001005-000 | DEM-0.5 | T2030011005-000 |
| | | 0.75 | 18 | 7.5 | CEM-0.75 | T2030001008-000 | DEM-0.75 | T2030011008-000 |
| | | 1.0 | 18 | 7.5 | CEM-1.0 | T2030001010-000 | DEM-1.0 | T2030011010-000 |
| | | 1.5 | 16 | 7.5 | CEM-1.5 | T2030001015-000 | DEM-1.5 | T2030011015-000 |
| | | 2.5 | 14 | 7.5 | CEM-2.5 | T2030001025-000 | DEM-2.5 | T2030011025-000 |
| | | 4.0 | 12 | 7.5 | CEM-4.0 | T2030001040-000 | DEM-4.0 | T2030011040-000 |
| | | CEF/Female  | 16A Female crimp contacts  | 0.14-0.37 | 26-22 | 7.5 | CEF-0.3 | T2030002002-000 |
| 0.5 | 20 | | | 7.5 | CEF-0.5 | T2030002005-000 | DEF-0.5 | T2030012005-000 |
| 0.75 | 18 | | | 7.5 | CEF-0.75 | T2030002008-000 | DEF-0.75 | T2030012008-000 |
| 1.0 | 18 | | | 7.5 | CEF-1.0 | T2030002010-000 | DEF-1.0 | T2030012010-000 |
| 1.5 | 16 | | | 7.5 | CEF-1.5 | T2030002015-000 | DEF-1.5 | T2030012015-000 |
| 2.5 | 14 | | | 7.5 | CEF-2.5 | T2030002025-000 | DEF-2.5 | T2030012025-000 |
| 4.0 | 12 | | | 7.5 | CEF-4.0 | T2030002040-000 | DEF-4.0 | T2030012040-000 |

Crimping tools HE/HA series

| Description | | Type | Part Number |
|--|---|-----------------|-----------------|
| Crimp tool Wire range: 0.5-4.0mm ² Suitable for CDM/CDF and CEM/CEF contacts |  | CRIMPBOX-0.5/4 | T3100000001-000 |
| Crimp tool Wire range: 0.14-4.0mm ² Suitable for CDM/CDF and CEM/CEF contacts with locator and die |  | RSZ.HE-HN.D-HVT | 1-1105851-8 |
| Removal tools Used for CEM/CEF contact series |  | REMOV-HEE | T3100000002-000 |
| M3 screw driver Used for HA/HE inserts |  | SCREWD-M3 | T3100000009-000 |

HVE technical characteristics

Specifications DIN EN 60 664-1
 DIN EN 61 984
 Number of contacts 3+PE+2,6+PE+2,10+PE+2

INSERTS

Working current 16A max
 (See current carrying capacity)
 Working voltage830V
 Test voltage urms8KV
 Pollution degree 3
 Insulation resistance $\geq 10^{10}\Omega$
 Material Polycarbonate
 Temperature range -40°C... +125°C
 Flammability acc. to UL94 V0
 Working voltage acc. to UL/CSA 600V
 Mechanical working life-mating cycles ≥ 500

CONTACTS

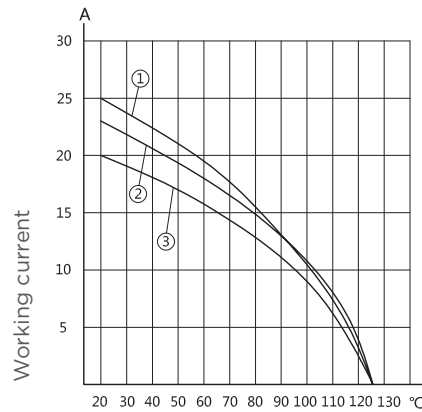
Material Copper alloy
 Surface Hard silver-plated
 Hard gold-plated
 Contact resistance $\leq 5m\Omega$
 Terminal Screw terminal
 Crimp terminal
 Spring terminal
 - mm²
 Screw terminal 0.5-2.5mm²
 Crimp terminal 0.14-4mm²
 Spring terminal 0.5-2.5mm²
 - AWG
 Screw terminal 20-14
 Crimp terminal 26-12
 Spring terminal 20-14
 - Tightening/test torque 0.5 Nm

HOODS, HOUSINGS

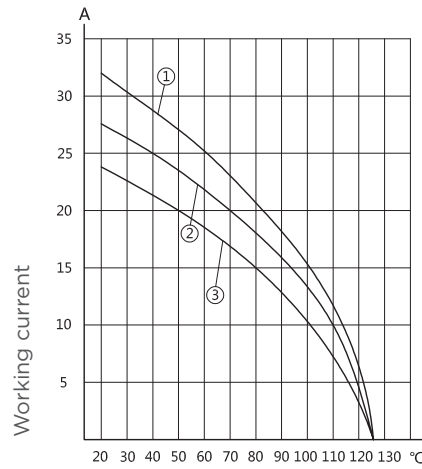
Material Die cast aluminium
 Surface Powder-coated (RAL 7037)
 Locking element Stainless steel, steel-zinc plated
 Temperature range -40°C... +125°C
 Degree of protection acc. to DIN40 050 IP65

CURRENT CARRYING CAPACITY

The current carrying is limited by maximum temperature of materials for inserts and contacts including terminals. Control and test procedures according to DIN IEC 60512-3.



Ambient temperature








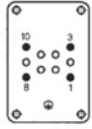






Ambient temperature

- 1 HVE-003
- 2 HVE-006
- 3 HVE-010

HEE series (high voltage) inserts

MODIFIED CONTACT ARRANGEMENT




The connector series HEE equipped with all contacts may be used for voltages up to 500V-insulation group C. A modified contact loading arrangement permits use up to 1000V-also in insulation group C.

| | | Contact arrangement view from termination side | | | |
|---|--|--|--|---|---|
| | | 4+  | 8+  | 14+  | 20+  |
| Series HEE 690V- Insulation group C | |  |  |  |  |
| | | | | | |
| 1000V- Insulation group C | |  |  |  |  |
| | | | | | |
| | | Working contact | Without contact | Male insert | Female insert |

HVE series

INSERTS FOR H10B, H16B, H24B HOOD/HOUSING

830V MAX. 16A

| Dimension (mm) | Type | Part Number | |
|---|-----------|-----------------|-----------------|
| | | Male insert | Female insert |
| 3+ \oplus +2 Screw terminal | | | |
|  | HVE-003-M | T2300033101-000 | |
| | HVE-003-F | | T2300033201-000 |
| 6+ \oplus +2 Screw terminal | | | |
|  | HVE-006-M | T2300063101-000 | |
| | HVE-006-F | | T2300063201-000 |
| 10+ \oplus +2 Screw terminal | | | |
|  | HVE-010-M | T2300103101-000 | |
| | HVE-010-F | | T2300103201-000 |

HSB Series



1. Specifications

DIN VDE 0110 Concerning clearance and creepage distances
DIN VDE 0627 Connectors and plug devices

2. Standards

DIN EN 60 664-1
DIN EN 61 984

3. Approvals



HSB technical characteristics

| | |
|--------------------------|-----------------|
| Specifications | DIN EN 60 664-1 |
| | DIN EN 61 984 |
| Number of contacts | 6,12(2x6) + PE |

INSERTS

| | |
|---|----------------------|
| Working current | 35A max |
| (See current carrying capacity) | |
| Working voltage | |
| Conductor - ground | 400 V |
| Conductor - conductor | 690 V |
| Test voltage urms | 6KV |
| Pollution degree | 3 |
| Insulation resistance | $\geq 10^{10}\Omega$ |
| Material | Polycarbonate |
| Temperature range | -40°C... +125°C |
| Flammability acc. to UL94 | V0 |
| Working voltage acc. to UL/CSA | 600V |
| Mechanical working life-mating cycles | ≥ 500 |

CONTACTS

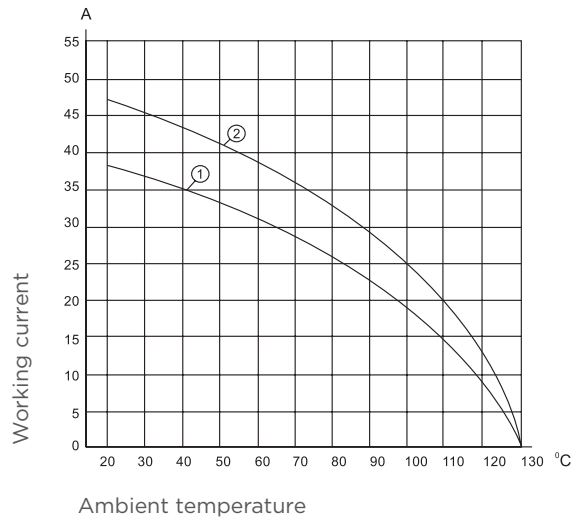
| | |
|--------------------------------|----------------------|
| Material | Copper alloy |
| Surface | Hard silver-plated |
| Contact resistance | $\leq 1m\Omega$ |
| Terminal | Screw terminal |
| - mm ² | 1.5-6mm ² |
| - AWG | 16-10 |
| - Tightening/test torque | 1.2 Nm |

HOODS, HOUSINGS

| | |
|--|------------------------------------|
| Material | Die cast aluminium |
| Surface | Powder-coated (RAL 7037) |
| Locking element | Stainless steel, steel-zinc plated |
| Temperature range | -40°C... +125°C |
| Degree of protection acc. to DIN40 050 | IP65 |

CURRENT CARRYING CAPACITY

The current carrying is limited by maximum temperature of materials for inserts and contacts including terminals. Control and test procedures according to DIN IEC 60512-3.




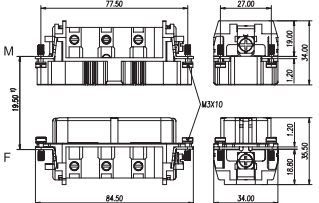
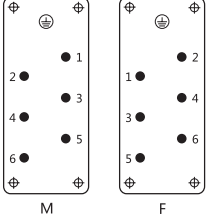
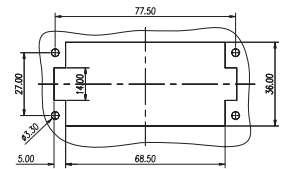
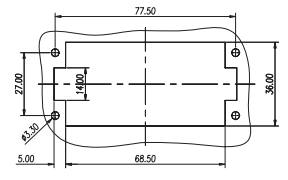
- 1 Wire gauge: 4.0mm²
- 2 Wire gauge: 6.0mm²

HSB-006 inserts

INSERTS FOR H16B HOOD/HOUSING


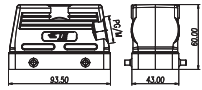

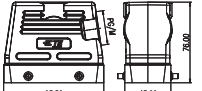

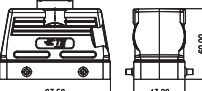

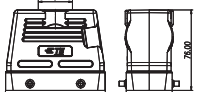





690V 35A

6+ 

| Dimensions (mm) | Type | Part Number | |
|--|--|-------------|-----------------|
| | | Male insert | Female insert |
| Crimp terminal (order crimp contacts separately) | | | |
|  |  | HSB-006-M | T2060062101-000 |
| |  | HSB-006-F | T2060062201-000 |
| Contact arrangement view from termination side | Panel cut out for inserts for use without hoods/housings | | |
|  |  | | |


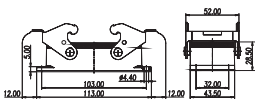

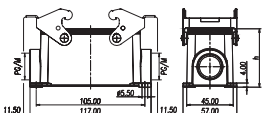

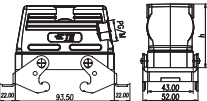

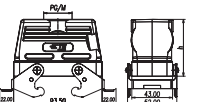

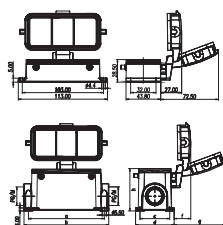
H16B with 2 levers on the hoods/housings

POWDER-COATED, RAL 7037

| Dimensions (mm) | | Metr. | PG | Type | Part Number | | | | | | |
|---|--|-------------------|--------------|--|---|------|------|------------|------|--|---|
| Hood: Side entry | | | | | | | | | | | |
|  | Low construction  | M20 M25 M32 | PG16 PG21 | H16B-TS-PG16 H16B-TS-PG21 H16B-TS-M20 H16B-TS-M25 H16B-TS-M32 | T1210160116-000 T1210160121-000 T1210160120-000 T1210160125-000 T1210160132-000 | | | | | | |
|  | High construction  | M25 M32 M40 | PG21 PG29 | H16B-TSH-PG21 H16B-TSH-PG29 H16B-TSH-M25 H16B-TSH-M32 H16B-TSH-M40 | T1230160121-000 T1230160129-000 T1230060125-000 T1230160132-000 T1230160140-000 | | | | | | |
| Hood: Top entry | | | | | | | | | | | |
|  | Low construction  | M25 M32 | PG16 PG21 | H16B-TG-PG16 H16B-TG-PG21 H16B-TG-M25 H16B-TG-M32 | T1220160116-000 T1220160121-000 T1220160125-000 T1220160132-000 | | | | | | |
|  | High construction  | M25 M32 M40 | PG21 PG29 | H16B-TGH-PG21 H16B-TGH-PG29 H16B-TGH-M25 H16B-TGH-M32 H16B-TGH-M40 | T1240160121-000 T1240160129-000 T1240160125-000 T1240160132-000 T1240160140-000 | | | | | | |
| Cable-to-cable hood | | | | | | | | | | | |
|  | <table border="1" data-bbox="533 1348 737 1438"> <thead> <tr> <th>Construction</th> <th>H</th> </tr> </thead> <tbody> <tr> <td>Low</td> <td>62.5</td> </tr> <tr> <td>High</td> <td>74.5</td> </tr> </tbody> </table> | Construction | H | Low | 62.5 | High | 74.5 | M25 M32 | PG21 | H16B-TBFS-PG21 H16B-TBFS-M25 H16B-TBFS-M32 | T1710161121-000 T1710161125-000 T1710161132-000 |
| Construction | H | | | | | | | | | | |
| Low | 62.5 | | | | | | | | | | |
| High | 74.5 | | | | | | | | | | |
| | | M25 M32 M40 | PG21 PG29 | H16B-TBFHS-PG21 H16B-TBFHS-PG29 H16B-TBFHS-M25 H16B-TBFHS-M32 H16B-TBFHS-M40 | T1750161121-000 T1750161129-000 T1750161125-000 T1750161132-000 T1750161140-000 | | | | | | |
| Protection covers for hoods | | | | | | | | | | | |
|  |  | | | H16B-KDTP | T1010161400-000 | | | | | | |
| Housing protection cover | | | | | | | | | | | |
|  |  | | | H16B-KDBP | T1010162100-000 | | | | | | |


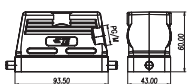

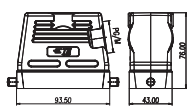

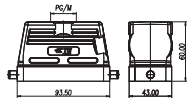

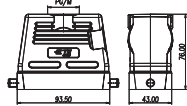

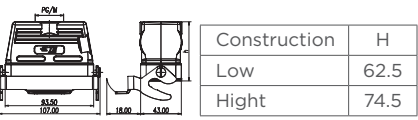

H16B with 2 levers on the hoods/housings

POWDER-COATED, RAL 7037

| Dimensions (mm) | | Metr. | PG | Type | Part Number | | | | | | | | | | | | | | | | | | | | | | | | |
|---|---|--------------|----|----------|-----------------|------|----|--|--|--|--|-----|----|----|----|----|----|------|-----|-----|----|----|----|----|----|--|--|--|---|
| Bulkhead mounted | | | | | | | | | | | | | | | | | | | | | | | | | | | | | |
|  |  | | | H16B-AGS | T1410161000-000 | | | | | | | | | | | | | | | | | | | | | | | | |
| Surface mounted: Side entry | | | | | | | | | | | | | | | | | | | | | | | | | | | | | |
|  |  <table border="1" data-bbox="319 851 542 952"> <thead> <tr> <th>Construction</th> <th>H</th> </tr> </thead> <tbody> <tr> <td>Low</td> <td>56</td> </tr> <tr> <td>High</td> <td>81</td> </tr> </tbody> </table> | Construction | H | Low | 56 | High | 81 | 1 Side entry Low construction M25 M25 High construction M25 M32 2 Side entry Low construction M25 M32 High construction M25 M32 | PG21 PG21 PG21 PG29 PG21 PG29 PG21 PG29 | H16B-SGRS-PG21 H16B-SGRS-M25 H16B-SGRS-2PG21 H16B-SGRS-2M25 H16B-SGRHS-PG21 H16B-SGRHS-PG29 H16B-SGRHS-M25 H16B-SGRHS-M32 H16B-SGRHS-2PG21 H16B-SGRHS-2PG29 H16B-SGRHS-2M25 H16B-SGRHS-2M32 | T1440161121-000 T1440161125-000 T1440161221-000 T1440161225-000 T1470161121-000 T1470161129-000 T1470161125-000 T1470161132-000 T1470161221-000 T1470161229-000 T1470161225-000 T1470161232-000 | | | | | | | | | | | | | | | | | | |
| Construction | H | | | | | | | | | | | | | | | | | | | | | | | | | | | | |
| Low | 56 | | | | | | | | | | | | | | | | | | | | | | | | | | | | |
| High | 81 | | | | | | | | | | | | | | | | | | | | | | | | | | | | |
| Side entry housing with two levers | | | | | | | | | | | | | | | | | | | | | | | | | | | | | |
|  |  <table border="1" data-bbox="319 1187 534 1288"> <thead> <tr> <th>Construction</th> <th>H</th> </tr> </thead> <tbody> <tr> <td>Low</td> <td>60</td> </tr> <tr> <td>High</td> <td>76</td> </tr> </tbody> </table> | Construction | H | Low | 60 | High | 76 | Low construction M20 M25 High construction M25 M32 | PG16 PG21 PG21 PG29 | H16B-TSBS-PG16 H16B-TSBS-PG21 H16B-TSBS-M20 H16B-TSBS-M25 H16B-TSBHS-PG21 H16B-TSBHS-PG29 H16B-TSBHS-M25 H16B-TSBHS-M32 | T1250163116-000 T1250163121-000 T1250163120-000 T1250163125-000 T1270163121-000 T1270163129-000 T1270163125-000 T1270163132-000 | | | | | | | | | | | | | | | | | | |
| Construction | H | | | | | | | | | | | | | | | | | | | | | | | | | | | | |
| Low | 60 | | | | | | | | | | | | | | | | | | | | | | | | | | | | |
| High | 76 | | | | | | | | | | | | | | | | | | | | | | | | | | | | |
| Top entry housing with two levers | | | | | | | | | | | | | | | | | | | | | | | | | | | | | |
|  |  <table border="1" data-bbox="319 1489 534 1590"> <thead> <tr> <th>Construction</th> <th>H</th> </tr> </thead> <tbody> <tr> <td>Low</td> <td>60</td> </tr> <tr> <td>High</td> <td>76</td> </tr> </tbody> </table> | Construction | H | Low | 60 | High | 76 | Low construction M20 M25 High construction M25 M32 | PG16 PG21 PG21 PG29 | H16B-TGBS-PG16 H16B-TGBS-PG21 H16B-TGBS-M20 H16B-TGBS-M25 H16B-TGBHS-PG21 H16B-TGBHS-PG29 H16B-TGBHS-M25 H16B-TGBHS-M32 | T1260163116-000 T1260163121-000 T1260163120-000 T1260163125-000 T1280163121-000 T1280163129-000 T1280163125-000 T1280163132-000 | | | | | | | | | | | | | | | | | | |
| Construction | H | | | | | | | | | | | | | | | | | | | | | | | | | | | | |
| Low | 60 | | | | | | | | | | | | | | | | | | | | | | | | | | | | |
| High | 76 | | | | | | | | | | | | | | | | | | | | | | | | | | | | |
| Bulkhead mounted with 4 bolts | | | | | | | | | | | | | | | | | | | | | | | | | | | | | |
|  | With protection cover  <table border="1" data-bbox="319 1937 694 2016"> <thead> <tr> <th>Construction</th> <th>A</th> <th>B</th> <th>C</th> <th>D</th> <th>F</th> <th>G</th> <th>H</th> </tr> </thead> <tbody> <tr> <td>Low</td> <td>105</td> <td>117</td> <td>45</td> <td>57</td> <td>20</td> <td>65</td> <td>56</td> </tr> <tr> <td>High</td> <td>105</td> <td>117</td> <td>45</td> <td>57</td> <td>20</td> <td>65</td> <td>81</td> </tr> </tbody> </table> | Construction | A | B | C | D | F | G | H | Low | 105 | 117 | 45 | 57 | 20 | 65 | 56 | High | 105 | 117 | 45 | 57 | 20 | 65 | 81 | 1 Side entry Low construction M25 M25 High construction M25 M32 2 Side entry Low construction M25 M32 High construction M25 M32 | PG21 PG21 PG21 PG29 PG21 PG29 | H16B-AD-BO H16B-SDR-BO-PG21 H16B-SDR-BO-M25 H16B-SDR-BO-2PG21 H16B-SDR-BO-2M25 H16B-SDRH-BO-PG21 H16B-SDRH-BO-PG29 H16B-SDRH-BO-M25 H16B-SDRH-BO-M32 H16B-SDRH-BO-2PG21 H16B-SDRH-BO-2PG29 H16B-SDRH-BO-2M25 H16B-SDRH-BO-2M32 | T1430160000-000 T1460160121-000 T1460160125-000 T1460160221-000 T1460160225-000 T1490160121-000 T1490160129-000 T1490160125-000 T1490160132-000 T1490160221-000 T1490160229-000 T1490160225-000 T1490160232-000 |
| Construction | A | B | C | D | F | G | H | | | | | | | | | | | | | | | | | | | | | | |
| Low | 105 | 117 | 45 | 57 | 20 | 65 | 56 | | | | | | | | | | | | | | | | | | | | | | |
| High | 105 | 117 | 45 | 57 | 20 | 65 | 81 | | | | | | | | | | | | | | | | | | | | | | |


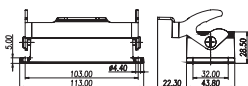

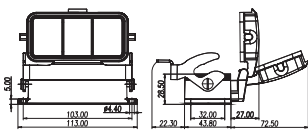

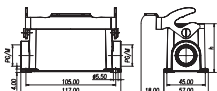

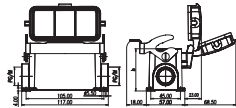
H16B with 1 lever on the hoods/housings

POWDER-COATED, RAL 7037

| Dimensions (mm) | Metr. | PG | Type | Part Number | | | | | | |
|---|---|-------------------|--------------|--|------|-------|------|-------------------------------------|----------------------------------|---|
| Hood: Side entry | | | | | | | | | | |
|  |  | M25 M32 | PG21 PG29 | H16B-TS-RO-PG21 H16B-TS-RO-PG29 H16B-TS-RO-M25 H16B-TS-RO-M32 T1310160121-000 T1310160129-000 T1310160125-000 T1310160132-000 | | | | | | |
|  |  | M25 M32 M40 | PG21 PG29 | H16B-TSH-RO-PG21 H16B-TSH-RO-PG29 H16B-TSH-RO-M25 H16B-TSH-RO-M32 H16B-TSH-RO-M40 T1330160121-000 T1330160129-000 T1330160125-000 T1330160132-000 T1330160140-000 | | | | | | |
| Hood: Top entry | | | | | | | | | | |
|  |  | M25 M32 | PG21 PG29 | H16B-TG-RO-PG21 H16B-TG-RO-PG29 H16B-TG-RO-M25 H16B-TG-RO-M32 T1320160121-000 T1320160129-000 T1320160125-000 T1320160132-000 | | | | | | |
|  |  | M25 M32 M40 | PG21 PG29 | H16B-TGH-RO-PG21 H16B-TGH-RO-PG29 H16B-TGH-RO-M25 H16B-TGH-RO-M32 H16B-TGH-RO-M40 T1340160121-000 T1340160129-000 T1340160125-000 T1340160132-000 T1340160140-000 | | | | | | |
| Cable-to-cable hood | | | | | | | | | | |
|  |  <table border="1" data-bbox="531 1335 750 1429"> <thead> <tr> <th>Construction</th> <th>H</th> </tr> </thead> <tbody> <tr> <td>Low</td> <td>62.5</td> </tr> <tr> <td>Hight</td> <td>74.5</td> </tr> </tbody> </table> | Construction | H | Low | 62.5 | Hight | 74.5 | M25 M32 M25 M32 M40 | PG21 PG29 PG21 PG29 | H16B-TBF-LB-PG21 H16B-TBF-LB-PG29 H16B-TBF-LB-M25 H16B-TBF-LB-M32 H16B-TBFH-LB-PG21 H16B-TBFH-LB-PG29 H16B-TBFH-LB-M25 H16B-TBFH-LB-M32 H16B-TBFH-LB-M40 T1730163121-000 T1730163129-000 T1730163125-000 T1730163132-000 T1770163121-000 T1770163129-000 T1770163125-000 T1770163132-000 T1770163140-000 |
| Construction | H | | | | | | | | | |
| Low | 62.5 | | | | | | | | | |
| Hight | 74.5 | | | | | | | | | |
| Protection covers for hoods | | | | | | | | | | |
|  | | | | H16B-KDTP-LB T1010161500-000 | | | | | | |

H16B with 1 lever on the hoods/housings

POWDER-COATED, RAL 7037

| Dimensions (mm) | Metr. | PG | Type | Part Number | | | | | | |
|---|--------------|----|------------|-----------------|------|----|---|--|--|--|
| Bulkhead mounted | | | | | | | | | | |
|   | | | H16B-AG-LB | T1500163000-000 | | | | | | |
|  <p>With protection cover</p>  | | | H16B-AD-LB | T1510163000-000 | | | | | | |
| Surface mounted: Side entry | | | | | | | | | | |
|   <table border="1" data-bbox="325 1144 544 1240"> <tr> <td>Construction</td> <td>H</td> </tr> <tr> <td>Low</td> <td>56</td> </tr> <tr> <td>High</td> <td>81</td> </tr> </table> | Construction | H | Low | 56 | High | 81 | 1 Side entry Low construction M20 M25 2 Side entry High construction M20 M25 M25 M32 M25 M32 | PG16 PG21 PG16 PG21 PG21 PG29 PG21 PG29 | H16B-SGR-LB-PG16 H16B-SGR-LB-PG21 H16B-SGR-LB-M20 H16B-SGR-LB-M25 H16B-SGR-LB-2PG16 H16B-SGR-LB-2PG21 H16B-SGR-LB-2M20 H16B-SGR-LB-2M25 H16B-SGRH-LB-PG21 H16B-SGRH-LB-PG29 H16B-SGRH-LB-M25 H16B-SGRH-LB-M32 H16B-SGRH-LB-2PG21 H16B-SGRH-LB-2PG29 H16B-SGRH-LB-2M25 H16B-SGRH-LB-2M32 | T1610163116-000 T1610163121-000 T1610163120-000 T1610163125-000 T1610163216-000 T1610163221-000 T1610163220-000 T1610163225-000 T1650163121-000 T1650163129-000 T1650163125-000 T1650163132-000 T1650163221-000 T1650163229-000 T1650163225-000 T1650163232-000 |
| Construction | H | | | | | | | | | |
| Low | 56 | | | | | | | | | |
| High | 81 | | | | | | | | | |
|  <p>With protection cover</p>  <table border="1" data-bbox="325 1565 544 1662"> <tr> <td>Construction</td> <td>H</td> </tr> <tr> <td>Low</td> <td>56</td> </tr> <tr> <td>High</td> <td>81</td> </tr> </table> | Construction | H | Low | 56 | High | 81 | 1 Side entry Low construction M20 M25 2 Side entry High construction M20 M25 M25 M32 M25 M32 | PG16 PG21 PG16 PG21 PG21 PG29 PG21 PG29 | H16B-SDR-LB-PG16 H16B-SDR-LB-PG21 H16B-SDR-LB-M20 H16B-SDR-LB-M25 H16B-SDR-LB-2PG16 H16B-SDR-LB-2PG21 H16B-SDR-LB-2M20 H16B-SDR-LB-2M25 H16B-SDRH-LB-PG21 H16B-SDRH-LB-PG29 H16B-SDRH-LB-M25 H16B-SDRH-LB-M32 H16B-SDRH-LB-2PG21 H16B-SDRH-LB-2PG29 H16B-SDRH-LB-2M25 H16B-SDRH-LB-2M32 | T1620163116-000 T1620163121-000 T1620163120-000 T1620163125-000 T1620163216-000 T1620163221-000 T1620163220-000 T1620163225-000 T1660163121-000 T1660163129-000 T1660163125-000 T1660163132-000 T1660163221-000 T1660163229-000 T1660163225-000 T1660163232-000 |
| Construction | H | | | | | | | | | |
| Low | 56 | | | | | | | | | |
| High | 81 | | | | | | | | | |

HIP.16/40, HIP-K.16/40, EMV-K.16/40 housings


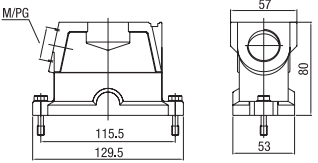

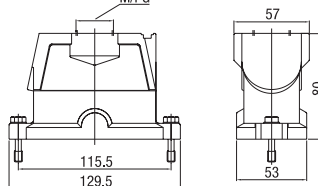

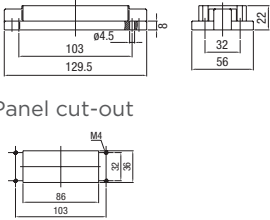

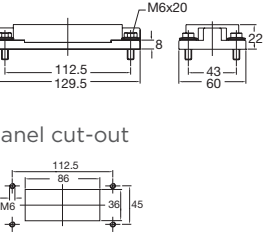
HIP: Pressure-tight, silver-grey

HIP-K: Housings corrosion-resistant, black, according to DIN IEC 68 T2-52 and ASTM B117-09 > 1000h

EMV-K: Protection against electro-magnetic interference, pressure-tight, housings corrosion-resistant, black

Pressure-tight up to 5 bar

IP 68 / IP 69 K

| Description | Metr. | PG | Type | Part Number |
|---|--|-----|----------|--|
| Hood: Side entry | | | | |
|  |  | M32 | 21 29 | HIP HIP.16/40.STS.1.21.G HIP.16/40.STS.1.29.G HIP.16/40.STS.1.M32.G 1-1102649-5 1-1102651-5 0-1106454-2 |
| | | M32 | 29 | HIP-K HIP-K.16/40.STS.1.29.G HIP-K.16/40.STS.1.M32.G 2-1102651-5 0-1106444-2 |
| | | M32 | 29 21 | EMV-K EMV-K.16/40.STS.1.29.G EMV-K.16/40.STS.1.M32.G EMV-K.16/40.STS.1.21.G 4-1102723-5 0-1106446-4 4-1102722-5 |
| Hood: Top entry | | | | |
|  |  | M32 | 21 29 | HIP HIP.16/40.STO.1.21.G HIP.16/40.STO.1.29.G HIP.16/40.STO.1.M32.G 1-1102653-5 1-1102655-5 0-1106454-1 |
| | | M32 | 21 29 | HIP-K HIP-K.16/40.STO.2.21.G HIP-K.16/40.STO.1.29.G HIP-K.16/40.STO.1.M32.G 0-1108534-1 2-1102655-5 0-1106444-1 |
| | | M32 | 29 | EMV-K EMV-K.16/40.STO.1.29.G EMV-K.16/40.STO.1.M32.G 4-1102725-5 0-1106446-3 |
| Surface mounted housing: Bottom entry | | | | |
|  |  <p>Panel cut-out</p> | | | HIP HIP.16/40.AG 1-1102656-5 |
| | | | | HIP-K HIP-K.16/40.AG 2-1102656-5 |
| | | | | EMV-K EMV-K.16/40.AG 4-1102728-5 |
|  |  <p>Panel cut-out</p> | | | HIP HIP.16/40.AG.M6 1-1102618-5 |
| | | | | HIP-K HIP-K.16/40.AG.M6 2-1102618-5 |
| | | | | EMV-K EMV-K.16/40.AG.M6 4-1102730-5 |

HIP.16/40, HIP-K.16/40, EMV-K.16/40 housings



HIP: Pressure-tight, silver-grey

HIP-K: Housings corrosion-resistant, black, according to DIN IEC 68 T2-52 and ASTM B117-09 > 1000h

EMV-K: Protection against electro-magnetic interference, pressure-tight, housings corrosion-resistant, black

Pressure-tight up to 5 bar

IP 68 / IP 69 K


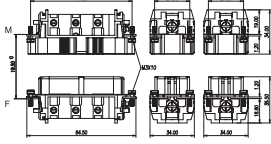
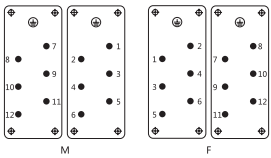
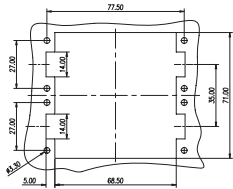
| Description | Metr. | PG | Type | Part Number |
|---|-------|------------|---------------------------------------|-------------|
| Surface mounted housing: Side entry | | | | |
|  | 2xM32 | 21 2x21 | HIP HIP.16/40.SG.1.21.G | 1-1102616-5 |
| | | | HIP.16/40.SG.2.21.G | 1-1102617-5 |
| | | | HIP.16/40.SG.2.M32.G | 0-1106453-1 |
| | 2xM32 | 21 2x21 | HIP-K HIP-K.16/40.SG.1.21.G | 5-1102616-5 |
| | | | HIP-K.16/40.SG.2.21.G | 2-1102617-5 |
| | | | HIP-K.16/40.SG.2.M32.G | 0-1106443-1 |
| | 2xM32 | 21 2x21 | EMV-K EMV-K.16/40.SG.1.21.Z | 4-1102726-5 |
| | | | EMV-K.16/40.SG.2.21.Z | 4-1102727-5 |
| | | | EMV-K.16/40.SG.2.M32.G | 0-1106445-2 |
| Protective covers for housings | | | | |
|  | | | HIP HIP/EMV.16/40.SKB | 3-1106203-5 |
| | | | HIP-K HIP-K.16/40.SKB | 4-1106203-5 |

HSB-012 inserts

INSERTS FOR H32B HOOD/HOUSING




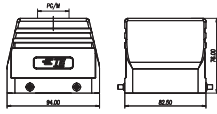

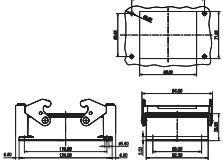

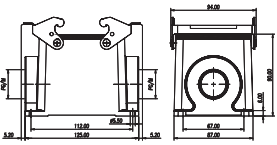

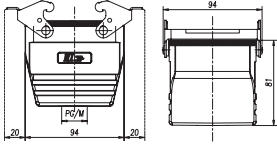

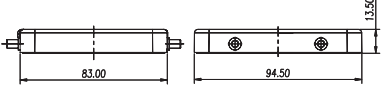
690V 35A

12 (2x6)+ Ⓢ

| Dimensions (mm) | Type | Part Number | |
|---|---|-----------------------------------|------------------------------------|
| | | Male insert | Female insert |
| Screw terminal | | | |
|  |  | HSB-006-M(1-6) HSB-006-M(7-12) | T2060062101-000 T2060122101-000 |
| | | HSB-006-F(1-6) HSB-006-F(7-12) | T2060062201-000 T2060122201-000 |
| Contact arrangement view from termination side | Panel cut out for inserts for use without hoods/housings | | |
|  |  | | |


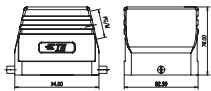

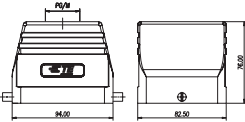

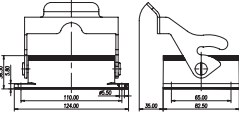



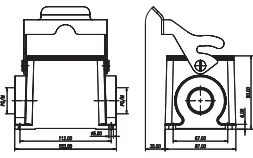

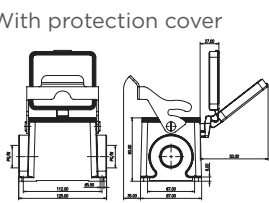
H32B with 2 levers on the hoods/housings

POWDER-COATED, RAL 7037


| Dimensions (mm) | Metr. | PG | Type | Part Number |
|---|---|--------------------------|--|--|
| Hood: Side entry | | | | |
|  |  | M32 M40 | PG29 PG36 H32B-TS-PG29 H32B-TS-PG36 H32B-TS-M32 H32B-TS-M40 | T1210320129-000 T1210320136-000 T1210320132-000 T1210320140-000 |
| Hood: Top entry | | | | |
|  |  | M25 M32 M40 M50 | PG21 PG29 PG36 PG42 H32B-TG-PG21 H32B-TG-PG29 H32B-TG-PG36 H32B-TG-PG42 H32B-TG-M25 H32B-TG-M32 H32B-TG-M40 H32B-TG-M50 | T1220320121-000 T1220320129-000 T1220320136-000 T1220320142-000 T1220320125-000 T1220320132-000 T1220320140-000 T1220320150-000 |
| Bulkhead mounted | | | | |
|  |  | | H32B-AG | T1410322000-000 |
| Surface mounted: Side entry | | | | |
|  |  | M32 M40 M50 M63 | PG29 PG36 PG42 H32B-SGR-PG29 H32B-SGR-PG36 H32B-SGR-PG42 H32B-SGR-M32 H32B-SGR-M40 H32B-SGR-M50 H32B-SGR-M63 | T1440322129-000 T1440322136-000 T1440322142-000 T1440322132-000 T1440322140-000 T1440322150-000 T1440322163-000 |
| | | M32 M40 M50 M63 | PG29 PG36 PG42 H32B-SGR-2PG29 H32B-SGR-2PG36 H32B-SGR-2PG42 H32B-SGR-2M32 H32B-SGR-2M40 H32B-SGR-2M50 H32B-SGR-2M63 | T1440322229-000 T1440322236-000 T1440322242-000 T1440322232-000 T1440322240-000 T1440322250-000 T1440322263-000 |
| Cable-to-cable hood | | | | |
|  |  | M32 M40 M50 M63 | PG29 PG36 PG42 H32B-TBF-PG29 H32B-TBF-PG36 H32B-TBF-PG42 H32B-TBF-M32 H32B-TBF-M40 H32B-TBF-M50 H32B-TBF-M63 | T1710322129-000 T1710322136-000 T1710322142-000 T1710322132-000 T1710322140-000 T1710322150-000 T1710322163-000 |
| Protection covers for hoods | | | | |
|  |  | | H32B-KDB | T1000321220-000 |

H32B with 1 lever on the hoods/housings

POWDER-COATED, RAL 7037

| Dimensions (mm) | Metr. | PG | Type | Part Number |
|---|--|--|--|--|
| Hood: Side entry | | | | |
|  |  | M32 M40 | PG29 PG36 H32B-TS-RO-PG29 H32B-TS-RO-PG36 H32B-TS-RO-M32 H32B-TS-RO-M40 | T1310320129-000 T1310320136-000 T1310320132-000 T1310320140-000 |
| Hood: Top entry | | | | |
|  |  | M25 M32 M40 M50 | PG21 PG29 PG36 PG42 H32B-TG-RO-PG21 H32B-TG-RO-PG29 H32B-TG-RO-PG36 H32B-TG-RO-PG42 H32B-TG-RO-M25 H32B-TG-RO-M32 H32B-TG-RO-M40 H32B-TG-RO-M50 | T1320320121-000 T1320320129-000 T1320320136-000 T1320320142-000 T1320320125-000 T1320320132-000 T1320320140-000 T1320320150-000 |
| Bulkhead mounted | | | | |
|  |  | | H32B-AG-LB | T1500322000-000 |
|  | With protection cover  | | H32B-AD-LB | T1510322000-000 |
| Surface mounted: Side entry | | | | |
|  |  | 1 Side entry M32 M40 2 Side entry M32 M40 | PG29 H32B-SGR-LB-PG29 H32B-SGR-LB-M32 H32B-SGR-LB-M40 PG29 H32B-SGR-LB-2PG29 H32B-SGR-LB-2M32 H32B-SGR-LB-2M40 | T1610322129-000 T1610322132-000 T1610322140-000 T1610322229-000 T1610322232-000 T1610322240-000 |
|  | With protection cover  | 1 Side entry M32 M40 2 Side entry M32 M40 | PG29 H32B-SDR-LB-PG29 H32B-SDR-LB-M32 H32B-SDR-LB-M40 PG29 H32B-SDR-LB-2PG29 H32B-SDR-LB-2M32 H32B-SDR-LB-2M40 | T1620320129-000 T1620320132-000 T1620320140-000 T1620320229-000 T1620320232-000 T1620320240-000 |

HQ Series



1. Specifications

DIN VDE 0110 Concerning clearance and creepage distances

DIN VDE 0627 Connectors and plug devices

2. Standards

DIN EN 175 301-801

DIN EN 61 984

3. Approvals



HQ technical characteristics

| | |
|--------------------------|----------------------|
| Specifications | DIN EN 60 664-1 |
| | DIN EN 61 984 |
| Number of contacts | 5,7,8,12,17,4/2 + PE |

CURRENT CARRYING CAPACITY

The current carrying is limited by maximum temperature of materials for inserts and contacts including terminals. Control and test procedures according to DIN IEC 60512-3.

INSERTS

| | |
|---|----------------------------------|
| Working current | |
| HQ-005,008..... | 16A max |
| HQ-007,012,017 | 10A max |
| HQ4/2..... | Power area 40A max |
| | Signal area 10A max |
| Working voltage | |
| HQ-005,007,012..... | 400V |
| HQ-008..... | 500V |
| HQ-017..... | 250V |
| HQ4/2..... | Power area 600V Signal area 250V |
| Test voltage urms | |
| HQ-005,017 | 4KV |
| HQ-007,008,012,4/2 | 6KV |
| Pollution degree | 3 |
| Insulation resistance | $\geq 10^{10}\Omega$ |
| Material | Polycarbonate |
| Temperature range | -40°C... +100°C/125°C |
| Flammability acc. to UL94 | VO |
| Working voltage acc. to UL/CSA | 600V |
| Mechanical working life-mating cycles | ≥ 500 |

CONTACTS

| | |
|--------------------------------|--|
| Material | Copper alloy |
| Surface | Hard silver-plated |
| | Hard gold-plated |
| Contact resistance | $\leq 1m\Omega$ |
| Terminal | Crimp terminal |
| - mm ² | 0.14-4.0/0.14-2.5/1.5-6mm ² |
| - AWG | 26-12/26-14/16-10 |
| - Tightening/test torque | 0.25Nm |

HOODS, HOUSINGS


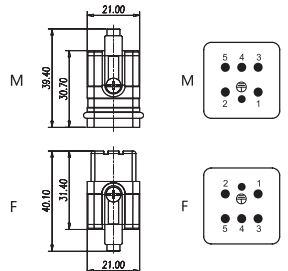
| | |
|--|------------------------------------|
| Material | Die cast aluminium |
| Surface | Powder-coated (RAL 7037) |
| Locking element..... | Stainless steel, steel-zinc plated |
| Temperature range | -40°C... +125°C |
| Degree of protection acc. to DIN40 050 | IP65 |

HQ-005 inserts




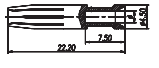
INSERTS FOR H3A HOOD/HOUSING

400V MAX. 16A

5+ (⊕)

| Dimensions (mm) | Contact arrangement view from termination side | Part Number | | Type |
|---|---|-----------------|-----------------|----------|
| | | Male insert | Female insert | |
| Crimp terminal (Order crimp contacts separately) | | | | |
|  |  | T2080052101-000 | | HQ-005-M |
| | | | T2080052201-000 | HQ-005-F |

16A Contact

| Tech data Material: copper alloy Contact resistance: $\leq 1m\Omega$ Terminal: crimp connection CEM/Male | 16A Male crimp contacts  | Wire gauge | | Strip-ping length | Crimp contacts, silver-plated | | Crimp contacts, gold-plated | |
|---|--|-----------------|-------|-------------------|-------------------------------|-----------------|-----------------------------|-----------------|
| | | mm ² | AWG | | mm | Type | Part Number | Type |
|  |  | 0.14-0.37 | 26-22 | 7.5 | CEM-0.3 | T2030001002-000 | DEM-0.3 | T2030011002-000 |
| | | 0.5 | 20 | 7.5 | CEM-0.5 | T2030001005-000 | DEM-0.5 | T2030011005-000 |
| | | 0.75 | 18 | 7.5 | CEM-0.75 | T2030001008-000 | DEM-0.75 | T2030011008-000 |
| | | 1.0 | 18 | 7.5 | CEM-1.0 | T2030001010-000 | DEM-1.0 | T2030011010-000 |
| | | 1.5 | 16 | 7.5 | CEM-1.5 | T2030001015-000 | DEM-1.5 | T2030011015-000 |
| | | 2.5 | 14 | 7.5 | CEM-2.5 | T2030001025-000 | DEM-2.5 | T2030011025-000 |
| | | 4.0 | 12 | 7.5 | CEM-4.0 | T2030001040-000 | DEM-4.0 | T2030011040-000 |
| CEM/Female  | | 0.14-0.37 | 26-22 | 7.5 | CEF-0.3 | T2030002002-000 | DEF-0.3 | T2030012002-000 |
| | | 0.5 | 20 | 7.5 | CEF-0.5 | T2030002005-000 | DEF-0.5 | T2030012005-000 |
| | | 0.75 | 18 | 7.5 | CEF-0.75 | T2030002008-000 | DEF-0.75 | T2030012008-000 |
| | | 1.0 | 18 | 7.5 | CEF-1.0 | T2030002010-000 | DEF-1.0 | T2030012010-000 |
| | | 1.5 | 16 | 7.5 | CEF-1.5 | T2030002015-000 | DEF-1.5 | T2030012015-000 |
| | | 2.5 | 14 | 7.5 | CEF-2.5 | T2030002025-000 | DEF-2.5 | T2030012025-000 |
| | | 4.0 | 12 | 7.5 | CEF-4.0 | T2030002040-000 | DEF-4.0 | T2030012040-000 |


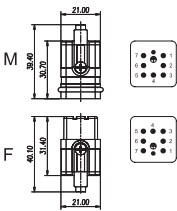

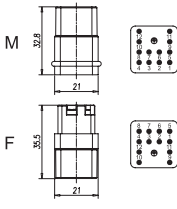
HQ-007/012 inserts

INSERTS FOR H3A HOOD/HOUSING


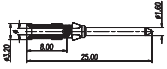

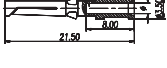
400V MAX. 10A

7+ 

12+ 

| Dimensions (mm) | Contact arrangement view from termination side | Part Number | | Type |
|--|--|-----------------|-----------------|----------|
| | | Male insert | Female insert | |
| Crimp terminal (Order crimp contacts separately) | | | | |
|  |  | T2080072101-000 | | HQ-007-M |
| | | | T2080072201-000 | HQ-007-F |
|  |  | T2080122101-000 | | HQ-012-M |
| | | | T2080122201-000 | HQ-012-F |

10A Contact

| Tech data Material: copper alloy Contact resistance: $\leq 3m\Omega$ Terminal: crimp connection CDM/Male  | 10A Male crimp contacts  | Wire gauge | | Strip-ping length | Crimp contacts, silver-plated | | Crimp contacts, gold-plated | |
|--|--|-----------------|-------|-------------------|-------------------------------|-----------------|-----------------------------|-----------------|
| | | mm ² | AWG | | Type | Part Number | Type | Part Number |
| | | | | 0.14-0.37 | 26-22 | 8.0 | CDM-0.14 | T2020001002-000 |
| | | 0.5 | 20 | 8.0 | CDM-0.5 | T2020001005-000 | DDM-0.5 | T2020011005-000 |
| | | 0.75 | 18 | 8.0 | CDM-0.75 | T2020001008-000 | DDM-0.75 | T2020011008-000 |
| | | 1.0 | 18 | 8.0 | CDM-1.0 | T2020001010-000 | DDM-1.0 | T2020011010-000 |
| | | 1.5 | 16 | 8.0 | CDM-1.5 | T2020001015-000 | DDM-1.5 | T2020011015-000 |
| | | 2.5 | 14 | 6.0 | CDM-2.5 | T2020001025-000 | DDM-2.5 | T2020011025-000 |
| CDF/Female  | 10A Female crimp contacts  | 0.14-0.37 | 26-22 | 8.0 | CDF-0.14 | T2020002002-000 | DDF-0.14 | T2020012002-000 |
| | | 0.5 | 20 | 8.0 | CDF-0.5 | T2020002005-000 | DDF-0.5 | T2020012005-000 |
| | | 0.75 | 18 | 8.0 | CDF-0.75 | T2020002008-000 | DDF-0.75 | T2020012008-000 |
| | | 1.0 | 18 | 8.0 | CDF-1.0 | T2020002010-000 | DDF-1.0 | T2020012010-000 |
| | | 1.5 | 16 | 8.0 | CDF-1.5 | T2020002015-000 | DDF-1.5 | T2020012015-000 |
| | | 2.5 | 14 | 6.0 | CDF-2.5 | T2020002025-000 | DDF-2.5 | T2020012025-000 |

H3A metal hoods/housings

POWDER-COATED, RAL 7037

| Dimensions (mm) | | Metr. | PG | Type | Part Number | |
|---|---|---|------|--|---|-----------------|
| Top entry | | | | | | |
|  |  | M20 | PG11 | H3A-MTG-PG11 H3A-MTG-M20 | T1329030111-000 T1329030120-000 | |
| Side entry | | | | | | |
|  |  | M20 | PG11 | H3A-MTS-PG11 H3A-MTS-M20 | T1319030111-000 T1319030120-000 | |
| Bulkhead mounting: Bottom entry | | | | | | |
|  |  | | | H3A-MAG | T1509030000-000 | |
| Bulkhead mounting: Side entry | | | | | | |
|  |  | | | H3A-MAGS | T1549030000-000 | |
| Surface mounting: Side entry | | | | | | |
|  |  | M16 M20 | PG11 | H3A-MAGSV-PG11 H3A-MAGSV-M16 H3A-MAGSV-M20 | T1619030111-000 T1619030116-000 T1619030120-000 | |
| Cable-to-cable hood: | | | | | | |
|  |  | M20 | PG11 | H3A-MTGVB-PG11 H3A-MTGVB-M20 | T1739030111-000 T1739030120-000 | |
| Protection covers for hoods (thermoplastic) | | | | | | |
|  | Note: For mounted male insert and hood |  | | | H3A-KDTP | T1010031100-000 |
| Metal protection covers for hoods | | | | | | |
|  | Note: For mounted female insert and hood |  | | | H3A-KDB | T1010033100-000 |

H3A thermoplastic hoods/housings

THERMOPLASTIC HOODS, HOUSINGS

| Dimensions (mm) | | Metr. | PG | Type | Part Number | |
|---|---|---|------|---|---|------------------------------------|
| Top entry | | | | | | |
|  |  | M20 | PG11 | H3A-TG-PG11 H3A-TG-M20 | T1329031111-000 T1329031120-000 | |
| Side entry | | | | | | |
|  |  | M20 | PG11 | H3A-TS-PG11 H3A-TS-M20 | T1319031111-000 T1319031120-000 | |
| Bulkhead mounting: Bottom entry | | | | | | |
|  |  | | | H3A-AG | T1509031100-000 | |
| Bulkhead mounting: Side entry | | | | | | |
|  |  | | | H3A-AGS | T1509031111-000 | |
| Surface mounting: Side entry | | | | | | |
|  |  | M16 M20 | PG11 | H3A-AGSV-PG11 H3A-AGSV-M16 H3A-AGSV-M20 | T1619031111-000 T1619031116-000 T1619031120-000 | |
| Cable-to-cable hood: | | | | | | |
|  |  | M20 | PG11 | H3A-TGVB-PG11 H3A-TGVB-M20 | T1739031111-000 T1739031120-000 | |
| Protection covers for hoods (thermoplastic) | | | | | | |
|  | Note: For mounted male insert and hood |  | | | H3A-KDTP | T1010031100-000 |
| Protection covers for hoods | | | | | | |
|  | Note: For mounted female insert and hood |  | | | H3A-KDBP (White) H3A-KDBPG (Grey) | T1010032100-000 T1010032300-000 |
| White | Grey | | | | | |
| Covers without sealing type | | | | | | |
| | | | | H3A-KDBP (White) H3A-KDBP (Grey) | T1010033200-000 T1010032200-000 | |

HIP.3/4, HIP-K.3/4, EMV-K.3/4 housings


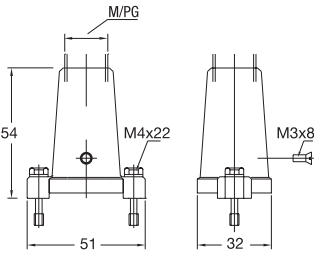

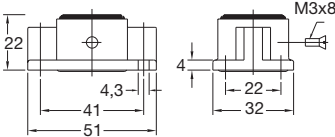

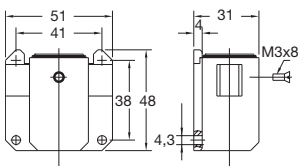
HIP: Pressure-tight, silver-grey

HIP-K: Housings corrosion-resistant, black, according to DIN IEC 68 T2-52 and ASTM B117-09 > 1000h

EMV-K: Protection against electro-magnetic interference, pressure-tight, housings corrosion-resistant, black

Screw lock on hood

IP 68 / IP 69 K

| Description | Metr. | PG | Type | Part Number | | |
|---|---|---|---|------------------------------|--|---|
| Hood: Top entry | | | | | | |
|  |  | 11 | HIP HIP.3/4.STO.1.11.G HIP.3/4.STO.1.M16.G | 1-1102600-5 0-1106408-1 | | |
| | | | M16 M20 | 11 | HIP-K HIP-K.3/4.STO.1.11.G HIP-K.3/4.STO.1.M16.G HIP-K.3/4.STO.1.M20.G | 2-1102600-5 0-1106408-2 0-1106408-3 |
| | | | | | M16 M20 | 11 |
| | Surface mounted housing: Bottom entry | | | | | |
| |  |  | 4 | HIP HIP.3/4.AG | 1-1102603-5 | |
| | | | | HIP-K HIP-K.3/4.AG | 2-1102603-5 | |
| | | | | EMV-K EMV-K.3/4.AG | 4-1102703-5 | |
| | Surface mounted housing: Bottom entry (by panel cut-out) | | | | | |
| |  |  | 4 | HIP HIP.3/4.SGF | 1-1102602-5 | |
| HIP-K HIP-K.3/4.SGF | | | | 2-1102602-5 | | |
| EMV-K EMV-K.3/4.SGF | | | | 4-1102702-5 | | |

HIP.3/4, HIP-K.3/4, EMV-K.3/4 housings


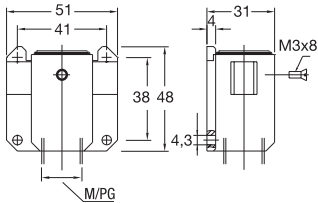

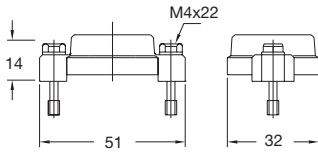
HIP: Pressure-tight, silver-grey

HIP-K: Housings corrosion-resistant, black, according to DIN IEC 68 T2-52 and ASTM B117-09 > 1000h

EMV-K: Protection against electro-magnetic interference, pressure-tight, housings corrosion-resistant, black




Screw lock on hood



IP 68 / IP 69 K

| Description | Metr. | PG | Type | Part Number |
|---|---|----------------------|----------------------|----------------------|
| Surface mounted housing: Side entry | | | | |
|  |  | M16 M20 | PG11 | HIP |
| | | | | HIP.3/4.SG.1.11.G |
| | | | | HIP.3/4.SG.1.M16.G |
| | M16 | PG11 | HIP-K | |
| | | | HIP-K.3/4.SG.1.11.G | |
| | | | HIP-K.3/4.SG.1.M16.G | |
| M16 M20 | PG11 | EMV-K | | |
| | | EMV-K.3/4.SG.1.11.G | | |
| | | EMV-K.3/4.SG.1.M16.G | | |
| | | | | EMV-K.3/4.SG.1.M20.G |
| Protective covers for housings | | | | |
|  |  | | | HIP/EMV |
| | | | | HIP/EMV.3/4.SKB |
| | | | | HIP-K/EMV-K |
| | | | | HIP-K/EMV-K.3/4.SKB |

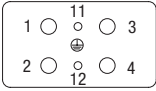
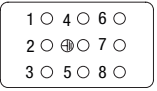
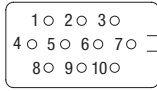
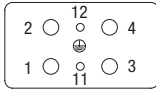
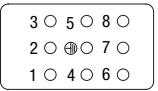
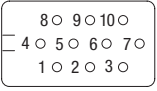
HQ-017, 4/2, 8, 10 Inserts

INSERTS FOR H8A HOOD/HOUSING

17+  4/2+  8+  10

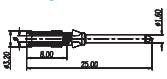


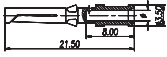
| Dimension (mm) | Type | Part Number | |
|---|---------------|-----------------|-----------------|
| | | Male insert | Female insert |
| Crimp terminal (order crimp contacts separately) | | | |
| 250V max. 10A  | HQ-017-M | T2080172101-000 | |
| | HQ-017-F | | T2080172201-000 |
| 400V/250V max. 40A/10A  | HQ-4/2-M | T2080062101-100 | |
| | HQ-4/2-F | | T2080062201-100 |
|  | HQ-008-M | T2019092101-000 | |
| | HQ-008-F | | T2019092201-000 |
|  | HG-Q.10.Sti.C | O-1108808-1 | |
| | HG-Q.10.Bu.C | | O-1103091-1 |

Suitable crimp contacts and crimping tools: see page 190





| HE-Q.4/2 | HE-Q.8 | HE-Q.10 |
|---|---|---|
| Contact arrangement Male insert | | |
|  |  |  |
| Contact arrangement Female insert | | |
|  |  |  |

Crimp contacts HN.D series

10A Contact

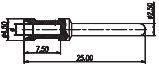


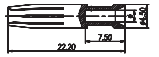
| Tech data Material: copper alloy Contact resistance: $\leq 3m\Omega$ Terminal: crimp connection CDM/Male | 10A Male crimp contacts  | Wire gauge | | Strip- ping length mm | Crimp contacts, silver-plated | | Crimp contacts, gold-plated | |
|---|---|-----------------|-------|--------------------------------|-------------------------------|-----------------|-----------------------------|-----------------|
| | | mm ² | AWG | | Type | Part Number | Type | Part Number |
|  | | 0.14-0.37 | 26-22 | 8.0 | CDM-0.14 | T2020001002-000 | DDM-0.14 | T2020011002-000 |
| | | 0.5 | 20 | 8.0 | CDM-0.5 | T2020001005-000 | DDM-0.5 | T2020011005-000 |
| | | 0.75 | 18 | 8.0 | CDM-0.75 | T2020001008-000 | DDM-0.75 | T2020011008-000 |
| | | 1.0 | 18 | 8.0 | CDM-1.0 | T2020001010-000 | DDM-1.0 | T2020011010-000 |
| | | 1.5 | 16 | 8.0 | CDM-1.5 | T2020001015-000 | DDM-1.5 | T2020011015-000 |
| | | 2.5 | 14 | 6.0 | CDM-2.5 | T2020001025-000 | DDM-2.5 | T2020011025-000 |
| CDF/Female  | 10A Female crimp contacts  | 0.14-0.37 | 26-22 | 8.0 | CDF-0.14 | T2020002002-000 | DDF-0.14 | T2020012002-000 |
| | | 0.5 | 20 | 8.0 | CDF-0.5 | T2020002005-000 | DDF-0.5 | T2020012005-000 |
| | | 0.75 | 18 | 8.0 | CDF-0.75 | T2020002008-000 | DDF-0.75 | T2020012008-000 |
| | | 1.0 | 18 | 8.0 | CDF-1.0 | T2020002010-000 | DDF-1.0 | T2020012010-000 |
| | | 1.5 | 16 | 8.0 | CDF-1.5 | T2020002015-000 | DDF-1.5 | T2020012015-000 |
| | | 2.5 | 14 | 6.0 | CDF-2.5 | T2020002025-000 | DDF-2.5 | T2020012025-000 |

Crimping tools HN.D series





| Description | | Type | Part Number |
|--|---|-----------------|-----------------|
| Crimp tool Wire range: 0.5-4.0mm ² Suitable for CDM/CDF and CEM/CEF contacts |  | CRIMPBOX-0.5/4 | T3100000001-000 |
| Crimp tool Wire range: 0.14-4.0mm ² Suitable for CDM/CDF and CEM/CEF contacts with locator and die |  | RSZ.HE-HN.D-HVT | 1-1105851-8 |
| Removal tools Used for CDM/CDF contact series |  | REMOV-HD | T3100000003-000 |
| M3 screw driver Used for HA/HE inserts |  | SCREWD-M3 | T3100000009-000 |

Crimp contacts HE/HA series

16A Contact

| Tech data Material: copper alloy Contact resistance: $\leq 1\text{m}\Omega$ Terminal: crimp connection CEM/Male | 16A Male crimp contacts  | Wire gauge | | Strip- ping length mm | Crimp contacts, silver-plated | | Crimp contacts, gold-plated | |
|--|---|---|---|--------------------------------|-------------------------------|-----------------|-----------------------------|-----------------|
| | | mm ² | AWG | | Type | Part Number | Type | Part Number |
|  | | 0.14-0.37 | 26-22 | 7.5 | CEM-0.3 | T2030001002-000 | DEM-0.3 | T2030011002-000 |
| | | 0.5 | 20 | 7.5 | CEM-0.5 | T2030001005-000 | DEM-0.5 | T2030011005-000 |
| | | 0.75 | 18 | 7.5 | CEM-0.75 | T2030001008-000 | DEM-0.75 | T2030011008-000 |
| | | 1.0 | 18 | 7.5 | CEM-1.0 | T2030001010-000 | DEM-1.0 | T2030011010-000 |
| | | 1.5 | 16 | 7.5 | CEM-1.5 | T2030001015-000 | DEM-1.5 | T2030011015-000 |
| | | 2.5 | 14 | 7.5 | CEM-2.5 | T2030001025-000 | DEM-2.5 | T2030011025-000 |
| | | 4.0 | 12 | 7.5 | CEM-4.0 | T2030001040-000 | DEM-4.0 | T2030011040-000 |
| | | CEM/Female  | 16A Female crimp contacts  | 0.14-0.37 | 26-22 | 7.5 | CEF-0.3 | T2030002002-000 |
| 0.5 | 20 | | | 7.5 | CEF-0.5 | T2030002005-000 | DEF-0.5 | T2030012005-000 |
| 0.75 | 18 | | | 7.5 | CEF-0.75 | T2030002008-000 | DEF-0.75 | T2030012008-000 |
| 1.0 | 18 | | | 7.5 | CEF-1.0 | T2030002010-000 | DEF-1.0 | T2030012010-000 |
| 1.5 | 16 | | | 7.5 | CEF-1.5 | T2030002015-000 | DEF-1.5 | T2030012015-000 |
| 2.5 | 14 | | | 7.5 | CEF-2.5 | T2030002025-000 | DEF-2.5 | T2030012025-000 |
| 4.0 | 12 | | | 7.5 | CEF-4.0 | T2030002040-000 | DEF-4.0 | T2030012040-000 |

Crimping tools HE/HA series

| Description | | Type | Part Number |
|--|---|-----------------|-----------------|
| Crimp tool Wire range: 0.5-4.0mm ² Suitable for CDM/CDF and CEM/CEF contacts |  | CRIMPBOX-0.5/4 | T3100000001-000 |
| Crimp tool Wire range: 0.14-4.0mm ² Suitable for CDM/CDF and CEM/CEF contacts with locator and die |  | RSZ.HE-HN.D-HVT | 1-1105851-8 |
| Removal tools Used for CEM/CEF contact series |  | REMOV-HEE | T3100000002-000 |
| M3 screw driver Used for HA/HE inserts |  | SCREWD-M3 | T3100000009-000 |

Crimp contacts HGQ10 series


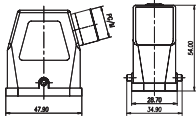

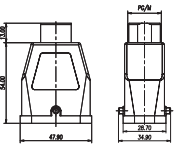
| Tech data | Type | Part Number | (mm ²) | Tool |
|---|--------------------------------|-------------|--------------------|----------|
| Material: copper alloy Finish: tin plated Contact resistance: ≤3mΩ Crimp Terminal: 0.2-4.0 mm ² AWG: 24-12 Other finishes and Materials on request Appl. Spec.: 114-18018 | Pin contact tin plated | 962966-1 | 0.2 - 0.4 | 734285-1 |
| | | 962967-1 | 0.5 - 1.0 | 734285-1 |
| | | 962968-1 | 1.0 - 2.5 | 734285-2 |
| | | 962969-1 | 2.5 - 4.0 | 734285-3 |
| | Reel contact/pin tin plated | 929962-1 | 0.2 - 0.4 | 734285-1 |
| | | 929963-1 | 0.5 - 1.0 | 734285-1 |
| | | 929964-1 | 1.0 - 2.5 | 734285-2 |
| | | 929965-1 | 2.5 - 4.0 | 734285-3 |
| | Socket contact tin plated | 962976-1 | 0.2 - 0.4 | 734285-1 |
| | | 962977-1 | 0.5 - 1.0 | 734285-1 |
| | | 962978-1 | 1.0 - 2.5 | 734285-2 |
| | | 962979-1 | 2.5 - 4.0 | 734285-3 |
| | Reel contact/socket tin plated | 929969-1 | 0.2 - 0.4 | 734285-1 |
| | | 929970-1 | 0.5 - 1.0 | 734285-1 |
| | | 929971-1 | 1.0 - 2.5 | 734285-2 |
| | | 929972-1 | 2.5 - 4.0 | 734285-3 |

Crimping tools HGQ10 series

| Description | Type | Part Number |
|--|---|-------------|
| Extraction tool | Extraction tool | 1-1579007-8 |
| | Handtool 734285-11,5 mm ² 734285-22,5 mm ² 734285-34,0 mm ² | |
| Crimping tool with locator | Safety Press SSC-2FP | 1481004-7 |
| Bench and Automatic tooling on request | Ergo Die Adapter | 1579000-7 |

H8A with 1 lever on the hoods/housings

THERMOPLASTIC HOODS, HOUSINGS


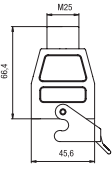
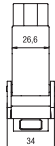

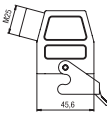
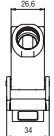

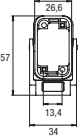
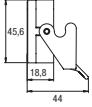
| Dimensions (mm) | Metr. | PG | Type | Part Number |
|---|-----------------------|------|---|--|
| Hood: Side entry | | | | |
|   | M20 M25 M25 | PG16 | H8A-TS-PG16 H8A-TS-M20 H8A-TS-M25 EMV HG-Q-EMV.STO.1.M25.Z | T1359090116-000 T1319080120-000 T1319080125-000 O-1103073-3 |
| Hood: Top entry | | | | |
|   | M20 M25 M25 | | H8A-TG-M20 H8A-TG-M25 EMV HG-Q-EMV.STO.1.M25.Z | T1329080120-000 T1329080125-000 O-1103073-4 |

HG-Q housings

Plastic glass-fibre reinforced

EMV: Protection against electro-magnetic interference

IP 65

| Description | Metr. | PG | Type | Part Number | |
|---|---|---|------|---------------------------------------|-------------|
| Cable-to-cable hood: Bottom entry | | | | | |
|  |  |  | M25 | HG-Q.KDO-LB.1.M25.Z | O-1108795-1 |
| | | | M25 | EMV HG-Q-EMV.KDO-LB.1.M25.Z | O-1108795-3 |
| Cable-to-cable hood: Side entry | | | | | |
|  |  |  | M25 | HG-Q.KDS-LB.1.M25.Z | O-1108795-2 |
| | | | M25 | EMV HG-Q-EMV.KDS-LB.1.M25.Z | O-1108795-4 |
| Surface mount housing: Bottom entry | | | | | |
|  |  |  | M25 | HG-Q.AG-LB | O-1103072-1 |
| | | | M25 | EMV HG-Q-EMV.AG-LB | O-1103072-2 |





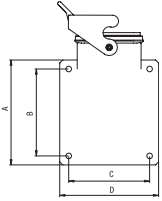

HG-Q.10 motor housings

Plastic glass-fibre reinforced

400V 20A

EMV: Protection against electro-magnetic interference

IP 65

| Description | Metr. | PG | Type | Part Number |
|---|--|----|--------------------------------|-------------|
|  | | | HG-Q.10.MC.1 | 0-1103092-1 |
| | | | EMV HG-Q.10-EMV.MC.1 | 0-1103092-8 |
|  | | | HG-Q.10.MC.2 | 0-1103092-2 |
| | | | EMV HG-Q.10-EMV.MC.2 | 0-1103092-9 |
|  | | | HG-Q.10.MC.3 | 0-1103092-3 |
| | | | EMV HG-Q.10-EMV.MC.3 | 1-1103092-0 |
|  |  | | HG-Q.10.MC.4 | 0-1103092-4 |
| | | | EMV HG-Q.10-EMV.MC.4 | 1-1103092-1 |
|  | | | HG-Q.10.MC.5 | 0-1103092-5 |
| | | | EMV HG-Q.10-EMV.MC.5 | 1-1103092-2 |


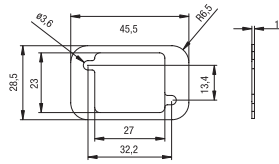



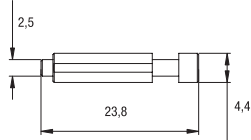
| Dimensions (mm) | | | | |
|-----------------|-----|-----|-----|-----|
| PN | A | B | C | D |
| 0-1, 0-8 | 70 | 58 | 54 | 66 |
| 0-2, 0-9 | 70 | 60 | 60 | 70 |
| 0-3, 1-0 | 74 | 56 | 56 | 74 |
| 0-4, 1-1 | 75 | 64 | 64 | 75 |
| 0-5, 1-2 | 120 | 105 | 105 | 120 |

HG-Q accessories


Plastic glass-fibre reinforced
EMV: Protection against electro-magnetic interference

SIZE Q

IP 65

| Description | Metr. | PG | Type | Part Number |
|---|--|----|--|--|
| Flange sealing for HG-Q.8 Surface mount housing | | | | |
|   | | | Conductive HG-Q.FI-dicht-L | O-1108794-2 |
| Gland fitting, IP68 plastic | | | | |
|  <p>All glands are supplied with a black M25 nut</p> | M25 (Yellow) M25 (Grey) M25 (Black) M25 (Green) M25 (Red) M25 (White) | | HG-Q.M25.6,5/4,0 HG-Q.M25.8,0/5,0 HG-Q.M25.9,5/6,5 HG-Q.M25.10,5/7,0 HG-Q.M25.13,0/9,0 HG-Q.M25.15,5/11,5 | O-1103074-1 O-1103074-2 O-1103074-3 O-1103074-4 O-1103074-5 O-1103074-6 |
| Cover for all HG-Q housing | | | | |
|  | | | Set-HG-Q.8.SKP | O-1108818-1 |
| Coding pin for Q.5 and Q.8, HE, HEE | | | | |
|   | | | Sich-Stift.HVE.C | O-1110984-4 |

HEAV Contact Series



1. Specifications

DIN VDE 0110 Concerning clearance and creepage distances

DIN VDE 0627 Connectors and plug devices

2. Standards

DIN EN 60 664-1

DIN EN 61 984

3. Approvals



RoHS

HEAV/HESAV technical characteristics

SpecificationsDIN EN 60 664-1
 DIN EN 61 984
 Number of contacts 6,10,16,24 + PE

INSERTS

Working current 16A max
 (See current carrying capacity)
 Working voltage 500V
 Test voltage urms..... 6KV
 Test voltage urms acc. to TUV 4KV
 Pollution degree 2
 Insulation resistance $\geq 10^{10}\Omega$
 Material Polycarbonate
 Temperature range -40°C... +125°C
 Flammability acc. to UL94 V0
 Working voltage acc. to UL/CSA 600V
 Mechanical working life-mating cycles ≥ 500

CONTACTS

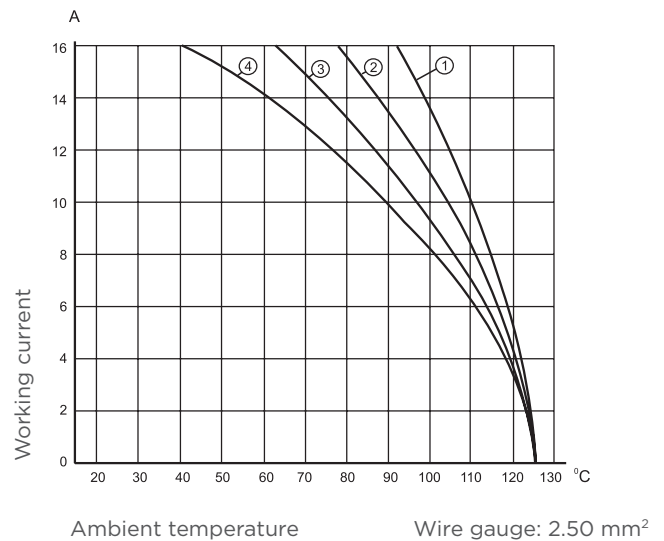
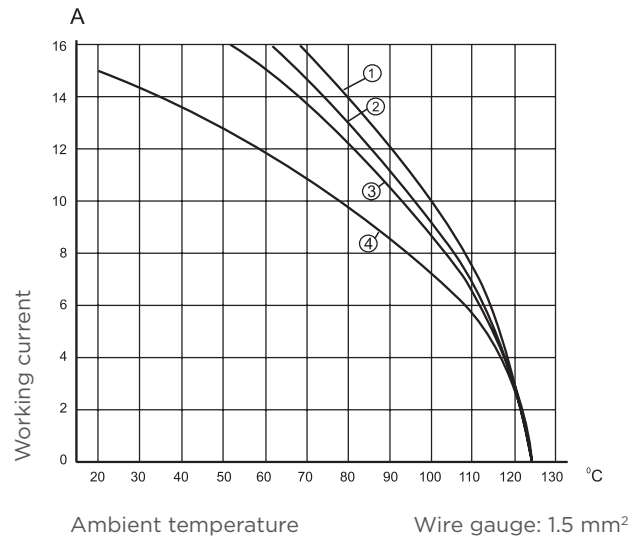
MaterialCopper alloy
 SurfaceHard silver-plated
 Contact resistance $\leq 4m\Omega$
 HEAV Terminal Screw terminal
 - mm²0.2-2.5mm²
 - AWG24-14
 HESAV TerminalSpring terminal
 - mm² 0.5-2.5mm²
 - AWG 20-14

HOODS, HOUSINGS

Material Die cast aluminium
 SurfacePowder-coated (RAL 7037)
 Locking element.....Stainless steel, steel-zinc plated
 Temperature range -40°C... +125°C
 Degree of protection acc. to DIN40 050IP65

CURRENT CARRYING CAPACITY

The current carrying is limited by maximum temperature of materials for inserts and contacts including terminals. Control and test procedures according to DIN IEC 60512-3.



- 1 HEAV-006/HESAV-006
- 2 HEAV-010/HESAV-010
- 3 HEAV-016/HESAV-016
- 4 HEAV-024/HESAV-024

HEAV inserts

LEFT HAND VERSION
SCREW TERMINAL

500V MAX. 16A

6+  10+ 
16+  24+ 




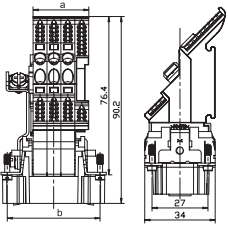



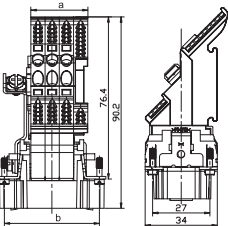
| Dimensions (mm) | Type | Type | Part Number | | | | | | | | | | | | | | | | |
|---|-------------------------------|------------|-----------------|-----------------|----|----|----------|----|----|----------|----|------|----------|----|-----|--|--|--|--|
| | | | Male insert | Female insert | | | | | | | | | | | | | | | |
| Screw terminal 6+  | | | | | | | | | | | | | | | | | | | |
|  | 6-pole | HEAV-006-M | T2090062101-000 | | | | | | | | | | | | | | | | |
| | | HEAV-006-F | | T2090062201-000 | | | | | | | | | | | | | | | |
| Screw terminal 10+  | | | | | | | | | | | | | | | | | | | |
|  | 10-pole | HEAV-010-M | T2090102101-000 | | | | | | | | | | | | | | | | |
| | | HEAV-010-F | | T2090102201-000 | | | | | | | | | | | | | | | |
| Left hand version | | | | | | | | | | | | | | | | | | | |
|  <table border="1" data-bbox="368 1111 655 1279"> <thead> <tr> <th>Male insert/ Female insert</th> <th>A</th> <th>B</th> </tr> </thead> <tbody> <tr> <td>HEAV-006</td> <td>20</td> <td>44</td> </tr> <tr> <td>HEAV-010</td> <td>34</td> <td>57</td> </tr> <tr> <td>HEAV-016</td> <td>54</td> <td>77.5</td> </tr> <tr> <td>HEAV-024</td> <td>81</td> <td>104</td> </tr> </tbody> </table> | Male insert/ Female insert | A | B | HEAV-006 | 20 | 44 | HEAV-010 | 34 | 57 | HEAV-016 | 54 | 77.5 | HEAV-024 | 81 | 104 | | | | |
| Male insert/ Female insert | A | B | | | | | | | | | | | | | | | | | |
| HEAV-006 | 20 | 44 | | | | | | | | | | | | | | | | | |
| HEAV-010 | 34 | 57 | | | | | | | | | | | | | | | | | |
| HEAV-016 | 54 | 77.5 | | | | | | | | | | | | | | | | | |
| HEAV-024 | 81 | 104 | | | | | | | | | | | | | | | | | |
| Screw terminal 16+  | | | | | | | | | | | | | | | | | | | |
|  | 16-pole | HEAV-016-M | T2090162101-000 | | | | | | | | | | | | | | | | |
| | | HEAV-016-F | | T2090162201-000 | | | | | | | | | | | | | | | |
| Screw terminal 24+  | | | | | | | | | | | | | | | | | | | |
|  | 24-pole | HEAV-024-M | T2090242101-000 | | | | | | | | | | | | | | | | |
| | | HEAV-024-F | | T2090242201-000 | | | | | | | | | | | | | | | |
| Left hand version | | | | | | | | | | | | | | | | | | | |
|  <table border="1" data-bbox="368 1850 655 2018"> <thead> <tr> <th>Male insert/ Female insert</th> <th>A</th> <th>B</th> </tr> </thead> <tbody> <tr> <td>HEAV-006</td> <td>20</td> <td>44</td> </tr> <tr> <td>HEAV-010</td> <td>34</td> <td>57</td> </tr> <tr> <td>HEAV-016</td> <td>54</td> <td>77.5</td> </tr> <tr> <td>HEAV-024</td> <td>81</td> <td>104</td> </tr> </tbody> </table> | Male insert/ Female insert | A | B | HEAV-006 | 20 | 44 | HEAV-010 | 34 | 57 | HEAV-016 | 54 | 77.5 | HEAV-024 | 81 | 104 | | | | |
| Male insert/ Female insert | A | B | | | | | | | | | | | | | | | | | |
| HEAV-006 | 20 | 44 | | | | | | | | | | | | | | | | | |
| HEAV-010 | 34 | 57 | | | | | | | | | | | | | | | | | |
| HEAV-016 | 54 | 77.5 | | | | | | | | | | | | | | | | | |
| HEAV-024 | 81 | 104 | | | | | | | | | | | | | | | | | |

HESAV inserts

LEFT HAND VERSION
SPRING TERMINAL

500V MAX. 16A

6+  10+ 
16+  24+ 

| Dimensions (mm) | Type | Type | Part Number | | | | | | | | | | | | | | | | |
|---|-------------------------------|-------------|-----------------|-----------------|----|----|----------|----|----|----------|----|------|----------|----|-----|--|--|--|--|
| | | | Male insert | Female insert | | | | | | | | | | | | | | | |
| Spring terminal 6+  | | | | | | | | | | | | | | | | | | | |
|  | 6-pole | HEAV-006-MS | T2100063101-000 | | | | | | | | | | | | | | | | |
| | | HEAV-006-FS | | T2100063201-000 | | | | | | | | | | | | | | | |
| Spring terminal 10+  | | | | | | | | | | | | | | | | | | | |
|  | 10-pole | HEAV-010-MS | T2100103101-000 | | | | | | | | | | | | | | | | |
| | | HEAV-010-FS | | T2100103201-000 | | | | | | | | | | | | | | | |
| Left hand version | | | | | | | | | | | | | | | | | | | |
|  <table border="1" data-bbox="368 1111 659 1279"> <thead> <tr> <th>Male insert/ Female insert</th> <th>A</th> <th>B</th> </tr> </thead> <tbody> <tr> <td>HEAV-006</td> <td>20</td> <td>44</td> </tr> <tr> <td>HEAV-010</td> <td>34</td> <td>57</td> </tr> <tr> <td>HEAV-016</td> <td>54</td> <td>77.5</td> </tr> <tr> <td>HEAV-024</td> <td>81</td> <td>104</td> </tr> </tbody> </table> | Male insert/ Female insert | A | B | HEAV-006 | 20 | 44 | HEAV-010 | 34 | 57 | HEAV-016 | 54 | 77.5 | HEAV-024 | 81 | 104 | | | | |
| Male insert/ Female insert | A | B | | | | | | | | | | | | | | | | | |
| HEAV-006 | 20 | 44 | | | | | | | | | | | | | | | | | |
| HEAV-010 | 34 | 57 | | | | | | | | | | | | | | | | | |
| HEAV-016 | 54 | 77.5 | | | | | | | | | | | | | | | | | |
| HEAV-024 | 81 | 104 | | | | | | | | | | | | | | | | | |
| Spring terminal 16+  | | | | | | | | | | | | | | | | | | | |
|  | 16-pole | HEAV-016-MS | T2100163101-000 | | | | | | | | | | | | | | | | |
| | | HEAV-016-FS | | T2100163201-000 | | | | | | | | | | | | | | | |
| Spring terminal 24+  | | | | | | | | | | | | | | | | | | | |
|  | 24-pole | HEAV-024-MS | T2100243101-000 | | | | | | | | | | | | | | | | |
| | | HEAV-024-FS | | T2100243201-000 | | | | | | | | | | | | | | | |
| Left hand version | | | | | | | | | | | | | | | | | | | |
|  <table border="1" data-bbox="368 1850 659 2018"> <thead> <tr> <th>Male insert/ Female insert</th> <th>A</th> <th>B</th> </tr> </thead> <tbody> <tr> <td>HEAV-006</td> <td>20</td> <td>44</td> </tr> <tr> <td>HEAV-010</td> <td>34</td> <td>57</td> </tr> <tr> <td>HEAV-016</td> <td>54</td> <td>77.5</td> </tr> <tr> <td>HEAV-024</td> <td>81</td> <td>104</td> </tr> </tbody> </table> | Male insert/ Female insert | A | B | HEAV-006 | 20 | 44 | HEAV-010 | 34 | 57 | HEAV-016 | 54 | 77.5 | HEAV-024 | 81 | 104 | | | | |
| Male insert/ Female insert | A | B | | | | | | | | | | | | | | | | | |
| HEAV-006 | 20 | 44 | | | | | | | | | | | | | | | | | |
| HEAV-010 | 34 | 57 | | | | | | | | | | | | | | | | | |
| HEAV-016 | 54 | 77.5 | | | | | | | | | | | | | | | | | |
| HEAV-024 | 81 | 104 | | | | | | | | | | | | | | | | | |

HMN Modular Series



- Mutually compatible with other brands
- More convenient to install
- Complete series
- Can be developed according to customer requirements

1. Specifications

DIN VDE 0110 Concerning clearance and creepage distances
DIN VDE 0627 Connectors and plug devices

2. Standards


DIN EN 175 301-801
DIN EN 61 984

3. Approvals



HMN modular connectors overview


H10A




H6B




H10B



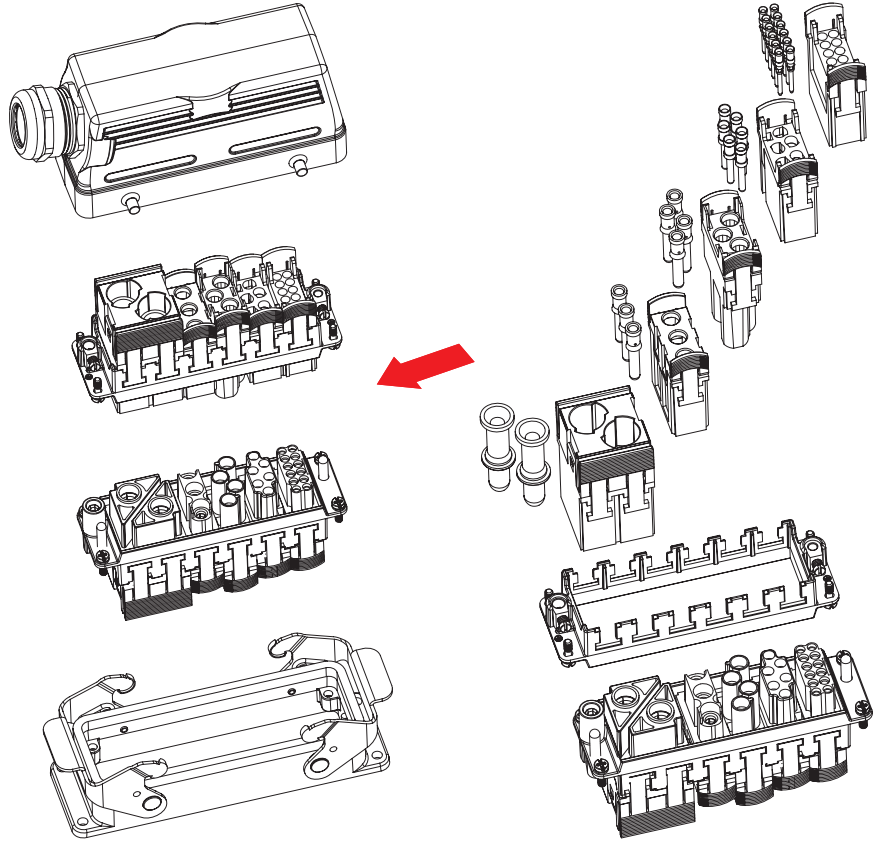
H16B



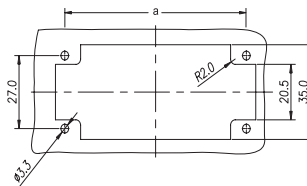
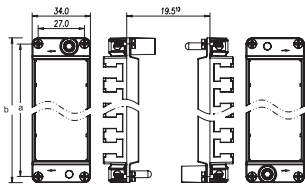
H24B



MODULAR UNITS, INSTALL AND REMOVE WITHOUT SPECIAL TOOLS!



HMN MODULE FIXING FRAME



| Hood/Housing | NO. of modules | a | b |
|--------------|----------------|------|------|
| H10A | 1 | 49.5 | 56.5 |
| H6B | 2 | 44 | 51 |
| H10B | 3 | 57 | 64.1 |
| H16B | 4 | 77.5 | 84.5 |
| H24B | 6 | 104 | 111 |

Distance for electrical contacts max. 21mm.
For pneumatic contacts max. 20.5mm. Each frame is composed of an upper and a lower bracket.

| Description | Size | Part Number | Type |
|--------------------------|------|-----------------|------------|
| H10A frame for 1 modules | H10A | T2079104201-M | H10A-T1-M |
| | | T2079104101-F | H10A-T1-F |
| H6B frame for 2 modules | H6B | T2070064101-000 | H6BN-T2-M |
| | | T2070064201-000 | H6BN-T2-F |
| H10B frame for 3 modules | H10B | T2070104101-000 | H10BN-T3-M |
| | | T2070104201-000 | H10BN-T3-F |
| H16B frame for 4 modules | H16B | T2070164101-000 | H16BN-T4-M |
| | | T2070164201-000 | H16BN-T4-F |
| H24B frame for 6 modules | H24B | T2070244101-000 | H24BN-T6-M |
| | | T2070244201-000 | H24BN-T6-F |

200A/1 Pole module technical characteristics

SpecificationsDIN EN 60 664-1
 DIN EN 61 984
 Number of contacts 1 pole

INSERTS

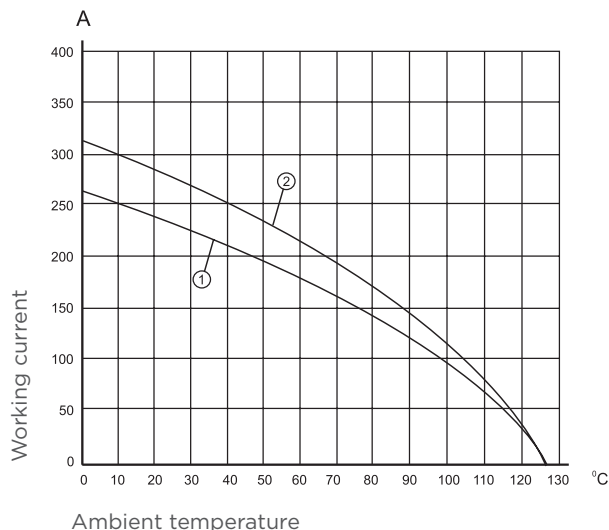
Working current 200A max
 (See current carrying capacity)
 Working voltage 1000V
 Test voltage urms 8KV
 Pollution degree 3
 Insulation resistance $\geq 10^{10}\Omega$
 Material Polycarbonate
 Temperature range -40°C... +125°C
 Flammability acc. to UL94 V0
 Working voltage acc. to UL/CSA..... 600V
 Mechanical working life-mating cycles ≥ 500

CONTACTS

Material Copper alloy
 Surface Hard silver-plated
 Contact resistance $\leq 0.3m\Omega$
 Terminal Crimp terminal
 - mm² 25-70mm²
 - AWG 2-0

CURRENT CARRYING CAPACITY

The current carrying is limited by maximum temperature of materials for inserts and contacts including terminals. Control and test procedures according to DIN IEC 60512-3.




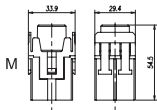

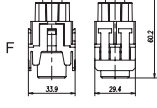
- 1 H24B hood/housing with 3 modules;
wire gauge: 50mm²
- 2 H24B hood/housing with 3 modules;
wire gauge: 70mm²

HMN-001 module inserts

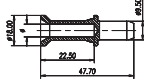

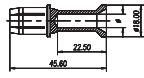

CRIMP TERMINAL

1000V MAX. 200A

1 Pole

| Dimensions (mm) | | Type | Part Number | |
|---|---|------------|-----------------|-----------------|
| | | | Male insert | Female insert |
| Crimp terminal | Size chart | | | |
|  |  | HMN-001-MC | T2111013101-000 | |
|  |  | HMN-001-FC | | T2111013201-000 |

200A Contact

| Tech data Material: copper Contact resistance: $\leq 0.3m\Omega$ Terminal: crimp connection CHM/Male | 200A Male crimp contacts  | Wire gauge | \varnothing | Stripping length mm | Crimp contacts, silver-plated | |
|---|--|-----------------|---------------|---------------------------|-------------------------------|-----------------|
| | | mm ² | | | Type | Part Number |
|  | | 25 | 7.0 | 22.5 | CHM-25 | T2060001025-000 |
| | | 35 | 8.2 | 22.5 | CHM-35 | T2060001035-000 |
| | | 50 | 10.0 | 22.5 | CHM-50 | T2060001050-000 |
| | | 70 | 11.5 | 22.5 | CHM-70 | T2060001070-000 |
| CHF/Female | 200A Female crimp contacts  | 25 | 7.0 | 22.5 | CHF-25 | T2060002025-000 |
|  | | 35 | 8.2 | 22.5 | CHF-35 | T2060002035-000 |
| | | 50 | 10.0 | 22.5 | CHF-50 | T2060002050-000 |
| | | 70 | 11.5 | 22.5 | CHF-70 | T2060002070-000 |

100A/2 Poles module technical characteristics

SpecificationsDIN EN 60 664-1
 DIN EN 61 984
 Number of contacts 2 poles

INSERTS

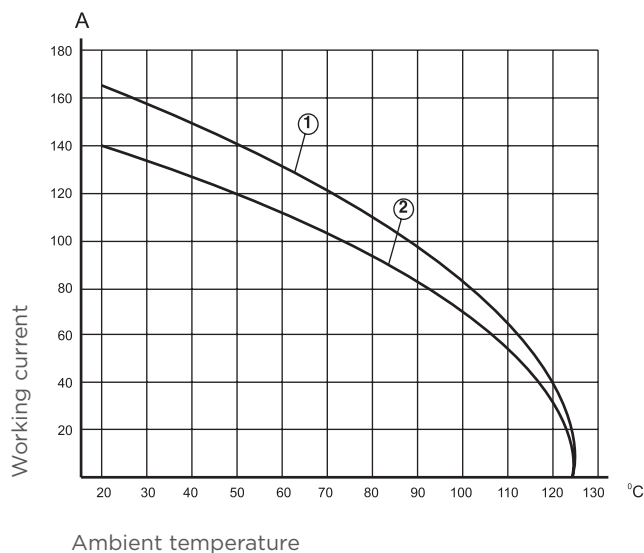
Working current 100A max
 (See current carrying capacity)
 Working voltage 1000V
 Test voltage urms 8KV
 Pollution degree 3
 Insulation resistance $\geq 10^{10}\Omega$
 Material Polycarbonate
 Temperature range -40°C... +125°C
 Flammability acc. to UL94 V0
 Working voltage acc. to UL/CSA..... 600V
 Mechanical working life-mating cycles ≥ 500

CONTACTS

MaterialCopper alloy
 SurfaceHard silver-plated
 Contact resistance $\leq 0.3m\Omega$
 Terminal Crimp terminal
 - mm² 10-35mm²
 - AWG 6-2

CURRENT CARRYING CAPACITY

The current carrying is limited by maximum temperature of materials for inserts and contacts including terminals. Control and test procedures according to DIN IEC 60512-3.




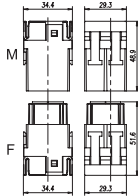

- 1 H24B hood/housing with 3 modules;
wire gauge: 35mm²
- 2 H24B hood/housing with 3 modules;
wire gauge: 25mm²

HMN-D2 module inserts

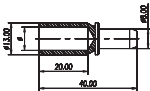


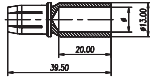
CRIMP TERMINAL

1000V MAX. 100A

2 Poles

| Dimensions (mm) | | Type | Part Number | |
|---|--|-----------|-----------------|-----------------|
| | | | Male insert | Female insert |
| Crimp terminal | Size chart | | | |
|  |  | HMN-D2-MC | T2111028101-000 | |
| | | HMN-D2-FC | | T2111028201-000 |
| Contact arrangement view from termination side |  | | | |

100A Contact

| Tech data Material: copper alloy Contact resistance: $\leq 1\text{m}\Omega$ Terminal: crimp connection CDM/Male | 100A Male crimp contacts  | Wire gauge | \varnothing | Stripping length | Crimp contacts, silver-plated | |
|--|--|-----------------|---------------|---------------------|-------------------------------|-----------------|
| | | mm ² | | mm | Type | Part Number |
|  | | 10 | 4.3 | 19 | CNM-10 | T2050001010-000 |
| | | 16 | 5.5 | 19 | CNM-16 | T2050001016-000 |
| | | 25 | 7 | 19 | CNM-25 | T2050001025-000 |
| | | 35 | 8.2 | 16 | CNM-35 | T2050001035-000 |
| CDF/Female  | 100A Female crimp contacts  | 10 | 4.3 | 19 | CNF-10 | T2050002010-000 |
| | | 16 | 5.5 | 19 | CNF-16 | T2050002016-000 |
| | | 25 | 7 | 19 | CNF-25 | T2050002025-000 |
| | | 35 | 8.2 | 16 | CNF-35 | T2050002035-000 |

70A/2 Poles module technical characteristics

SpecificationsDIN EN 60 664-1
 DIN EN 61 984
 Number of contacts 2 poles

INSERTS

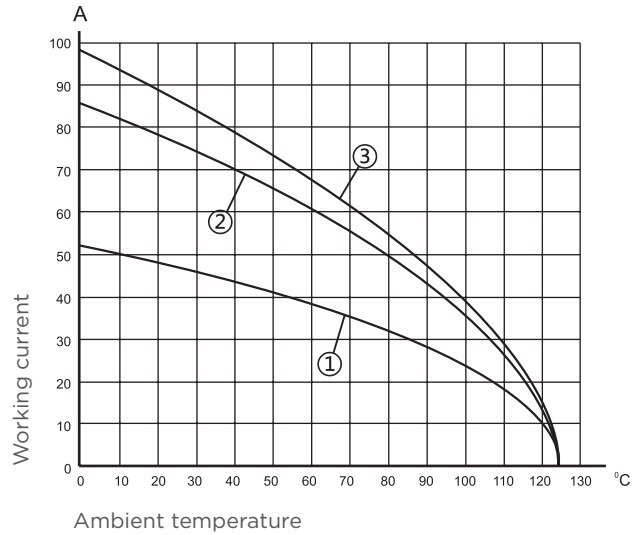
Working current 70A max
 (See current carrying capacity)
 Working voltage 1000V
 Test voltage urms 8KV
 Pollution degree 3
 Insulation resistance $\geq 10^{10}\Omega$
 Material Polycarbonate
 Temperature range -40°C... +125°C
 Flammability acc. to UL94 V0
 Working voltage acc. to UL/CSA 600V
 Mechanical working life-mating cycles ≥ 500

CONTACTS

Material Copper alloy
 Surface Hard silver-plated
 Contact resistance $\leq 0.5m\Omega$
 Terminal Crimp terminal
 - mm² 6-22mm²
 - AWG 8-4

CURRENT CARRYING CAPACITY

The current carrying is limited by maximum temperature of materials for inserts and contacts including terminals. Control and test procedures according to DIN IEC 60512-3.




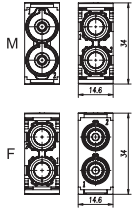
- 1 H24B hood/housing with 6 modules; wire gauge: 6mm²
- 2 H24B hood/housing with 6 modules; wire gauge: 16mm²
- 3 H24B hood/housing with 6 modules; wire gauge: 22mm²

HMN-002 module inserts

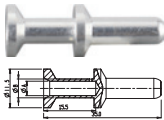

CRIMP TERMINAL

1000V MAX. 70A

2 Poles

| Dimensions (mm) | | Type | Part Number | |
|---|---|------------|-----------------|-----------------|
| | | | Male insert | Female insert |
| Crimp terminal (order crimp contacts separately) | Contact arrangement view from termination side | | | |
|  |  | HMN-002-MC | T2111020101-000 | |
| | | HMN-002-FC | | T2111020201-000 |

70A Contact

| Male |  | Wire gauge | | A | B | Crimp contacts, silver-plated | |
|--------|---|---------------------|------|-----|------|-------------------------------|-----------------|
| | | mm ² | AWG | | | Type | Part Number |
| Female |  | 10.0mm ² | AWG7 | 4.3 | 5.6 | CSM-10 | T2400001100-000 |
| | | 16.0mm ² | AWG5 | 5.5 | 8.5 | CSM-16 | T2400001160-000 |
| | | 25.0mm ² | AWG3 | 7.0 | 10.0 | CSM-25 | T2400001250-000 |
| | | 10.0mm ² | AWG7 | 4.3 | 5.6 | CSF-10 | T2400002100-000 |
| | | 16.0mm ² | AWG5 | 5.5 | 8.5 | CSF-16 | T2400002160-000 |
| | | 25.0mm ² | AWG3 | 7.0 | 10.0 | CSF-25 | T2400002250-000 |

40A/3 Poles module technical characteristics

SpecificationsDIN EN 60 664-1
 DIN EN 61 984
 Number of contacts 3 poles

CURRENT CARRYING CAPACITY

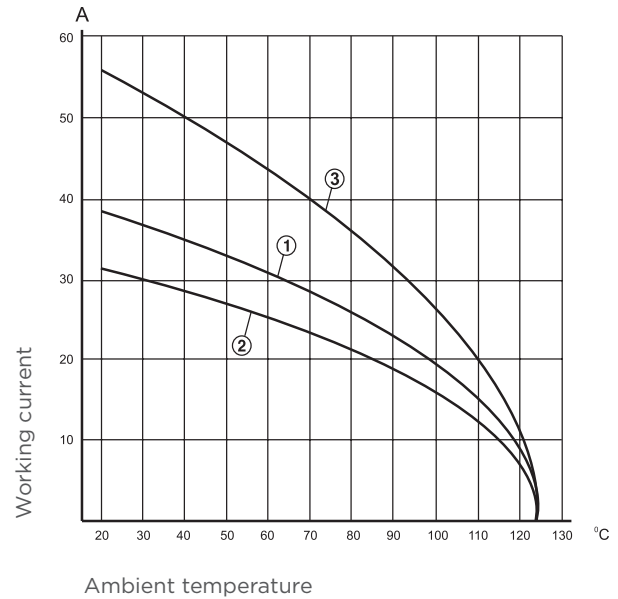
The current carrying is limited by maximum temperature of materials for inserts and contacts including terminals. Control and test procedures according to DIN IEC 60512-3.

INSERTS

Working current40A max
 (See current carrying capacity)
 Working voltage
 Cable ø up to 5mm..... 690V
 Cable ø up to 7.5mm..... 500V
 Test voltage urms 6KV
 Pollution degree 3
 Insulation resistance $\geq 10^{10}\Omega$
 Material Polycarbonate
 Temperature range -40°C... +125°C
 Flammability acc. to UL94 V0
 Working voltage acc. to UL/CSA 600V
 Mechanical working life-mating cycles ≥ 500

CONTACTS

MaterialCopper alloy
 SurfaceHard silver-plated
 Contact resistance $\leq 0.3m\Omega$
 Terminal Crimp terminal
 - mm²1.0-6mm²
 - AWG18-10




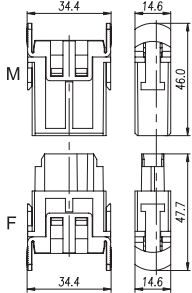
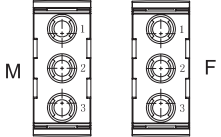
- 1 H24B hood/housing with 6 modules;
wire gauge: 6.0mm²
- 2 H24B hood/housing with 6 modules;
wire gauge: 4.0mm²
- 3 H24B hood/housing with 6 modules;
wire gauge: 10.0mm²

HMN-003 module inserts




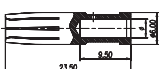
CRIMP TERMINAL

690V MAX. 40A

3 Poles

| Dimensions (mm) | | Type | Part Number | |
|---|---|-----------|-----------------|-----------------|
| | | | Male insert | Female insert |
| Crimp terminal | Size chart | | | |
|  |  | HMN-003-M | T2111032101-000 | |
| | | HMN-003-F | | T2111032201-000 |
| Contact arrangement view from termination side |  | | | |

40A Contact

| Tech data | 40A Male crimp contacts | Wire gauge | | Stripping length | Crimp contacts, silver-plated | |
|--|---|---|---|------------------|-------------------------------|-----------------|
| | | mm ² | AWG | | Type | Part Number |
| Material: copper alloy Contact resistance: ≤0.3mΩ Terminal: crimp connection CMM/Male  |  | 1.5 | 16 | 8.0 | CMM-1.5 | T2040001015-000 |
| | | 2.5 | 14 | 8.0 | CMM-2.5 | T2040001025-000 |
| | | 4.0 | 12 | 8.0 | CMM-4.0 | T2040001040-000 |
| | | 6.0 | 10 | 8.0 | CMM-6.0 | T2040001060-000 |
| | | 10 | 7 | 8.0 | CMM-10 | T2040001100-000 |
| | | CMF/Female  | 40A Female crimp contacts  | 1.5 | 16 | 8.0 |
| 2.5 | 14 | | | 8.0 | CMF-2.5 | T2040002025-000 |
| 4.0 | 12 | | | 8.0 | CMF-4.0 | T2040002040-000 |
| 6.0 | 10 | | | 8.0 | CMF-6.0 | T2040002060-000 |
| 10 | 7 | | | 8.0 | CMF-10 | T2040002100-000 |

40A/4 Poles module technical characteristics

SpecificationsDIN EN 60 664-1
 DIN EN 61 984
 Number of contacts4 poles

INSERTS

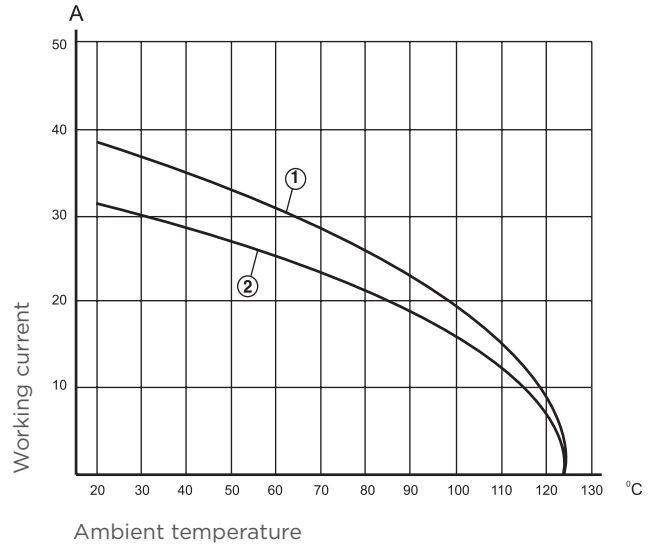
Working current40A max
 (See current carrying capacity)
 Working voltage
 Cable ø up to 5mm.....830V
 Cable ø up to 7.5mm..... 500V
 Test voltage urms8KV
 Pollution degree 3
 Insulation resistance $\geq 10^{10}\Omega$
 Material Polycarbonate
 Temperature range -40°C... +125°C
 Flammability acc. to UL94 V0
 Working voltage acc. to UL/CSA 600V
 Mechanical working life-mating cycles ≥ 500

CONTACTS

MaterialCopper alloy
 SurfaceHard silver-plated
 Contact resistance $\leq 0.3m\Omega$
 Terminal Crimp terminal
 - mm²1.0-6mm²
 - AWG18-10

CURRENT CARRYING CAPACITY

The current carrying is limited by maximum temperature of materials for inserts and contacts including terminals. Control and test procedures according to DIN IEC 60512-3.




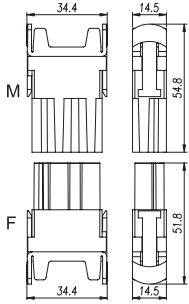
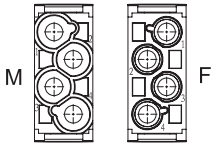
- 1 H24B hood/housing with 6 modules;
wire gauge: 6.0mm²
- 2 H24B hood/housing with 6 modules;
wire gauge: 4.0mm²

HMN-004 module inserts




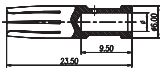
CRIMP TERMINAL

830V MAX. 40A

4 Poles

| Dimensions (mm) | | Type | Part Number | |
|---|---|-----------|-----------------|-----------------|
| | | | Male insert | Female insert |
| Crimp terminal | Size chart | | | |
|  |  | HMN-004-M | T2111042101-000 | |
| | | HMN-004-F | | T2111042201-000 |
| Contact arrangement view from termination side |  | | | |

40A Contact

| Tech data | 40A Male crimp contacts | Wire gauge | | Stripping length | Crimp contacts, silver-plated | |
|---|---|--|---|------------------|-------------------------------|-----------------|
| | | mm ² | AWG | | Type | Part Number |
| Material: copper alloy Contact resistance: ≤0.3mΩ Terminal: crimp connection CMM/Male  |  | 1.5 | 16 | 8.0 | CMM-1.5 | T2040001015-000 |
| | | 2.5 | 14 | 8.0 | CMM-2.5 | T2040001025-000 |
| | | 4.0 | 12 | 8.0 | CMM-4.0 | T2040001040-000 |
| | | 6.0 | 10 | 8.0 | CMM-6.0 | T2040001060-000 |
| | | 10 | 7 | 8.0 | CMM-10 | T2040001100-000 |
| | | CMF/Female  |  | 1.5 | 16 | 8.0 |
| 2.5 | 14 | | | 8.0 | CMF-2.5 | T2040002025-000 |
| 4.0 | 12 | | | 8.0 | CMF-4.0 | T2040002040-000 |
| 6.0 | 10 | | | 8.0 | CMF-6.0 | T2040002060-000 |
| 10 | 7 | | | 8.0 | CMF-10 | T2040002100-000 |

16A/5 Poles module technical characteristics

| | |
|--------------------------|-----------------|
| Specifications | DIN EN 60 664-1 |
| | DIN EN 61 984 |
| Number of contacts | 5 poles |

INSERTS

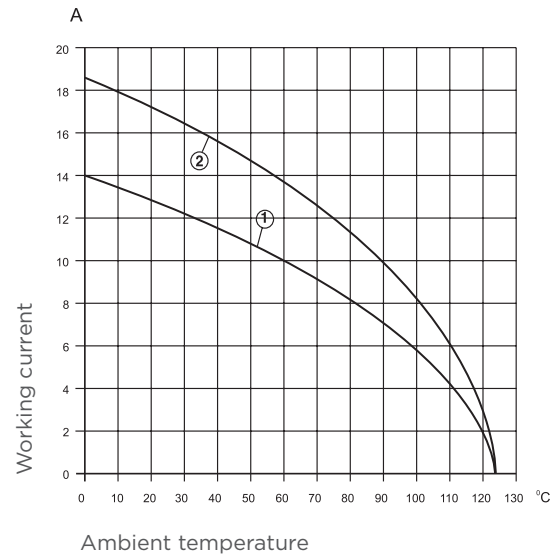
| | |
|---|----------------------|
| Working current | 16A max |
| (See current carrying capacity) | |
| Working voltage..... | 400V |
| Test voltage urms | 6KV |
| Pollution degree | 3 |
| Insulation resistance | $\geq 10^{10}\Omega$ |
| Material | Polycarbonate |
| Temperature range | -40°C... +125°C |
| Flammability acc. to UL94 | V0 |
| Working voltage acc. to UL/CSA | 600V |
| Mechanical working life-mating cycles | ≥ 500 |

CONTACTS

| | |
|--------------------------|------------------------|
| Material | Copper alloy |
| Surface | Hard silver-plated |
| | Hard gold-plated |
| Contact resistance | $\leq 3m\Omega$ |
| Terminal | Spring terminal |
| - mm ² | 0.5-2.5mm ² |
| - AWG | 20-14 |

CURRENT CARRYING CAPACITY

The current carrying is limited by maximum temperature of materials for inserts and contacts including terminals. Control and test procedures according to DIN IEC 60512-3.




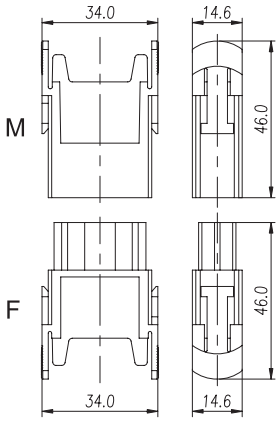
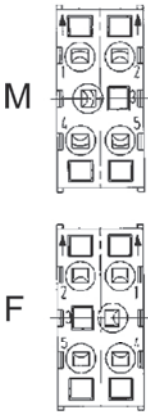
- 1 H24B hood/housing with 6 modules;
wire gauge: 2.5mm²
- 2 H24B hood/housing with 6 modules;
wire gauge: 1.5mm²

HMN-005 module inserts

SPRING TERMINAL

400V MAX. 16A

5 Poles

| Dimensions (mm) | | Type | Part Number | |
|--|---|------------|-----------------|-----------------|
| | | | Male insert | Female insert |
| Spring terminal | Size chart | | | |
|  |  | HMN-005-MS | T2110052101-000 | |
| | | HMN-005-FS | | T2110052201-000 |
| Contact arrangement view from termination side |  | | | |

16A/6 Poles module technical characteristics

| | |
|--------------------------|-----------------|
| Specifications | DIN EN 60 664-1 |
| | DIN EN 61 984 |
| Number of contacts | 6 poles |

INSERTS

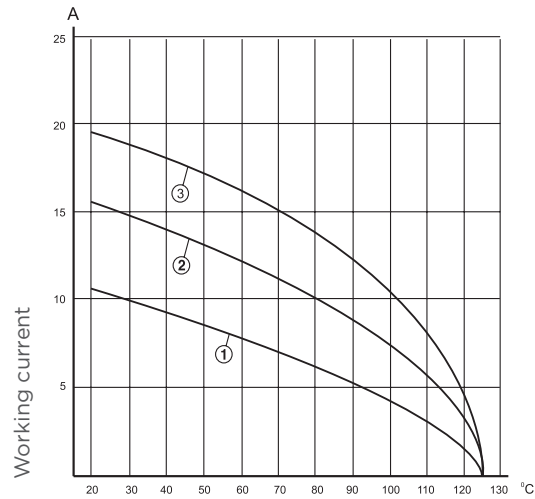
| | |
|---|--|
| Working current | 16A max (See current carrying capacity) |
| Working voltage..... | 500/830V |
| Test voltage urms | |
| HMN-006-M/F..... | 6KV |
| HMN-006-PM/F..... | 8KV |
| Pollution degree | 3 |
| Insulation resistance | $\geq 10^{10}\Omega$ |
| Material | Polycarbonate |
| Temperature range | -40°C... +125°C |
| Flammability acc. to UL94 | V0 |
| Working voltage acc. to UL/CSA | 600V |
| Mechanical working life-mating cycles | ≥ 500 |

CONTACTS

| | |
|--------------------------|--|
| Material | Copper alloy |
| Surface | Hard silver-plated Hard gold-plated |
| Contact resistance | $\leq 1m\Omega$ |
| Terminal | Crimp terminal |
| - mm ² | 0.14-4.0mm ² |
| - AWG | 26-12 |

CURRENT CARRYING CAPACITY

The current carrying is limited by maximum temperature of materials for inserts and contacts including terminals. Control and test procedures according to DIN IEC 60512-3.




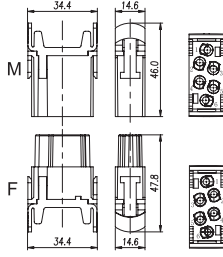

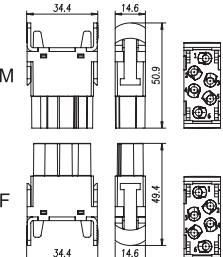
Ambient temperature

- 1 H24B hood/housing with 6 modules;
wire gauge: 1.5mm²
- 2 H24B hood/housing with 6 modules;
wire gauge: 2.5mm²
- 2 H24B hood/housing with 6 modules;
wire gauge: 4mm²


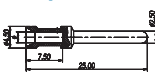

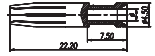
HMN-006 module inserts

CRIMP TERMINAL

6 Poles

| Dimensions (mm) | | Type | Part Number | |
|---|--|------------|-----------------|-----------------|
| | | | Male insert | Female insert |
| Crimp terminal | Contact arrangement view from termination side | | | |
| 500V max. 16A  |  | HMN-006-M | T2111062101-000 | |
| | | HMN-006-F | | T2111062201-000 |
| 830V Max. 16A  |  | HMN-006-PM | T2111063101-000 | |
| | | HMN-006-PF | | T2111063201-000 |

16A Contact

| Tech data Material: copper alloy Contact resistance: $\leq 1\text{m}\Omega$ Terminal: crimp connection CEM/Male  | 16A Male crimp contacts  | Wire gauge | | Strip-ping length mm | Crimp contacts, silver-plated | | Crimp contacts, gold-plated | |
|---|--|---|--|-------------------------|-------------------------------|-----------------|-----------------------------|-----------------|
| | | mm ² | AWG | | Type | Part Number | Type | Part Number |
| | | 0.14-0.37 | 26-22 | 7.5 | CEM-0.3 | T2030001002-000 | DEM-0.3 | T2030011002-000 |
| | | 0.5 | 20 | 7.5 | CEM-0.5 | T2030001005-000 | DEM-0.5 | T2030011005-000 |
| | | 0.75 | 18 | 7.5 | CEM-0.75 | T2030001008-000 | DEM-0.75 | T2030011008-000 |
| | | 1.0 | 18 | 7.5 | CEM-1.0 | T2030001010-000 | DEM-1.0 | T2030011010-000 |
| | | 1.5 | 16 | 7.5 | CEM-1.5 | T2030001015-000 | DEM-1.5 | T2030011015-000 |
| | | 2.5 | 14 | 7.5 | CEM-2.5 | T2030001025-000 | DEM-2.5 | T2030011025-000 |
| | | 4.0 | 12 | 7.5 | CEM-4.0 | T2030001040-000 | DEM-4.0 | T2030011040-000 |
| | | CEF/Female  | 16A Female crimp contacts  | 0.14-0.37 | 26-22 | 7.5 | CEF-0.3 | T2030002002-000 |
| 0.5 | 20 | | | 7.5 | CEF-0.5 | T2030002005-000 | DEF-0.5 | T2030012005-000 |
| 0.75 | 18 | | | 7.5 | CEF-0.75 | T2030002008-000 | DEF-0.75 | T2030012008-000 |
| 1.0 | 18 | | | 7.5 | CEF-1.0 | T2030002010-000 | DEF-1.0 | T2030012010-000 |
| 1.5 | 16 | | | 7.5 | CEF-1.5 | T2030002015-000 | DEF-1.5 | T2030012015-000 |
| 2.5 | 14 | | | 7.5 | CEF-2.5 | T2030002025-000 | DEF-2.5 | T2030012025-000 |
| 4.0 | 12 | | | 7.5 | CEF-4.0 | T2030002040-000 | DEF-4.0 | T2030012040-000 |

16A/8 Poles module technical characteristics

| | |
|--------------------------|-----------------|
| Specifications | DIN EN 60 664-1 |
| | DIN EN 61 984 |
| Number of contacts | 8 poles |

INSERTS

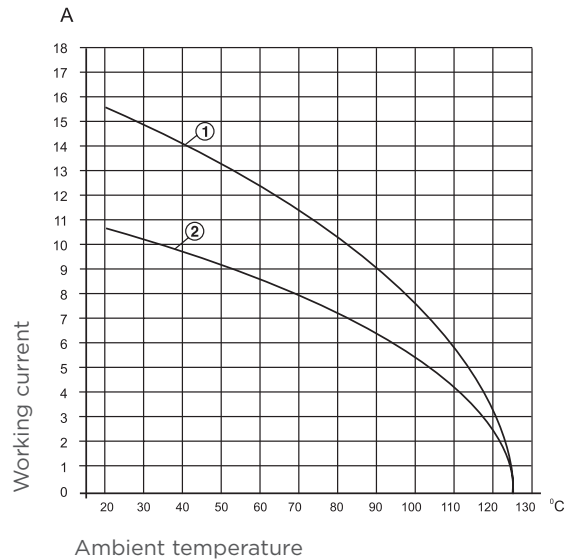
| | |
|---|----------------------|
| Working current | 16A max |
| (See current carrying capacity) | |
| Working voltage..... | 400V |
| Test voltage urms | 6KV |
| Pollution degree | 3 |
| Insulation resistance | $\geq 10^{10}\Omega$ |
| Material | Polycarbonate |
| Temperature range | -40°C... +125°C |
| Flammability acc. to UL94 | V0 |
| Working voltage acc. to UL/CSA | 600V |
| Mechanical working life-mating cycles | ≥ 500 |

CONTACTS

| | |
|--------------------------|-------------------------|
| Material | Copper alloy |
| Surface | Hard silver-plated |
| | Hard gold-plated |
| Contact resistance | $\leq 1m\Omega$ |
| Terminal | Crimp terminal |
| - mm ² | 0.14-4.0mm ² |
| - AWG | 26-12 |

CURRENT CARRYING CAPACITY

The current carrying is limited by maximum temperature of materials for inserts and contacts including terminals. Control and test procedures according to DIN IEC 60512-3.




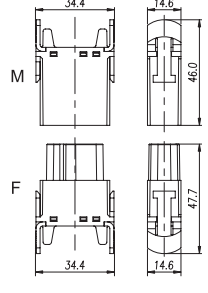

- 1 H24B hood/housing with 6 modules;
wire gauge: 2.5mm²
- 2 H24B hood/housing with 6 modules;
wire gauge: 1.5mm²

HMN-008 module inserts


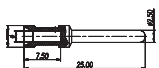

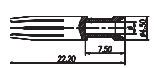
CRIMP TERMINAL

400V MAX. 16A

8 Poles

| Dimensions (mm) | | Type | Part Number | |
|---|---|-----------|-----------------|-----------------|
| | | | Male insert | Female insert |
| Crimp terminal (Order crimp contacts separately) | Size chart | | | |
|  |  | HMN-008-M | T2111082101-000 | |
| | | HMN-008-F | | T2111082201-000 |
| Contact arrangement view from termination side |  | | | |

16A Contact

| Tech data | 16A Male crimp contacts | Wire gauge | | Strip-ping length | Crimp contacts, silver-plated | | Crimp contacts, gold-plated | |
|--|---|---|---|-------------------|-------------------------------|-----------------|-----------------------------|-----------------|
| | | mm ² | AWG | | Type | Part Number | Type | Part Number |
| Material: copper alloy Contact resistance: ≤1mΩ Terminal: crimp connection CEM/Male  |  | 0.14-0.37 | 26-22 | 7.5 | CEM-0.3 | T2030001002-000 | DEM-0.3 | T2030011002-000 |
| | | 0.5 | 20 | 7.5 | CEM-0.5 | T2030001005-000 | DEM-0.5 | T2030011005-000 |
| | | 0.75 | 18 | 7.5 | CEM-0.75 | T2030001008-000 | DEM-0.75 | T2030011008-000 |
| | | 1.0 | 18 | 7.5 | CEM-1.0 | T2030001010-000 | DEM-1.0 | T2030011010-000 |
| | | 1.5 | 16 | 7.5 | CEM-1.5 | T2030001015-000 | DEM-1.5 | T2030011015-000 |
| | | 2.5 | 14 | 7.5 | CEM-2.5 | T2030001025-000 | DEM-2.5 | T2030011025-000 |
| | | 4.0 | 12 | 7.5 | CEM-4.0 | T2030001040-000 | DEM-4.0 | T2030011040-000 |
| | | CEF/Female  |  | 0.14-0.37 | 26-22 | 7.5 | CEF-0.3 | T2030002002-000 |
| 0.5 | 20 | | | 7.5 | CEF-0.5 | T2030002005-000 | DEF-0.5 | T2030012005-000 |
| 0.75 | 18 | | | 7.5 | CEF-0.75 | T2030002008-000 | DEF-0.75 | T2030012008-000 |
| 1.0 | 18 | | | 7.5 | CEF-1.0 | T2030002010-000 | DEF-1.0 | T2030012010-000 |
| 1.5 | 16 | | | 7.5 | CEF-1.5 | T2030002015-000 | DEF-1.5 | T2030012015-000 |
| 2.5 | 14 | | | 7.5 | CEF-2.5 | T2030002025-000 | DEF-2.5 | T2030012025-000 |
| 4.0 | 12 | | | 7.5 | CEF-4.0 | T2030002040-000 | DEF-4.0 | T2030012040-000 |



10A/12 Poles module technical characteristics

| | |
|--------------------------|-----------------|
| Specifications | DIN EN 60 664-1 |
| | DIN EN 61 984 |
| Number of contacts | 12 poles |

INSERTS

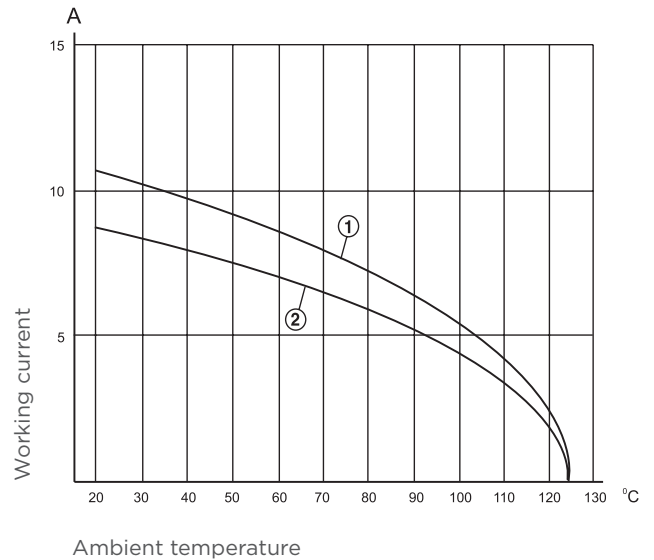
| | |
|---|----------------------|
| Working current | 10A max |
| (See current carrying capacity) | |
| Working voltage..... | 250V |
| Test voltage urms | 4KV |
| Pollution degree | 3 |
| Insulation resistance | $\geq 10^{10}\Omega$ |
| Material | Polycarbonate |
| Temperature range | -40°C... +125°C |
| Flammability acc. to UL94 | V0 |
| Working voltage acc. to UL/CSA | 600V |
| Mechanical working life-mating cycles | ≥ 500 |

CONTACTS

| | |
|--------------------------|-------------------------|
| Material | Copper alloy |
| Surface | Hard silver-plated |
| | Hard gold-plated |
| Contact resistance | $\leq 3m\Omega$ |
| Terminal | Crimp terminal |
| - mm ² | 0.14-2.5mm ² |
| - AWG | 26-14 |

CURRENT CARRYING CAPACITY

The current carrying is limited by maximum temperature of materials for inserts and contacts including terminals. Control and test procedures according to DIN IEC 60512-3.




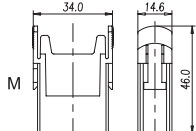

- 1 H24B hood/housing with 6 modules; wire gauge: 1.5mm²
- 2 H24B hood/housing with 6 modules; wire gauge: 1.0mm²

HMN-012 module inserts


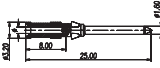

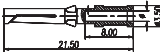
CRIMP TERMINAL

250V MAX. 10A

12 Poles

| Dimensions (mm) | | Type | Part Number | |
|---|---|-----------|-----------------|-----------------|
| | | | Male insert | Female insert |
| Crimp terminal (Order crimp contacts separately) | Size chart | | | |
|  |  | HMN-012-M | T2111122101-000 | |
| | | HMN-012-F | | T2111122201-000 |
| Contact arrangement view from termination side |  | | | |

10A Contact

| Tech data | 10A Male crimp contacts | Wire gauge | | Strip-ping length | Crimp contacts, silver-plated | | Crimp contacts, gold-plated | |
|---|---|--|---|-------------------|-------------------------------|-----------------|-----------------------------|-----------------|
| | | mm ² | AWG | | Type | Part Number | Type | Part Number |
| Material: copper alloy Contact resistance: ≤3mΩ Terminal: crimp connection CDM/Male  |  | 0.14-0.37 | 26-22 | 8.0 | CDM-0.14 | T2020001002-000 | DDM-0.14 | T2020011002-000 |
| | | 0.5 | 20 | 8.0 | CDM-0.5 | T2020001005-000 | DDM-0.5 | T2020011005-000 |
| | | 0.75 | 18 | 8.0 | CDM-0.75 | T2020001008-000 | DDM-0.75 | T2020011008-000 |
| | | 1.0 | 18 | 8.0 | CDM-1.0 | T2020001010-000 | DDM-1.0 | T2020011010-000 |
| | | 1.5 | 16 | 8.0 | CDM-1.5 | T2020001015-000 | DDM-1.5 | T2020011015-000 |
| | | 2.5 | 14 | 6.0 | CDM-2.5 | T2020001025-000 | DDM-2.5 | T2020011025-000 |
| | | CDF/Female  |  | 0.14-0.37 | 26-22 | 8.0 | CDF-0.14 | T2020002002-000 |
| 0.5 | 20 | | | 8.0 | CDF-0.5 | T2020002005-000 | DDF-0.5 | T2020012005-000 |
| 0.75 | 18 | | | 8.0 | CDF-0.75 | T2020002008-000 | DDF-0.75 | T2020012008-000 |
| 1.0 | 18 | | | 8.0 | CDF-1.0 | T2020002010-000 | DDF-1.0 | T2020012010-000 |
| 1.5 | 16 | | | 8.0 | CDF-1.5 | T2020002015-000 | DDF-1.5 | T2020012015-000 |
| 2.5 | 14 | | | 6.0 | CDF-2.5 | T2020002025-000 | DDF-2.5 | T2020012025-000 |

10A/17 Poles module technical characteristics

SpecificationsDIN EN 60 664-1
 DIN EN 61 984
 Number of contacts17 poles

INSERTS

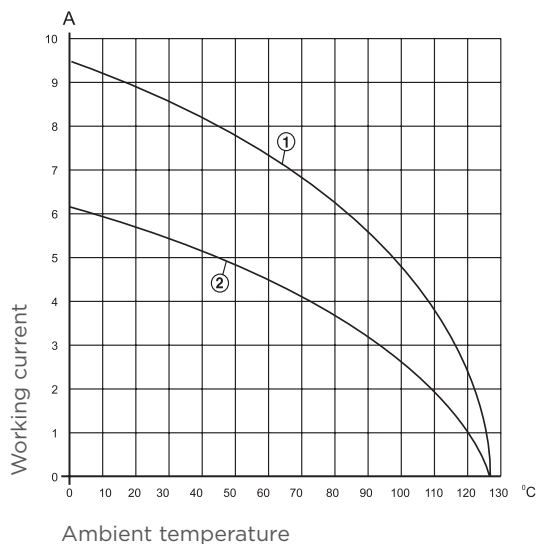
Working current10A max
 (See current carrying capacity)
 Working voltage.....160V
 Test voltage urms2.5KV
 Pollution degree 3
 Pollution degree acc. to TUV..... 2
 Insulation resistance $\geq 10^{10}\Omega$
 Material Polycarbonate
 Temperature range -40°C... +125°C
 Flammability acc. to UL94 V0
 Working voltage acc. to UL/CSA 600V
 Mechanical working life-mating cycles ≥ 500

CONTACTS

MaterialCopper alloy
 SurfaceHard silver-plated
Hard gold-plated
 Contact resistance $\leq 3m\Omega$
 Terminal Crimp terminal
 - mm² 0.14-2.5mm²
 - AWG26-14

CURRENT CARRYING CAPACITY

The current carrying is limited by maximum temperature of materials for inserts and contacts including terminals. Control and test procedures according to DIN IEC 60512-3.




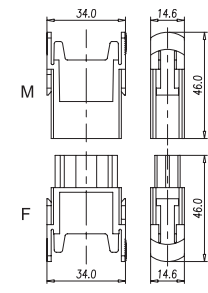

- 1 H24B hood/housing with 6 modules; wire gauge: 1.5mm²
- 2 H24B hood/housing with 6 modules; wire gauge: 1.0mm²

HMN-017 module inserts


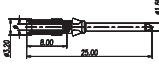

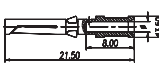
CRIMP TERMINAL

160V MAX. 10A

17 Poles

| Dimensions (mm) | | Type | Part Number | |
|---|---|-----------|-----------------|-----------------|
| | | | Male insert | Female insert |
| Crimp terminal (Order crimp contacts separately) | Size chart | | | |
|  |  | HMN-017-M | T2111172101-000 | |
| | | HMN-017-F | | T2111172201-000 |
| Contact arrangement view from termination side |  | | | |

10A Contact

| Tech data Material: copper alloy Contact resistance: $\leq 3m\Omega$ Terminal: crimp connection CDM/Male  | 10A Male crimp contacts  | Wire gauge | | Strip-ping length | Crimp contacts, silver-plated | | Crimp contacts, gold-plated | |
|--|--|---|--|-------------------|-------------------------------|-----------------|-----------------------------|-----------------|
| | | mm ² | AWG | | mm | Type | Part Number | Type |
| | | 0.14-0.37 | 26-22 | 8.0 | CDM-0.14 | T2020001002-000 | DDM-0.14 | T2020011002-000 |
| | | 0.5 | 20 | 8.0 | CDM-0.5 | T2020001005-000 | DDM-0.5 | T2020011005-000 |
| | | 0.75 | 18 | 8.0 | CDM-0.75 | T2020001008-000 | DDM-0.75 | T2020011008-000 |
| | | 1.0 | 18 | 8.0 | CDM-1.0 | T2020001010-000 | DDM-1.0 | T2020011010-000 |
| | | 1.5 | 16 | 8.0 | CDM-1.5 | T2020001015-000 | DDM-1.5 | T2020011015-000 |
| | | 2.5 | 14 | 6.0 | CDM-2.5 | T2020001025-000 | DDM-2.5 | T2020011025-000 |
| | | CDF/Female  | 10A Female crimp contacts  | 0.14-0.37 | 26-22 | 8.0 | CDF-0.14 | T2020002002-000 |
| 0.5 | 20 | | | 8.0 | CDF-0.5 | T2020002005-000 | DDF-0.5 | T2020012005-000 |
| 0.75 | 18 | | | 8.0 | CDF-0.75 | T2020002008-000 | DDF-0.75 | T2020012008-000 |
| 1.0 | 18 | | | 8.0 | CDF-1.0 | T2020002010-000 | DDF-1.0 | T2020012010-000 |
| 1.5 | 16 | | | 8.0 | CDF-1.5 | T2020002015-000 | DDF-1.5 | T2020012015-000 |
| 2.5 | 14 | | | 6.0 | CDF-2.5 | T2020002025-000 | DDF-2.5 | T2020012025-000 |

16A/20 Poles module technical characteristics

| | |
|--------------------------|-----------------|
| Specifications | DIN EN 60 664-1 |
| | DIN EN 61 984 |
| Number of contacts | 20 poles |

INSERTS

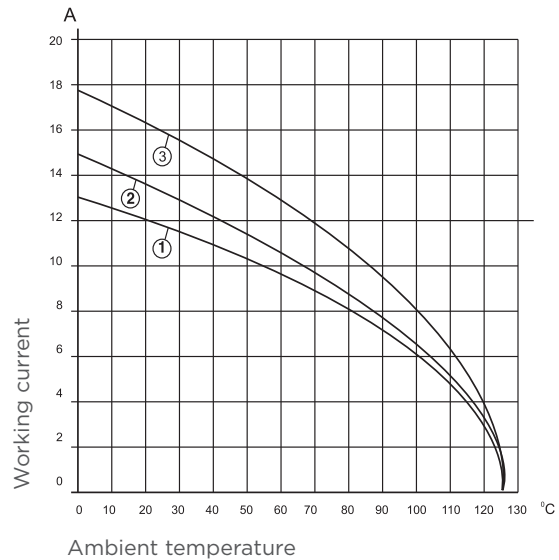
| | |
|---|----------------------|
| Working current | 16A max |
| (See current carrying capacity) | |
| Working voltage..... | 500V |
| Test voltage urms | 6KV |
| Pollution degree | 3 |
| Insulation resistance | $\geq 10^{10}\Omega$ |
| Material | Polycarbonate |
| Temperature range | -40°C... +125°C |
| Flammability acc. to UL94 | V0 |
| Working voltage acc. to UL/CSA | 600V |
| Mechanical working life-mating cycles | ≥ 500 |

CONTACTS

| | |
|--------------------------|-------------------------|
| Material | Copper alloy |
| Surface | Hard silver-plated |
| | Hard gold-plated |
| Contact resistance | $\leq 1m\Omega$ |
| Terminal | Crimp terminal |
| - mm ² | 0.14-4.0mm ² |
| - AWG | 26-12 |

CURRENT CARRYING CAPACITY

The current carrying is limited by maximum temperature of materials for inserts and contacts including terminals. Control and test procedures according to DIN IEC 60512-3.




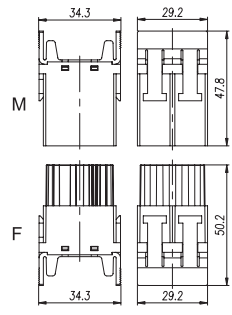
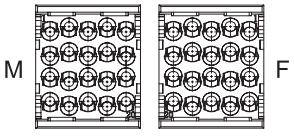
- 1 H24B hood/housing with 3 modules; wire gauge: 1.5mm²
- 2 H24B hood/housing with 3 modules; wire gauge: 2.5mm²
- 3 H24B hood/housing with 3 modules; wire gauge: 4mm²

HMN-020 module inserts


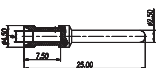

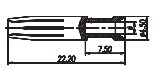
CRIMP TERMINAL

500V MAX. 16A

20 Poles

| Dimensions (mm) | | Type | Part Number | |
|---|---|-----------|-----------------|-----------------|
| | | | Male insert | Female insert |
| Crimp terminal (Order crimp contacts separately) | Size chart | | | |
|  |  | HMN-020-M | T2111202101-000 | |
| | | HMN-020-F | | T2111202201-000 |
| Contact arrangement view from termination side |  | | | |

16A Contact

| Tech data | 16A Male crimp contacts | Wire gauge | | Strip-ping length | Crimp contacts, silver-plated | | Crimp contacts, gold-plated | |
|--|---|-----------------|-------|-------------------|-------------------------------|-----------------|-----------------------------|-----------------|
| | | mm ² | AWG | | Type | Part Number | Type | Part Number |
| Material: copper alloy Contact resistance: ≤1mΩ Terminal: crimp connection CEM/Male  |  | 0.14-0.37 | 26-22 | 7.5 | CEM-0.3 | T2030001002-000 | DEM-0.3 | T2030011002-000 |
| | | 0.5 | 20 | 7.5 | CEM-0.5 | T2030001005-000 | DEM-0.5 | T2030011005-000 |
| | | 0.75 | 18 | 7.5 | CEM-0.75 | T2030001008-000 | DEM-0.75 | T2030011008-000 |
| | | 1.0 | 18 | 7.5 | CEM-1.0 | T2030001010-000 | DEM-1.0 | T2030011010-000 |
| | | 1.5 | 16 | 7.5 | CEM-1.5 | T2030001015-000 | DEM-1.5 | T2030011015-000 |
| | | 2.5 | 14 | 7.5 | CEM-2.5 | T2030001025-000 | DEM-2.5 | T2030011025-000 |
| | | 4.0 | 12 | 7.5 | CEM-4.0 | T2030001040-000 | DEM-4.0 | T2030011040-000 |
| CEF/Female  |  | 0.14-0.37 | 26-22 | 7.5 | CEF-0.3 | T2030002002-000 | DEF-0.3 | T2030012002-000 |
| | | 0.5 | 20 | 7.5 | CEF-0.5 | T2030002005-000 | DEF-0.5 | T2030012005-000 |
| | | 0.75 | 18 | 7.5 | CEF-0.75 | T2030002008-000 | DEF-0.75 | T2030012008-000 |
| | | 1.0 | 18 | 7.5 | CEF-1.0 | T2030002010-000 | DEF-1.0 | T2030012010-000 |
| | | 1.5 | 16 | 7.5 | CEF-1.5 | T2030002015-000 | DEF-1.5 | T2030012015-000 |
| | | 2.5 | 14 | 7.5 | CEF-2.5 | T2030002025-000 | DEF-2.5 | T2030012025-000 |
| | | 4.0 | 12 | 7.5 | CEF-4.0 | T2030002040-000 | DEF-4.0 | T2030012040-000 |

5A/25 Poles module technical characteristics

SpecificationsDIN EN 60 664-1
 DIN EN 61 984
 Number of contacts25 poles

INSERTS

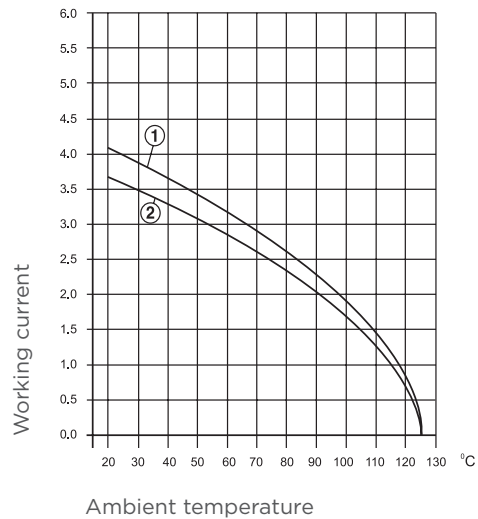
Working current 5A max
 (See current carrying capacity)
 Working voltage..... 50V
 Test voltage urms 0.8KV
 Pollution degree 3
 Insulation resistance $\geq 10^{10}\Omega$
 Material Polycarbonate
 Temperature range -40°C... +125°C
 Flammability acc. to UL94 V0
 Mechanical working life-mating cycles ≥ 500

CONTACTS

MaterialCopper alloy
 SurfaceHard silver-plated
Hard gold-plated
 Contact resistance $\leq 1m\Omega$
 Terminal Crimp terminal
 - mm²0.08-0.52mm²
 - AWG28-20

CURRENT CARRYING CAPACITY

The current carrying is limited by maximum temperature of materials for inserts and contacts including terminals. Control and test procedures according to DIN IEC 60512-3.



Turned contacts

1 H24B hood/housing with 6 modules;
 wire gauge: 0.5mm²

Stamped contacts


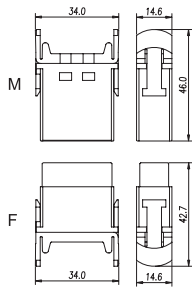
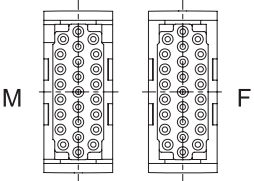
2 H24B hood/housing with 6 modules;
 wire gauge: 0.5mm²

HMN-025 module inserts

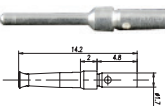
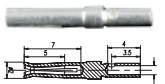
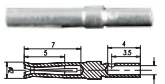
CRIMP TERMINAL

50V MAX. 5A

25 poles

| Dimensions (mm) | | Type | Part Number | |
|---|---|-----------|-----------------|-----------------|
| | | | Male insert | Female insert |
| Crimp terminal (Order crimp contacts separately) | Size chart | | | |
|  |  | HMN-025-M | T2111252101-000 | |
| | | HMN-025-F | | T2111252201-000 |
| Contact arrangement view from termination side |  | | | |

5A Contact

| Male |  | Wire gauge | | Strip-ping length | Crimp contacts, silver-plated | | Crimp contacts, gold-plated | |
|--------|---|-----------------|-------|-------------------|-------------------------------|-----------------|-----------------------------|-----------------|
| | | mm ² | AWG | | mm | Type | Part Number | Type |
| Female |  | 0.08-0.21 | 28-24 | 5.0 | CAM-08 | T2070001008-000 | DAM-08 | T2070011008-000 |
| | | 0.13-0.33 | 26-22 | 5.0 | CAM-13 | T2070001013-000 | DAM-13 | T2070011013-000 |
| | | 0.33-0.52 | 22-20 | 5.0 | CAM-33 | T2070001033-000 | DAM-33 | T2070011033-000 |
| Female |  | 0.08-0.21 | 28-24 | 5.0 | CAF-08 | T2070002008-000 | DAF-08 | T2070012008-000 |
| | | 0.13-0.33 | 26-22 | 5.0 | CAF-13 | T2070002013-000 | DAF-13 | T2070012013-000 |
| | | 0.33-0.52 | 22-20 | 5.0 | CAF-33 | T2070002033-000 | DAF-33 | T2070012033-000 |

D-Sub & RJ45 module technical characteristics

D-SUB MODULE TECHNICAL CHARACTERISTICS

SpecificationsDIN EN 60 664-1
..... DIN EN 61 984
Number of contacts9 poles

INSERTS

Working current5A max
(See current carrying capacity)
Working voltage..... 50V
Test voltage urms 0.8KV
Pollution degree 3
Insulation resistance $\geq 10^{10}\Omega$
Material Polycarbonate
Temperature range -40°C... +125°C
Flammability acc. to UL94V0
Mechanical working life-mating cycles ≥ 500

CONTACTS

MaterialCopper alloy
SurfaceHard silver-plated
.....Hard gold-plated
Contact resistance $\leq 1m\Omega$
Terminal Crimp terminal

RJ45 MODULE TECHNICAL CHARACTERISTICS

SpecificationsDIN EN 60 664-1
..... DIN EN 61 984
Number of contacts8 poles

INSERTS

Working current1A max
(See current carrying capacity)
Working voltage..... 50V
Test voltage urms 0.8KV
Pollution degree 3
Insulation resistance $\geq 10^{10}\Omega$
Material Polycarbonate
Temperature range -40°C... +85°C
Flammability acc. to UL94V0
Mechanical working life-mating cycles ≥ 500

MODULE WITH RJ45 TERMINAL


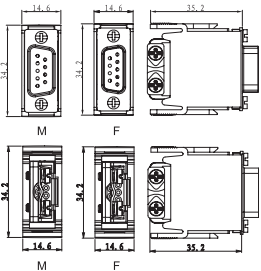


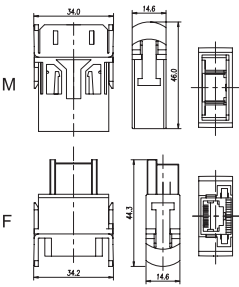


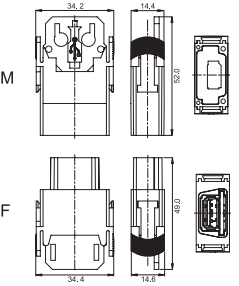

Material Polycarbonate
Temperature range..... -40°C... +70°C
Flammability acc. to UL94V0
Stranded wire diameter..... 0.89-0.99mm
Wire gauge AWG24-26

Material Polycarbonate
Temperature range..... -40°C... +70°C
Flammability acc. to UL94V0
Stranded wire diameter..... 0.94-1.07mm
Wire gaugeAWG22-24

D-Sub/RJ45/USB module inserts

CRIMP TERMINAL

9 Poles & 8 Poles & USB

| Dimensions (mm) | | Type | Part Number | |
|---|---|-------------|-----------------|-----------------|
| | | | Male insert | Female insert |
| Crimp terminal (Order crimp contacts separately) | Size chart | | | |
|  |  | HMN-009-M | T2111092101-000 | |
|  | | HMN-009-F | | T2111092201-000 |
|  |  | HMN-RJ45-MC | T2113000101-100 | |
|  | | HMN-RJ45-F | | T2113000201-000 |
|  |  | HMN-USB-M | T2114000101-000 | |
|  | | HMN-USB-F | | T2114000201-000 |

Quint module technical characteristics

SpecificationsDIN EN 60 664-1
..... DIN EN 61 984

CURRENT CARRYING CAPACITY

The current carrying is limited by maximum temperature of materials for inserts and contacts including terminals. Control and test procedures according to DIN IEC 60512-3.

INSERTS

Number of contacts 2
Insulation resistance $\geq 10^{10} \Omega$
Material Polycarbonate
Temperature range $-40^{\circ}\text{C} \dots +125^{\circ}\text{C}$
Flammability acc. to UL 94 V0
Mechanical working life-mating cycles..... ≥ 500

QUINT CONTACTS

Number of contacts
- Quint 1 + shielding
- Quint 4 + shielding
- High Density Quint 8 + shielding

Working current
- Quint 1..... 16A max
- Quint 4 10A max
- Quint 8 5A max
Working voltage..... 50V
Test voltage urms..... 0.8KV
Pollution degree 3
Quint 8 Pollution degree acc. to TUV 2
Insulation resistance $\geq 10^{10} \Omega$
Material Polycarbonate
Temperature range $-40^{\circ}\text{C} \dots +125^{\circ}\text{C}$
Flammability acc. to UL 94 V0
Mechanical working life-mating cycles..... ≥ 500


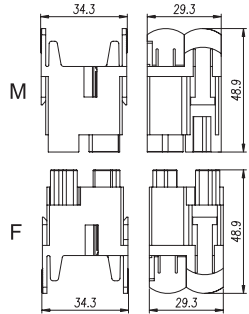
CONTACTS

Material Copper alloy
Surface Hard silver-plated
..... Hard gold-plated
Contact resistance..... $\leq 3\text{m}\Omega$
Terminal Crimp terminal
- mm^2
- Quint 1..... $0.14\text{-}4\text{mm}^2$
- Quint 4 $0.14\text{-}2.5\text{mm}^2$
- Quint 8 $0.08\text{-}0.52\text{mm}^2$
- AWG
- Quint 1..... 26-12
- Quint 4 26-14
- Quint 8 28-20

Quint module inserts


CRIMP TERMINAL

2 Poles

| Dimensions (mm) | | Type | Part Number | |
|---|---|----------|-----------------|-----------------|
| | | | Male insert | Female insert |
| Crimp terminal (Order crimp contacts separately) | Size chart | | | |
|  |  | HMN-Q1-M | T2111027101-000 | |
| | | HMN-Q1-F | | T2111027201-000 |
| | | HMN-Q2-M | T2111027101-001 | |
| | | HMN-Q2-F | | T2111027201-001 |
| | | HMN-Q3-M | T2111027101-002 | |
| | | HMN-Q3-F | | T2111027201-002 |


Quint 1-pos

For 16A crimp contacts

| | | | |
|---|----------|-----------------|-----------------|
|  | PIN-Q1-M | T2580011154-000 | |
| | PIN-Q1-F | | T2580012154-000 |


Quint 4-pos

For 10A crimp contacts

| | | | |
|---|----------|-----------------|-----------------|
|  | PIN-Q2-M | T2580031154-000 | |
| | PIN-Q2-F | | T2580032154-000 |


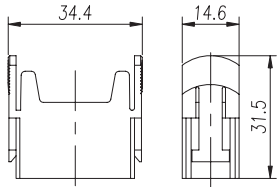
Quint 8-pos

For D-Sub crimp contacts

| | | | |
|---|----------|-----------------|-----------------|
|  | PIN-Q3-M | T2580081154-000 | |
| | PIN-Q3-F | | T2580082154-000 |

Dummy module inserts


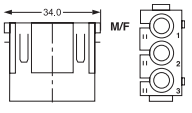
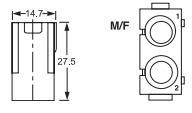
1

| Dimensions (mm) | | Type | Part Number | |
|---|---|--------|-----------------|---------------|
| | | | Male insert | Female insert |
| | Size chart | | | |
|  |  | HMN-DM | T3110009902-000 | |


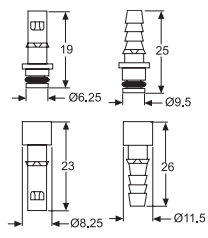
HMN-P2, P3 module for pneumatic contacts

PNEUMATIC CONTACTS, MODULAR UNITS, WITH 2 OR 3 SEATS


P2, P3

| Dimensions (mm) | | Type | Part Number | |
|---|---|---------|-----------------|---------------|
| | | | Male insert | Female insert |
| Contact arrangement view from termination side | | | | |
|  |  | HMN-PA3 | T2111032301-000 | |
| |  | HMN-PA2 | T2111022301-000 | |

Pneumatic contacts with or without closing valve

| | | | | |
|---|--|---|---|--|
|  |  | | | |
| <p>Male contacts without closing valve</p> <p>For tubes with internal \varnothing 1.6mm (For HMN P3 module)</p> <p>For tubes with internal \varnothing 3.0mm (For HMN P3 module)</p> <p>For tubes with internal \varnothing 4.0mm (For HMN P3 module)</p> <p>For tubes with internal \varnothing 6.0mm (For HMN P2 module)</p> | <p>Pneu-c-M1.6</p> <p>Pneu-c-M3.0</p> <p>Pneu-c-M4.0</p> <p>Pneu-c-M6.0</p> | <p>T2090002101-001</p> <p>T2090002101-002</p> <p>T2090002101-003</p> <p>T2090002101-004</p> | | |
| <p>Female contacts without closing valve</p> <p>For tubes with internal \varnothing 1.6mm (For HMN P3 module)</p> <p>For tubes with internal \varnothing 3.0mm (For HMN P3 module)</p> <p>For tubes with internal \varnothing 4.0mm (For HMN P3 module)</p> <p>For tubes with internal \varnothing 6.0mm (For HMN P2 module)</p> | <p>Pneu-c-F1.6</p> <p>Pneu-c-F3.0</p> <p>Pneu-c-F4.0</p> <p>Pneu-c-F6.0</p> | | <p>T2090002201-001</p> <p>T2090002201-002</p> <p>T2090002201-003</p> <p>T2090002201-004</p> | |
| <p>Female contacts with closing valve</p> <p>For tubes with internal \varnothing 1.6mm (For HMN P3 module)</p> <p>For tubes with internal \varnothing 3.0mm (For HMN P3 module)</p> <p>For tubes with internal \varnothing 4.0mm (For HMN P3 module)</p> <p>For tubes with internal \varnothing 6.0mm (For HMN P3 module)</p> | <p>Pneu-c-Fw1.6</p> <p>Pneu-c-Fw3.0</p> <p>Pneu-c-Fw4.0</p> <p>Pneu-c-Fw6.0</p> | | <p>T2090012201-001</p> <p>T2090012201-002</p> <p>T2090012201-003</p> <p>T2090012201-004</p> | |
| <p>Male contacts (use contacts without closing valve)</p> | | | | |

HK, HWK Series



1. Specifications

DIN VDE 0110 Concerning clearance and creepage distances

DIN VDE 0627 Connectors and plug devices

2. Standards

DIN EN 60 664-1

DIN EN 61 984

3. Approvals



RoHS

HK8/24 technical characteristics

| | |
|--------------------------|-----------------|
| Specifications | DIN EN 60 664-1 |
| | DIN EN 61 984 |
| Number of contacts | 8/24 + PE |

CURRENT CARRYING CAPACITY

The current carrying is limited by maximum temperature of materials for inserts and contacts including terminals. Control and test procedures according to DIN IEC 60512-3.

INSERTS

| | |
|---|----------------------|
| Rated current | |
| Power contact | 16A max |
| Signal contact..... | 10A max |
| Working voltage | |
| Power contact | |
| Conductor - ground | 230V |
| Conductor - conductor | 400V |
| Signal contact..... | 160V |
| Test voltage urms | |
| Power contact | 4KV |
| Signal contact..... | 2.5KV |
| Pollution degree | 2 |
| Insulation resistance | $\geq 10^{10}\Omega$ |
| Material | Polycarbonate |
| Temperature range | -40°C... +125°C |
| Flammability acc. to UL94 | V0 |
| Working voltage acc. to UL/CSA..... | 600V/300V |
| Mechanical working life-mating cycles | ≥ 500 |

CONTACTS

| | |
|--------------------------|-------------------------|
| Material | Copper alloy |
| Surface | Hard silver-plated |
| | Hard gold-plated |
| Contact resistance | $\leq 3m\Omega$ |
| Terminal | Crimp terminal |
| - mm ² | |
| Power contact | 0.15-4.0mm ² |
| Signal contact..... | 0.15-2.5mm ² |
| - AWG | |
| Powder contact | 26-12 |
| Signal contact..... | 26-14 |

HOODS, HOUSINGS


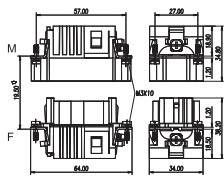
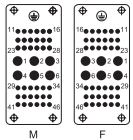
| | |
|--|------------------------------------|
| Material | Die cast aluminium |
| Surface | Powder-coated (RAL 7037) |
| Locking element..... | Stainless steel, steel-zinc plated |
| Temperature range | -40°C... +125°C |
| Degree of protection acc. to DIN40 050 | IP65 |

HK8/24 inserts


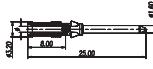

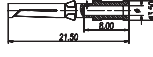
INSERTS FOR H10B HOOD/HOUSING

400V/160V MAX. 16A/10A


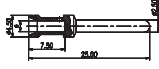

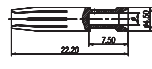
8/24+ ⊕

| Dimensions (mm) | Type | Part Number | |
|---|---|--------------|-----------------|
| | | Male insert | Female insert |
| Crimp terminal (Order crimp contacts separately) | | | |
|  |  | HK8/24-032-M | T2100322101-000 |
| | | HK8/24-032-F | T2100322201-000 |
| Contact arrangement view from termination side  | | | |

10A Contact


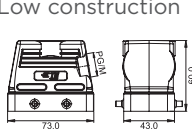



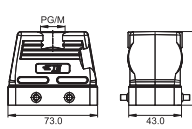

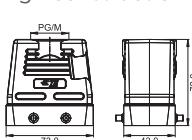

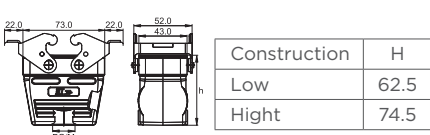

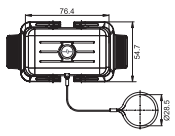

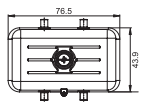
| Tech data Material: copper alloy Contact resistance: $\leq 3m\Omega$ Terminal: crimp connection CDM/Male  | 10A Male crimp contacts  | Wire gauge | | Strip- ping length | Crimp contacts, silver-plated | | Crimp contacts, gold-plated | |
|--|--|-----------------|-------|--------------------------|-------------------------------|-----------------|-----------------------------|-----------------|
| | | mm ² | AWG | | mm | Type | Part Number | Type |
| CDF/Female  | 10A Female crimp contacts  | 0.14-0.37 | 26-22 | 8.0 | CDM-0.14 | T2020001002-000 | DDM-0.14 | T2020011002-000 |
| | | 0.5 | 20 | 8.0 | CDM-0.5 | T2020001005-000 | DDM-0.5 | T2020011005-000 |
| | | 0.75 | 18 | 8.0 | CDM-0.75 | T2020001008-000 | DDM-0.75 | T2020011008-000 |
| | | 1.0 | 18 | 8.0 | CDM-1.0 | T2020001010-000 | DDM-1.0 | T2020011010-000 |
| | | 1.5 | 16 | 8.0 | CDM-1.5 | T2020001015-000 | DDM-1.5 | T2020011015-000 |
| | | 2.5 | 14 | 6.0 | CDM-2.5 | T2020001025-000 | DDM-2.5 | T2020011025-000 |
| | | 0.14-0.37 | 26-22 | 8.0 | CDF-0.14 | T2020002002-000 | DDF-0.14 | T2020012002-000 |
| | | 0.5 | 20 | 8.0 | CDF-0.5 | T2020002005-000 | DDF-0.5 | T2020012005-000 |
| | | 0.75 | 18 | 8.0 | CDF-0.75 | T2020002008-000 | DDF-0.75 | T2020012008-000 |
| | | 1.0 | 18 | 8.0 | CDF-1.0 | T2020002010-000 | DDF-1.0 | T2020012010-000 |
| | | 1.5 | 16 | 8.0 | CDF-1.5 | T2020002015-000 | DDF-1.5 | T2020012015-000 |
| | | 2.5 | 14 | 6.0 | CDF-2.5 | T2020002025-000 | DDF-2.5 | T2020012025-000 |

16A Contact

| Tech data Material: copper alloy Contact resistance: $\leq 1m\Omega$ Terminal: crimp connection CEM/Male  | 16A Male crimp contacts  | Wire gauge | | Strip- ping length | Crimp contacts, silver-plated | | Crimp contacts, gold-plated | |
|--|--|-----------------|-------|--------------------------|-------------------------------|-----------------|-----------------------------|-----------------|
| | | mm ² | AWG | | mm | Type | Part Number | Type |
| CEF/Female  | 16A Female crimp contacts  | 0.14-0.37 | 26-22 | 7.5 | CEM-0.3 | T2030001002-000 | DEM-0.3 | T2030011002-000 |
| | | 0.5 | 20 | 7.5 | CEM-0.5 | T2030001005-000 | DEM-0.5 | T2030011005-000 |
| | | 0.75 | 18 | 7.5 | CEM-0.75 | T2030001008-000 | DEM-0.75 | T2030011008-000 |
| | | 1.0 | 18 | 7.5 | CEM-1.0 | T2030001010-000 | DEM-1.0 | T2030011010-000 |
| | | 1.5 | 16 | 7.5 | CEM-1.5 | T2030001015-000 | DEM-1.5 | T2030011015-000 |
| | | 2.5 | 14 | 7.5 | CEM-2.5 | T2030001025-000 | DEM-2.5 | T2030011025-000 |
| | | 4.0 | 12 | 7.5 | CEM-4.0 | T2030001040-000 | DEM-4.0 | T2030011040-000 |
| | | 0.14-0.37 | 26-22 | 7.5 | CEF-0.3 | T2030002002-000 | DEF-0.3 | T2030012002-000 |
| | | 0.5 | 20 | 7.5 | CEF-0.5 | T2030002005-000 | DEF-0.5 | T2030012005-000 |
| | | 0.75 | 18 | 7.5 | CEF-0.75 | T2030002008-000 | DEF-0.75 | T2030012008-000 |
| | | 1.0 | 18 | 7.5 | CEF-1.0 | T2030002010-000 | DEF-1.0 | T2030012010-000 |
| | | 1.5 | 16 | 7.5 | CEF-1.5 | T2030002015-000 | DEF-1.5 | T2030012015-000 |
| | | 2.5 | 14 | 7.5 | CEF-2.5 | T2030002025-000 | DEF-2.5 | T2030012025-000 |
| | | 4.0 | 12 | 7.5 | CEF-4.0 | T2030002040-000 | DEF-4.0 | T2030012040-000 |


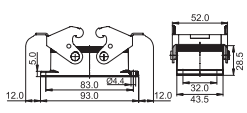

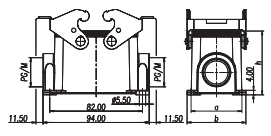

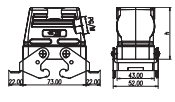

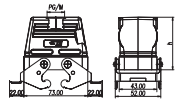


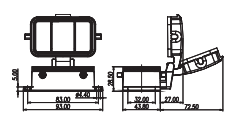
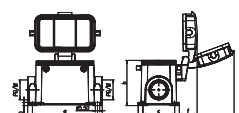
H10B with 2 levers on the hoods/housings

POWDER-COATED, RAL 7037

| Dimensions (mm) | Metr. | PG | Type | Part Number | | | | | | |
|---|-------------------|--------------|--|---|------|------|------------------------------|--------------------------|---|---|
| Hood: Side entry | | | | | | | | | | |
|   | M20 M25 | PG16 PG21 | H10B-TS-PG16 H10B-TS-PG21 H10B-TS-M20 H10B-TS-M25 | T1210100116-000 T1210100121-000 T1210100120-000 T1210100125-000 | | | | | | |
|   | M20 M25 M32 | PG21 PG29 | H10B-TSH-PG21 H10B-TSH-PG29 H10B-TSH-M20 H10B-TSH-M25 H10B-TSH-M32 | T1230100121-000 T1230100129-000 T1230100120-000 T1230100125-000 T1230100132-000 | | | | | | |
| Hood: Top entry | | | | | | | | | | |
|   | M20 M25 | PG16 PG21 | H10B-TG-PG16 H10B-TG-PG21 H10B-TG-M20 H10B-TG-M25 | T1220100116-000 T1220100121-000 T1220100120-000 T1220100125-000 | | | | | | |
|   | M20 M25 M32 | PG21 PG29 | H10B-TGH-PG21 H10B-TGH-PG29 H10B-TGH-M20 H10B-TGH-M25 H10B-TGH-M32 | T1240100121-000 T1240100129-000 T1240100120-000 T1240100125-000 T1240100132-000 | | | | | | |
| Cable-to-cable hood | | | | | | | | | | |
|   <table border="1" data-bbox="534 1361 750 1456"> <thead> <tr> <th>Construction</th> <th>H</th> </tr> </thead> <tbody> <tr> <td>Low</td> <td>62.5</td> </tr> <tr> <td>High</td> <td>74.5</td> </tr> </tbody> </table> | Construction | H | Low | 62.5 | High | 74.5 | M20 M25 M25 M32 | PG16 PG21 PG29 | H10B-TBFS-PG16 H10B-TBFS-M20 H10B-TBFS-M25 H10B-TBFHS-PG21 H10B-TBFHS-M25 H10B-TBFHS-M25 H10B-TBFHS-M32 | T1710101116-000 T1710101120-000 T1710101125-000 T1750101121-000 T1750101129-000 T1750101125-000 T1750101132-000 |
| Construction | H | | | | | | | | | |
| Low | 62.5 | | | | | | | | | |
| High | 74.5 | | | | | | | | | |
| Protection covers for hoods | | | | | | | | | | |
|   | | | H10B-KDTP | T1010101400-000 | | | | | | |
| Housing protection cover | | | | | | | | | | |
|   | | | H10B-KDBP | T1010102100-000 | | | | | | |


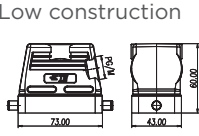

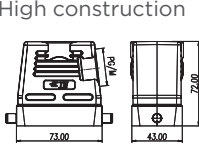

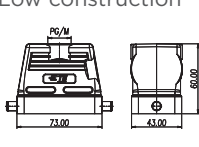

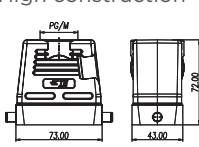

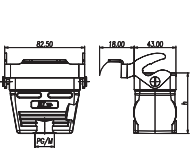

H10B with 2 levers on the hoods/housings

POWDER-COATED, RAL 7037

| Dimensions (mm) | Metr. | PG | Type | Part Number | | | | | | | | | | | | | | | | | | | | | | | | |
|---|--------------|----|----------|-----------------|------|----|---|------------------------------|--|--|----|----|---|--|--|--|------|----|----|----|----|----|----|----|---|--|--|---|
| Bulkhead mounted | | | | | | | | | | | | | | | | | | | | | | | | | | | | |
|   | | | H10B-AGS | T1410101000-000 | | | | | | | | | | | | | | | | | | | | | | | | |
| Surface mounted: Side entry | | | | | | | | | | | | | | | | | | | | | | | | | | | | |
|   <table border="1" data-bbox="311 851 670 952"> <thead> <tr> <th>Construction</th> <th>A</th> <th>B</th> <th>H</th> </tr> </thead> <tbody> <tr> <td>Low</td> <td>40</td> <td>52</td> <td>56</td> </tr> <tr> <td>High</td> <td>45</td> <td>57</td> <td>74</td> </tr> </tbody> </table> | Construction | A | B | H | Low | 40 | 52 | 56 | High | 45 | 57 | 74 | Low construction 1 Side entry M20 M25 2 Side entry M20 M25 High construction 1 Side entry M25 M32 2 Side entry M25 M32 | PG16 PG21 PG16 PG21 PG21 PG29 PG21 PG29 PG21 PG29 | H10B-SGRS-PG16 H10B-SGRS-PG21 H10B-SGRS-M20 H10B-SGRS-M25 H10B-SGRS-2PG16 H10B-SGRS-2PG21 H10B-SGRS-2M20 H10B-SGRS-2M25 H10B-SGRHS-PG21 H10B-SGRHS-PG29 H10B-SGRHS-M25 H10B-SGRHS-M32 H10B-SGRHS-2PG21 H10B-SGRHS-2PG29 H10B-SGRHS-2M25 H10B-SGRHS-2M32 | T1440101116-000 T1440101121-000 T1440101120-000 T1440101125-000 T1440101216-000 T1440101221-000 T1440101220-000 T1440101225-000 T1470101121-000 T1470101129-000 T1470101125-000 T1470101132-000 T1470101221-000 T1470101229-000 T1470101225-000 T1470101232-000 | | | | | | | | | | | | |
| Construction | A | B | H | | | | | | | | | | | | | | | | | | | | | | | | | |
| Low | 40 | 52 | 56 | | | | | | | | | | | | | | | | | | | | | | | | | |
| High | 45 | 57 | 74 | | | | | | | | | | | | | | | | | | | | | | | | | |
| Side entry housing with two levers | | | | | | | | | | | | | | | | | | | | | | | | | | | | |
|   <table border="1" data-bbox="311 1176 518 1265"> <thead> <tr> <th>Construction</th> <th>H</th> </tr> </thead> <tbody> <tr> <td>Low</td> <td>60</td> </tr> <tr> <td>High</td> <td>72</td> </tr> </tbody> </table> | Construction | H | Low | 60 | High | 72 | Low construction M20 M25 High construction M25 M32 | PG16 PG21 PG21 PG29 | H10B-TSBS-PG16 H10B-TSBS-PG21 H10B-TSBS-M20 H10B-TSBS-M25 H10B-TSBHS-PG21 H10B-TSBHS-PG29 H10B-TSBHS-M25 H10B-TSBHS-M32 | T1250103116-000 T1250103121-000 T1250103120-000 T1250103125-000 T1270103121-000 T1270103129-000 T1270103125-000 T1270103132-000 | | | | | | | | | | | | | | | | | | |
| Construction | H | | | | | | | | | | | | | | | | | | | | | | | | | | | |
| Low | 60 | | | | | | | | | | | | | | | | | | | | | | | | | | | |
| High | 72 | | | | | | | | | | | | | | | | | | | | | | | | | | | |
| Top entry housing with two levers | | | | | | | | | | | | | | | | | | | | | | | | | | | | |
|   <table border="1" data-bbox="311 1422 534 1523"> <thead> <tr> <th>Construction</th> <th>H</th> </tr> </thead> <tbody> <tr> <td>Low</td> <td>60</td> </tr> <tr> <td>High</td> <td>72</td> </tr> </tbody> </table> | Construction | H | Low | 60 | High | 72 | Low construction M20 M25 High construction M25 M32 | PG16 PG21 PG21 PG29 | H10B-TGBS-PG16 H10B-TGBS-PG21 H10B-TGBS-M20 H10B-TGBS-M25 H10B-TGBHS-PG21 H10B-TGBHS-PG29 H10B-TGBHS-M25 H10B-TGBHS-M32 | T1260103116-000 T1260103121-000 T1260103120-000 T1260103125-000 T1280103121-000 T1280103129-000 T1280103125-000 T1280103132-000 | | | | | | | | | | | | | | | | | | |
| Construction | H | | | | | | | | | | | | | | | | | | | | | | | | | | | |
| Low | 60 | | | | | | | | | | | | | | | | | | | | | | | | | | | |
| High | 72 | | | | | | | | | | | | | | | | | | | | | | | | | | | |
| Bulkhead mounted with 4 bolts | | | | | | | | | | | | | | | | | | | | | | | | | | | | |
|   <p>With protection cover</p>   <table border="1" data-bbox="311 1926 694 2016"> <thead> <tr> <th>Construction</th> <th>A</th> <th>B</th> <th>C</th> <th>D</th> <th>F</th> <th>G</th> <th>H</th> </tr> </thead> <tbody> <tr> <td>Low</td> <td>82</td> <td>94</td> <td>40</td> <td>52</td> <td>22</td> <td>67</td> <td>54</td> </tr> <tr> <td>High</td> <td>82</td> <td>94</td> <td>45</td> <td>57</td> <td>20</td> <td>65</td> <td>74</td> </tr> </tbody> </table> | Construction | A | B | C | D | F | G | H | Low | 82 | 94 | 40 | 52 | 22 | 67 | 54 | High | 82 | 94 | 45 | 57 | 20 | 65 | 74 | Low construction 1 Side entry M20 M25 2 Side entry M20 M25 High construction 1 Side entry M25 M32 2 Side entry M25 M32 | PG16 PG21 PG16 PG21 PG21 PG29 PG21 PG29 | H10B-AD-BO H10B-SDR-BO-PG16 H10B-SDR-BO-PG21 H10B-SDR-BO-M20 H10B-SDR-BO-M25 H10B-SDR-BO-2PG16 H10B-SDR-BO-2PG21 H10B-SDR-BO-2M20 H10B-SDR-BO-2M25 H10B-SDRH-BO-PG21 H10B-SDRH-BO-PG29 H10B-SDRH-BO-M25 H10B-SDRH-BO-M32 H10B-SDRH-BO-2PG21 H10B-SDRH-BO-2PG29 H10B-SDRH-BO-2M25 H10B-SDRH-BO-2M32 | T1430100000-000 T1460100116-000 T1460100121-000 T1460100120-000 T1460100125-000 T1460100216-000 T1460100221-000 T1460100220-000 T1460100225-000 T1490100121-000 T1490100129-000 T1490100125-000 T1490100132-000 T1490100221-000 T1490100229-000 T1490100225-000 T1490100232-000 |
| Construction | A | B | C | D | F | G | H | | | | | | | | | | | | | | | | | | | | | |
| Low | 82 | 94 | 40 | 52 | 22 | 67 | 54 | | | | | | | | | | | | | | | | | | | | | |
| High | 82 | 94 | 45 | 57 | 20 | 65 | 74 | | | | | | | | | | | | | | | | | | | | | |

H10B with 1 lever on the hoods/housings

POWDER-COATED, RAL 7037

| Dimensions (mm) | Metr. | PG | Type | Part Number | | | | | | |
|---|--|-------------------|--------------|--|------|------|------|------------------------------|--------------------------|---|
| Hood: Side entry | | | | | | | | | | |
|  |  | M20 M25 | PG16 PG21 | H10B-TS-RO-PG16 H10B-TS-RO-PG21 H10B-TS-RO-M20 H10B-TS-RO-M25 T1310100116-000 T1310100121-000 T1310100120-000 T1310100125-000 | | | | | | |
|  |  | M20 M25 M32 | PG21 PG29 | H10B-TSH-RO-PG21 H10B-TSH-RO-PG29 H10B-TSH-RO-M20 H10B-TSH-RO-M25 H10B-TSH-RO-M32 T1330100121-000 T1330100129-000 T1330100120-000 T1330100125-000 T1330100132-000 | | | | | | |
| Hood: Top entry | | | | | | | | | | |
|  |  | M20 M25 | PG16 PG21 | H10B-TG-RO-PG16 H10B-TG-RO-PG21 H10B-TG-RO-M20 H10B-TG-RO-M25 T1320100116-000 T1320100121-000 T1320100120-000 T1320100125-000 | | | | | | |
|  |  | M20 M25 M32 | PG21 PG29 | H10B-TGH-RO-PG21 H10B-TGH-RO-PG29 H10B-TGH-RO-M20 H10B-TGH-RO-M25 H10B-TGH-RO-M32 T1340100121-000 T1340100129-000 T1340100120-000 T1340100125-000 T1340100132-000 | | | | | | |
| Cable-to-cable hood | | | | | | | | | | |
|  |  <table border="1" data-bbox="534 1400 750 1500"> <thead> <tr> <th>Construction</th> <th>H</th> </tr> </thead> <tbody> <tr> <td>Low</td> <td>62.5</td> </tr> <tr> <td>High</td> <td>74.5</td> </tr> </tbody> </table> | Construction | H | Low | 62.5 | High | 74.5 | M20 M25 M25 M32 | PG16 PG21 PG29 | H10B-TBF-LB-PG16 H10B-TBF-LB-M20 H10B-TBF-LB-M25 H10B-TBFH-LB-PG21 H10B-TBFH-LB-PG29 H10B-TBFH-LB-M25 H10B-TBFH-LB-M32 T1730103116-000 T1730103120-000 T1730103125-000 T1770103121-000 T1770103129-000 T1770103125-000 T1770103132-000 |
| Construction | H | | | | | | | | | |
| Low | 62.5 | | | | | | | | | |
| High | 74.5 | | | | | | | | | |
| Protection covers for hoods | | | | | | | | | | |
|  | | | | H10B-KDTP-LB T1010101500-000 | | | | | | |

H10B with 1 lever on the hoods/housings

POWDER-COATED, RAL 7037

| Dimensions (mm) | | Metr. | PG | Type | Part Number | | | | | | | | | | | | |
|-----------------------------|---|--------------|----|---------------------------|------------------------------------|-----|----|----|----|------|----|----|----|---|--|--|--|
| Bulkhead mounted | | | | | | | | | | | | | | | | | |
| | | | | H10B-AG-LB | T1500103000-000 | | | | | | | | | | | | |
| | With protection cover | | | H10B-AD-LB H10B-ADM-LB | T1510103000-000 T1510103001-000 | | | | | | | | | | | | |
| Surface mounted: Side entry | | | | | | | | | | | | | | | | | |
| | <table border="1"> <thead> <tr> <th>Construction</th> <th>A</th> <th>B</th> <th>H</th> </tr> </thead> <tbody> <tr> <td>Low</td> <td>40</td> <td>52</td> <td>54</td> </tr> <tr> <td>High</td> <td>45</td> <td>57</td> <td>74</td> </tr> </tbody> </table> | Construction | A | B | H | Low | 40 | 52 | 54 | High | 45 | 57 | 74 | 1 Side entry Low construction M20 M25 2 Side entry M20 M25 High construction M25 M32 1 Side entry M25 M32 2 Side entry M25 M32 | PG16 PG21 PG16 PG21 PG21 PG29 PG21 PG29 PG21 PG29 | H10B-SGR-LB-PG16 H10B-SGR-LB-PG21 H10B-SGR-LB-M20 H10B-SGR-LB-M25 H10B-SGR-LB-2PG16 H10B-SGR-LB-2PG21 H10B-SGR-LB-2M20 H10B-SGR-LB-2M25 H10B-SGRH-LB-PG21 H10B-SGRH-LB-PG29 H10B-SGRH-LB-M25 H10B-SGRH-LB-M32 H10B-SGRH-LB-2PG21 H10B-SGRH-LB-2PG29 H10B-SGRH-LB-2M25 H10B-SGRH-LB-2M32 | T1610103116-000 T1610103121-000 T1610103120-000 T1610103125-000 T1610103216-000 T1610103221-000 T1610103220-000 T1610103225-000 T1650103121-000 T1650103129-000 T1650103125-000 T1650103132-000 T1650103221-000 T1650103229-000 T1650103225-000 T1650103232-000 |
| Construction | A | B | H | | | | | | | | | | | | | | |
| Low | 40 | 52 | 54 | | | | | | | | | | | | | | |
| High | 45 | 57 | 74 | | | | | | | | | | | | | | |
| | With protection cover <table border="1"> <thead> <tr> <th>Construction</th> <th>A</th> <th>B</th> <th>H</th> </tr> </thead> <tbody> <tr> <td>Low</td> <td>40</td> <td>52</td> <td>54</td> </tr> <tr> <td>High</td> <td>45</td> <td>57</td> <td>74</td> </tr> </tbody> </table> | Construction | A | B | H | Low | 40 | 52 | 54 | High | 45 | 57 | 74 | 1 Side entry Low construction M20 M25 2 Side entry M20 M25 High construction M25 M32 1 Side entry M25 M32 2 Side entry M25 M32 | PG16 PG21 PG16 PG21 PG21 PG29 PG21 PG29 | H10B-SDR-LB-PG16 H10B-SDR-LB-PG21 H10B-SDR-LB-M20 H10B-SDR-LB-M25 H10B-SDR-LB-2PG16 H10B-SDR-LB-2PG21 H10B-SDR-LB-2M20 H10B-SDR-LB-2M25 H10B-SDRH-LB-PG21 H10B-SDRH-LB-PG29 H10B-SDRH-LB-M25 H10B-SDRH-LB-M32 H10B-SDRH-LB-2PG21 H10B-SDRH-LB-2PG29 H10B-SDRH-LB-2M25 H10B-SDRH-LB-2M32 | T1620103116-000 T1620103121-000 T1620103120-000 T1620103125-000 T1620103216-000 T1620103221-000 T1620103220-000 T1620103225-000 T1660103121-000 T1660103129-000 T1660103125-000 T1660103132-000 T1660103221-000 T1660103229-000 T1660103225-000 T1660103232-000 |
| Construction | A | B | H | | | | | | | | | | | | | | |
| Low | 40 | 52 | 54 | | | | | | | | | | | | | | |
| High | 45 | 57 | 74 | | | | | | | | | | | | | | |

HIP.10/24, HIP-K.10/24, EMV-K.10/24 housings


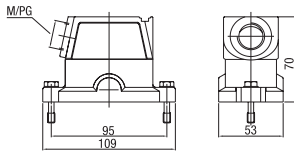

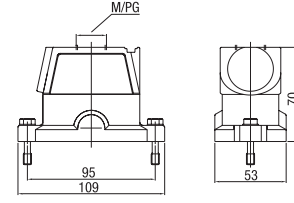

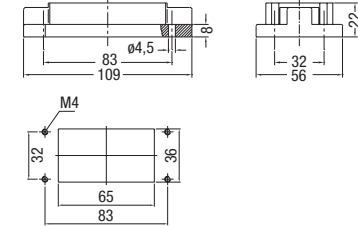
HIP: Pressure-tight, silver-grey

HIP-K: Housings corrosion-resistant, black, according to DIN IEC 68 T2-52 and ASTM B117-09 > 1000h

EMV-K: Protection against electro-magnetic interference, pressure-tight, housings corrosion-resistant, black

Pressure-tight up to 5 bar

IP 68 / IP 69 K

| Description | Metr. | PG | Type | Part Number | |
|---|---|------------|----------|---|---|
| Hood: Side entry, Standard construction | | | | | |
|  |  | M25 | 16 21 | HIP HIP.10/24.STS.1.16.G HIP.10/24.STS.1.21.G HIP.10/24.STS.1.M25.G HIP-K HIP-K.10/24.STS.1.21.G HIP-K.10/24.STS.1.M25.G HIP-K.10/24.STS.1.M32.G | 1-1102640-5 1-1102642-5 0-1106436-2 |
| | | M25 M32 | 21 | HIP-K HIP-K.10/24.STS.1.21.G HIP-K.10/24.STS.1.M25.G HIP-K.10/24.STS.1.M32.G | 2-1102642-5 0-1106436-4 0-1106436-6 |
| | | M25 M32 | 21 | EMV-K EMV-K.10/24.STS.1.21.G EMV-K.10/24.STS.1.M25.G EMV-K.10/24.STS.1.M32.G | 4-1102714-5 0-1106427-3 1-1106427-0 |
| Hood: Top entry | | | | | |
|  |  | M25 | 16 21 | HIP HIP.10/24.STO.1.16.G HIP.10/24.STO.1.21.G HIP.10/24.STO.1.M25.G | 1-1102644-5 1-1102646-5 0-1106436-1 |
| | | M25 M32 | 16 | HIP-K HIP-K.10/24.STO.1.16.G HIP-K.10/24.STO.1.M25.G HIP-K.10/24.STO.1.M32.G | 2-1102644-5 0-1106436-3 0-1106436-5 |
| | | M25 | 21 | EMV-K EMV-K.10/24.STO.1.21.G EMV-K.10/24.STO.1.M25.G | 4-1102715-5 0-1106427-4 |
| Surface mounted housing: Bottom entry | | | | | |
|  |  | | | HIP HIP.10/24.AG HIP-K HIP-K.10/24.AG EMV-K EMV-K.10/24.AG | 1-1102647-5 2-1102647-5 4-1102718-5 |

HIP.10/24, HIP-K.10/24, EMV-K.10/24 housings


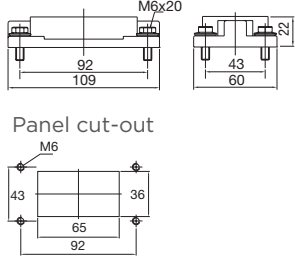

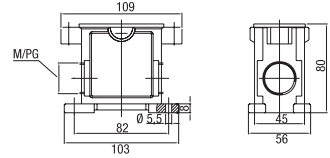

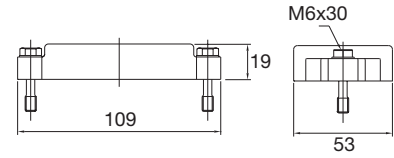
HIP: Pressure-tight, silver-grey

HIP-K: Housings corrosion-resistant, black, according to DIN IEC 68 T2-52 and ASTM B117-09 > 1000h

EMV-K: Protection against electro-magnetic interference, pressure-tight, housings corrosion-resistant, black

Pressure-tight up to 5 bar

IP 68 / IP 69 K

| Description | Metr. | PG | Type | Part Number |
|---|-------|------------|--|--|
| Surface mounted housing: Bottom entry | | | | |
|   | | | HIP HIP.10/24.AG.M6 HIP-K HIP-K.10/24.AG.M6 EMV-K EMV-K.10/24.AG.M6 | 1-1102612-5 2-1102612-5 4-1102720-5 |
| Surface mounted housing: Side entry | | | | |
|   | 2xM32 | 21 2x21 | HIP HIP.10/24.SG.1.21.G HIP.10/24.SG.2.21.G HIP.10/24.SG.2.M32.G HIP-K HIP-K.10/24.SG.1.21.G HIP-K.10/24.SG.2.21.G EMV-K EMV-K.10/24.SG.1.21.G EMV-K.10/24.SG.2.21.G EMV-K.10/24.SG.2.M32.G | 1-1102610-5 1-1102611-5 0-1106435-1 5-1102610-5 2-1102611-5 5-1102716-5 4-1102717-5 0-1106426-2 |
| Protective covers for hoods and housing | | | | |
|   | | | HIP HIP/EMV.10/24.SKB HIP-K/EMV-K HIP-K/EMV-K.10/24.SKB | 3-1106202-5 4-1106202-5 |

HWK 6/6 technical characteristics

| | |
|--------------------------|-----------------|
| Specifications | DIN EN 60 664-1 |
| | DIN EN 61 984 |
| Number of contacts | 6/6+PE |

INSERTS

| | |
|---|----------------------|
| Rated current | |
| Power contact | 40A max |
| Signal contact | 16A max |
| Working voltage | |
| Power contact | 690V |
| Signal contact..... | 400V |
| Test voltage urms | |
| Power contact | 6KV |
| Signal contact..... | 4KV |
| Pollution degree | 3 |
| Insulation resistance | $\geq 10^{10}\Omega$ |
| Material | Polycarbonate |
| Temperature range | -40°C... +125°C |
| Flammability acc. to UL94 | V0 |
| Working voltage acc. to UL/CSA | 600V |
| Mechanical working life-mating cycles | ≥ 500 |

CONTACTS

| | |
|--------------------------|------------------------|
| Material | Copper alloy |
| Surface | Hard silver-plated |
| | Hard gold-plated |
| Contact resistance | |
| Power contact | $\leq 0.3m\Omega$ |
| Signal contact..... | $\leq 1m\Omega$ |
| Terminal | Screw terminal |
| - mm ² | |
| Power contact | 2.5-10mm ² |
| Signal contact..... | 0.5-2.5mm ² |
| - AWG | |
| Power contact | 14-8 |
| Signal contact..... | 20-14 |
| - Tightening/test torque | |
| Power contact | 1.2 Nm |
| Signal contact..... | 0.5 Nm |

HOODS, HOUSINGS

| | |
|--|------------------------------------|
| Material | Die cast aluminium |
| Surface | Powder-coated (RAL 7037) |
| Locking element..... | Stainless steel, steel-zinc plated |
| Temperature range | -40°C... +125°C |
| Degree of protection acc. to DIN40 050 | IP65 |

CURRENT CARRYING CAPACITY


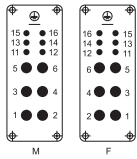
The current carrying is limited by maximum temperature of materials for inserts and contacts including terminals. Control and test procedures according to DIN IEC 60512-3.

HWK 6/6 inserts

POWER 690V/35A SIGNAL 400V/16A

INSERTS FOR H16B HOOD/HOUSING

6/6 

| Dimensions (mm) | | Type | Part Number | |
|---|---|--------------|-----------------|-----------------|
| | | | Male insert | Female insert |
| Screw terminal | Contact arrangement view from termination side | | | |
|  |  | HWK6/6-012-M | T2106062101-000 | |
| | | HWK6/6-012-F | | T2106062201-000 |

HK4/0, HK4/2 technical characteristics

| | |
|--------------------------|-----------------|
| Specifications | DIN EN 60 664-1 |
| | DIN EN 61 984 |
| Number of contacts | 4/0, 4/2 + PE |

INSERTS

| | |
|---|----------------------|
| Rated current | |
| Power contact | 80A max |
| Signal contact | 16A max |
| (See current carrying capacity) | |
| Working voltage | |
| Power contact | 690V |
| Signal contact | 400V |
| Test voltage urms | |
| Power contact | 8KV |
| Signal contact | 6KV |
| Pollution degree | 3 |
| Insulation resistance | $\geq 10^{10}\Omega$ |
| Material | Polycarbonate |
| Temperature range | -40°C... +125°C |
| Flammability acc. to UL94 | V0 |
| Working voltage acc. to UL/CSA..... | 600V/300V |
| Mechanical working life-mating cycles | ≥ 500 |

CONTACTS

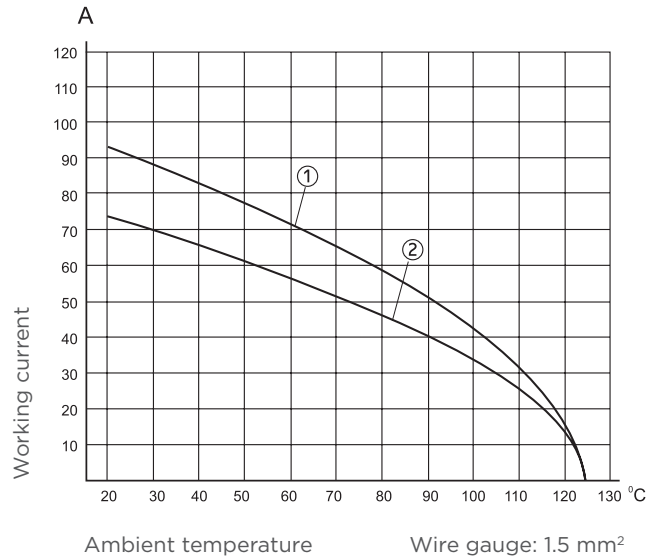
| | |
|--------------------------|------------------------|
| Material | Copper alloy |
| Surface | Hard silver-plated |
| | Hard gold-plated |
| Contact resistance | |
| Power contact | $\leq 0.3m\Omega$ |
| Signal contact | $\leq 1m\Omega$ |
| Terminal | Screw terminal |
| - mm ² | |
| Power contact | 1.5-16mm ² |
| Signal contact | 0.5-2.5mm ² |
| - AWG | |
| Power contact | 16-6 |
| Signal contact | 20-14 |
| - Tightening/test torque | |
| Power contact | 1.2 Nm |
| Signal contact | 0.5 Nm |

HOODS, HOUSINGS

| | |
|--|------------------------------------|
| Material | Die cast aluminium |
| Surface | Powder-coated (RAL 7037) |
| Locking element..... | Stainless steel, steel-zinc plated |
| Temperature range | -40°C... +125°C |
| Degree of protection acc. to DIN40 050 | IP65 |

CURRENT CARRYING CAPACITY

The current carrying is limited by maximum temperature of materials for inserts and contacts including terminals. Control and test procedures according to DIN IEC 60512-3.


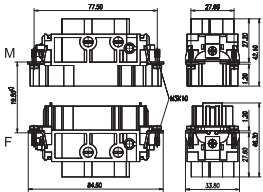
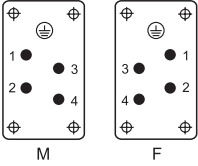



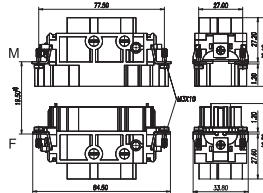
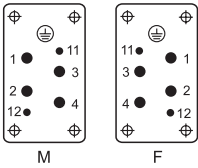
HK4/0, HK4/2 inserts

INSERTS FOR H16B HOOD/HOUSING

690V/400V MAX. 80A/16A

4/0+ (⊕) 4/2+ (⊕)

| Dimensions (mm) | | Type | Part Number | |
|--|---|-------------|-----------------|-----------------|
| | | | Male insert | Female insert |
| Screw terminal | Size chart | | | |
|  |  | HK4/0-004-M | T2100042101-000 | |
| | | HK4/0-004-F | | T2100042201-000 |
| Contact arrangement view from termination side | | | | |
|  | | | | |

| Dimensions (mm) | | Type | Part Number | |
|---|---|-------------|-----------------|-----------------|
| | | | Male insert | Female insert |
| Screw terminal | Size chart | | | |
|  |  | HK4/2-006-M | T2100062101-000 | |
| | | HK4/2-006-F | | T2100062201-000 |
| Contact arrangement view from termination side | | | | |
|  | | | | |

HK12/2 technical characteristics

| | |
|--------------------------|-----------------|
| Specifications | DIN EN 60 664-1 |
| | DIN EN 61 984 |
| Number of contacts | 12/2 + PE |

INSERTS

| | |
|---|----------------------|
| Rated current | |
| Power contact | 40A max |
| Signal contact | 10A max |
| (See current carrying capacity) | |
| Working voltage | |
| Power contact | 690V |
| Signal contact | 250V |
| Test voltage urms | |
| Power contact | 8KV |
| Signal contact | 4KV |
| Pollution degree | 3 |
| Insulation resistance | $\geq 10^{10}\Omega$ |
| Material | Polycarbonate |
| Temperature range | -40°C... +125°C |
| Flammability acc. to UL94 | V0 |
| Working voltage acc. to UL/CSA..... | 600V/300V |
| Mechanical working life-mating cycles | ≥ 500 |

CONTACTS

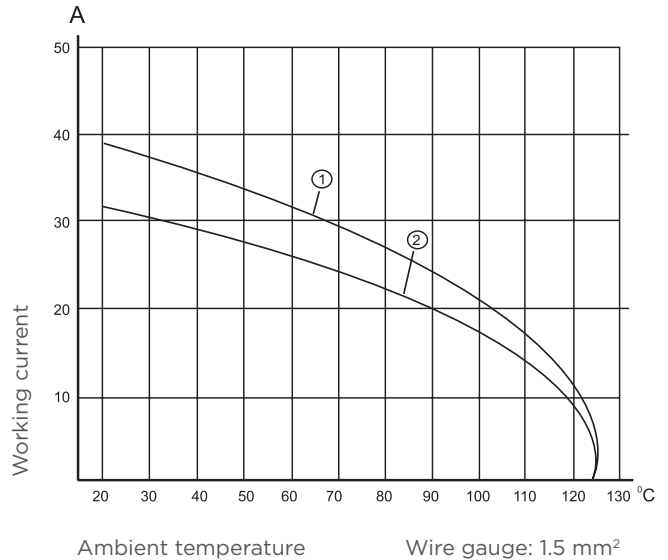
| | |
|---------------------|-------------------------|
| Material | Copper alloy |
| Surface | Hard silver-plated |
| | Hard gold-plated |
| Contact resistance | |
| Power contact | $\leq 0.3m\Omega$ |
| Signal contact..... | $\leq 3m\Omega$ |
| Terminal | Crimp terminal |
| - mm ² | |
| Power contact | 1-6mm ² |
| Signal contact..... | 0.14-2.5mm ² |
| - AWG | |
| Power contact | 18-10 |
| Signal contact..... | 26-14 |

HOODS, HOUSINGS

| | |
|--|------------------------------------|
| Material | Die cast aluminium |
| Surface | Powder-coated (RAL 7037) |
| Locking element..... | Stainless steel, steel-zinc plated |
| Temperature range | -40°C... +125°C |
| Degree of protection acc. to DIN40 050 | IP65 |

CURRENT CARRYING CAPACITY

The current carrying is limited by maximum temperature of materials for inserts and contacts including terminals. Control and test procedures according to DIN IEC 60512-3.




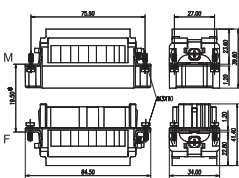
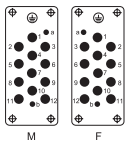
- 1 Wire gauge: 6.0mm²
- 2 Wire gauge: 4.0mm²

HK12/2 inserts




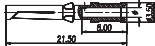
INSERT FOR H16B HOOD/HOUSING

690V/250V MAX. 40A/10A





12/2+⊕

| Dimensions (mm) | | Type | Part Number | |
|--|---|--------------|-----------------|-----------------|
| | | | Male insert | Female insert |
| Crimp terminal (Order crimp contacts separately) | Size chart | | | |
|  |  | HK12/2-014-M | T2120142101-000 | |
| | | HK12/2-014-F | | T2120142201-000 |
| Contact arrangement view from termination side | | | | |
|  | | | | |

10A Contact

| Tech data Material: copper alloy Contact resistance: $\leq 3\text{m}\Omega$ Terminal: crimp connection CDM/Male | 10A Male crimp contacts  | Wire gauge | | Strip- ping length | Crimp contacts, silver-plated | | Crimp contacts, gold-plated | |
|--|--|-----------------|---------|--------------------------|-------------------------------|-----------------|-----------------------------|-----------------|
| | | mm ² | AWG | | Type | Part Number | Type | Part Number |
|  | | 0.14-0.37 | 26-22 | 8.0 | CDM-0.14 | T2020001002-000 | DDM-0.14 | T2020011002-000 |
| | | 0.5 | 20 | 8.0 | CDM-0.5 | T2020001005-000 | DDM-0.5 | T2020011005-000 |
| | | 0.75 | 18 | 8.0 | CDM-0.75 | T2020001008-000 | DDM-0.75 | T2020011008-000 |
| | | 1.0 | 18 | 8.0 | CDM-1.0 | T2020001010-000 | DDM-1.0 | T2020011010-000 |
| | | 1.5 | 16 | 8.0 | CDM-1.5 | T2020001015-000 | DDM-1.5 | T2020011015-000 |
|  | 10A Female crimp contacts  | 0.14-0.37 | 26-22 | 8.0 | CDF-0.14 | T2020002002-000 | DDF-0.14 | T2020012002-000 |
| | | 0.5 | 20 | 8.0 | CDF-0.5 | T2020002005-000 | DDF-0.5 | T2020012005-000 |
| | | 0.75 | 18 | 8.0 | CDF-0.75 | T2020002008-000 | DDF-0.75 | T2020012008-000 |
| | | 1.0 | 18 | 8.0 | CDF-1.0 | T2020002010-000 | DDF-1.0 | T2020012010-000 |
| | | 1.5 | 16 | 8.0 | CDF-1.5 | T2020002015-000 | DDF-1.5 | T2020012015-000 |
| 2.5 | 14 | 6.0 | CDF-2.5 | T2020002025-000 | DDF-2.5 | T2020012025-000 | | |

40A Contact

| Tech data Material: copper alloy Contact resistance: $\leq 0.3\text{m}\Omega$ Terminal: crimp connection CMM/Male | 40A Male crimp contacts  | Wire gauge | | Stripping length | Crimp contacts, silver-plated | |
|--|--|-----------------|-----|---------------------|-------------------------------|-----------------|
| | | mm ² | AWG | | Type | Part Number |
|  | | 1.5 | 16 | 8.0 | CMM-1.5 | T2040001015-000 |
| | | 2.5 | 14 | 8.0 | CMM-2.5 | T2040001025-000 |
| | | 4.0 | 12 | 8.0 | CMM-4.0 | T2040001040-000 |
| | | 6.0 | 10 | 8.0 | CMM-6.0 | T2040001060-000 |
|  | 40A Female crimp contacts  | 1.5 | 16 | 8.0 | CMF-1.5 | T2040002015-000 |
| | | 2.5 | 14 | 8.0 | CMF-2.5 | T2040002025-000 |
| | | 4.0 | 12 | 8.0 | CMF-4.0 | T2040002040-000 |
| | | 6.0 | 10 | 8.0 | CMF-6.0 | T2040002060-000 |
| | | 10 | 7 | 8.0 | CMF-10 | T2040002100-000 |

HK6/36 technical characteristics

| | |
|--------------------------|-----------------|
| Specifications | DIN EN 60 664-1 |
| | DIN EN 61 984 |
| Number of contacts | 6/36 + PE |

INSERTS

| | |
|---|----------------------|
| Rated current | |
| Power contact | 40A max |
| Signal contact | 10A max |
| (See current carrying capacity) | |
| Working voltage | |
| Power contact | 690V |
| Signal contact | 160V |
| Test voltage urms | |
| Power contact | 6KV |
| Signal contact | 2.5KV |
| Pollution degree | 2 |
| Insulation resistance | $\geq 10^{10}\Omega$ |
| Material | Polycarbonate |
| Temperature range | -40°C... +125°C |
| Flammability acc. to UL94 | V0 |
| Working voltage acc. to UL/CSA..... | 600V/300V |
| Mechanical working life-mating cycles | ≥ 500 |

CONTACTS

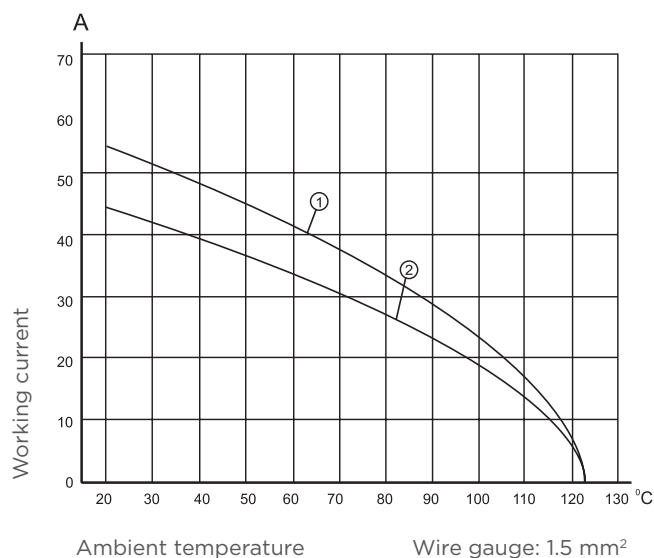
| | |
|---------------------|-------------------------|
| Material | Copper alloy |
| Surface | Hard silver-plated |
| | Hard gold-plated |
| Contact resistance | |
| Power contact | $\leq 0.3m\Omega$ |
| Signal contact..... | $\leq 3m\Omega$ |
| Terminal | Crimp terminal |
| - mm ² | |
| Power contact | 1-6mm ² |
| Signal contact..... | 0.14-2.5mm ² |
| - AWG | |
| Power contact | 18-10 |
| Signal contact..... | 26-14 |

HOODS, HOUSINGS

| | |
|--|------------------------------------|
| Material | Die cast aluminium |
| Surface | Powder-coated (RAL 7037) |
| Locking element..... | Stainless steel, steel-zinc plated |
| Temperature range | -40°C... +125°C |
| Degree of protection acc. to DIN40 050 | IP65 |

CURRENT CARRYING CAPACITY


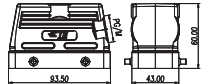

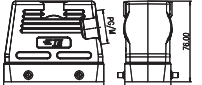





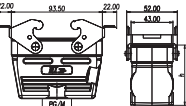

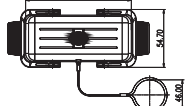

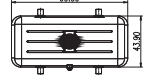
The current carrying is limited by maximum temperature of materials for inserts and contacts including terminals. Control and test procedures according to DIN IEC 60512-3.



- 1 Wire gauge: 6.0mm²
- 2 Wire gauge: 4.0mm²


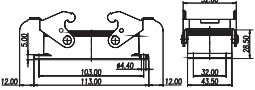

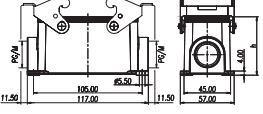

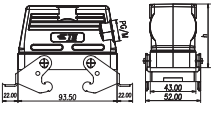

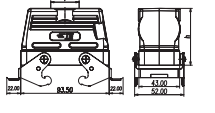

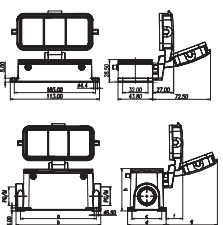
H16B with 2 levers on the hoods/housings

POWDER-COATED, RAL 7037

| Dimensions (mm) | | Metr. | PG | Type | Part Number | | | | | | |
|---|--|-------------------|--------------|--|---|------|------|------------|------|--|---|
| Hood: Side entry | | | | | | | | | | | |
|  | Low construction  | M20 M25 M32 | PG16 PG21 | H16B-TS-PG16 H16B-TS-PG21 H16B-TS-M20 H16B-TS-M25 H16B-TS-M32 | T1210160116-000 T1210160121-000 T1210160120-000 T1210160125-000 T1210160132-000 | | | | | | |
|  | High construction  | M25 M32 M40 | PG21 PG29 | H16B-TSH-PG21 H16B-TSH-PG29 H16B-TSH-M25 H16B-TSH-M32 H16B-TSH-M40 | T1230160121-000 T1230160129-000 T1230160125-000 T1230160132-000 T1230160140-000 | | | | | | |
| Hood: Top entry | | | | | | | | | | | |
|  | Low construction  | M25 M32 | PG16 PG21 | H16B-TG-PG16 H16B-TG-PG21 H16B-TG-M25 H16B-TG-M32 | T1220160116-000 T1220160121-000 T1220160125-000 T1220160132-000 | | | | | | |
|  | High construction  | M25 M32 M40 | PG21 PG29 | H16B-TGH-PG21 H16B-TGH-PG29 H16B-TGH-M25 H16B-TGH-M32 H16B-TGH-M40 | T1240160121-000 T1240160129-000 T1240160125-000 T1240160132-000 T1240160140-000 | | | | | | |
| Cable-to-cable hood | | | | | | | | | | | |
|  |  <table border="1" data-bbox="533 1352 740 1442"> <thead> <tr> <th>Construction</th> <th>H</th> </tr> </thead> <tbody> <tr> <td>Low</td> <td>62.5</td> </tr> <tr> <td>High</td> <td>74.5</td> </tr> </tbody> </table> | Construction | H | Low | 62.5 | High | 74.5 | M25 M32 | PG21 | H16B-TBFS-PG21 H16B-TBFS-M25 H16B-TBFS-M32 | T1710161121-000 T1710161125-000 T1710161132-000 |
| Construction | H | | | | | | | | | | |
| Low | 62.5 | | | | | | | | | | |
| High | 74.5 | | | | | | | | | | |
| | | M25 M32 M40 | PG21 PG29 | H16B-TBFHS-PG21 H16B-TBFHS-PG29 H16B-TBFHS-M25 H16B-TBFHS-M32 H16B-TBFHS-M40 | T1750161121-000 T1750161129-000 T1750161125-000 T1750161132-000 T1750161140-000 | | | | | | |
| Protection covers for hoods | | | | | | | | | | | |
|  |  | | | H16B-KDTP | T1010161400-000 | | | | | | |
| Housing protection cover | | | | | | | | | | | |
|  |  | | | H16B-KDBP | T1010162100-000 | | | | | | |

H16B with 2 levers on the hoods/housings












POWDER-COATED, RAL 7037

| Dimensions (mm) | | Metr. | PG | Type | Part Number | | | | | | | | | | | | | | | | | | | | | | | | | |
|---|---|--------------|----|----------|-----------------|------|----|---|--|--|--|--|----|----|----|----|----|------|-----|-----|----|----|----|----|----|---------------------------------------|--|--|--|---|
| Bulkhead mounted | | | | | | | | | | | | | | | | | | | | | | | | | | | | | | |
|  |  | | | H16B-AGS | T1410161000-000 | | | | | | | | | | | | | | | | | | | | | | | | | |
| Surface mounted: Side entry | | | | | | | | | | | | | | | | | | | | | | | | | | | | | | |
|  |  <table border="1" data-bbox="327 862 534 952"> <tr> <td>Construction</td> <td>H</td> </tr> <tr> <td>Low</td> <td>56</td> </tr> <tr> <td>High</td> <td>81</td> </tr> </table> | Construction | H | Low | 56 | High | 81 | Low construction 1 Side entry 2 Side entry High construction 1 Side entry 2 Side entry | M25 M25 M25 M32 M25 M32 | PG21 PG21 PG21 PG29 PG21 PG29 | H16B-SGRS-PG21 H16B-SGRS-M25 H16B-SGRS-2PG21 H16B-SGRS-2M25 H16B-SGRHS-PG21 H16B-SGRHS-PG29 H16B-SGRHS-M25 H16B-SGRHS-M32 H16B-SGRHS-2PG21 H16B-SGRHS-2PG29 H16B-SGRHS-2M25 H16B-SGRHS-2M32 | T1440161121-000 T1440161125-000 T1440161221-000 T1440161225-000 T1470161121-000 T1470161129-000 T1470161125-000 T1470161132-000 T1470161221-000 T1470161229-000 T1470161225-000 T1470161232-000 | | | | | | | | | | | | | | | | | | |
| Construction | H | | | | | | | | | | | | | | | | | | | | | | | | | | | | | |
| Low | 56 | | | | | | | | | | | | | | | | | | | | | | | | | | | | | |
| High | 81 | | | | | | | | | | | | | | | | | | | | | | | | | | | | | |
| Side entry housing with two levers | | | | | | | | | | | | | | | | | | | | | | | | | | | | | | |
|  |  <table border="1" data-bbox="327 1489 534 1579"> <tr> <td>Construction</td> <td>H</td> </tr> <tr> <td>Low</td> <td>60</td> </tr> <tr> <td>High</td> <td>76</td> </tr> </table> | Construction | H | Low | 60 | High | 76 | Low construction High construction | M20 M25 M25 M32 | PG16 PG21 PG21 PG29 | H16B-TSBS-PG16 H16B-TSBS-PG21 H16B-TSBS-M20 H16B-TSBS-M25 H16B-TSBHS-PG21 H16B-TSBHS-PG29 H16B-TSBHS-M25 H16B-TSBHS-M32 | T1250163116-000 T1250163121-000 T1250163120-000 T1250163125-000 T1270163121-000 T1270163129-000 T1270163125-000 T1270163132-000 | | | | | | | | | | | | | | | | | | |
| Construction | H | | | | | | | | | | | | | | | | | | | | | | | | | | | | | |
| Low | 60 | | | | | | | | | | | | | | | | | | | | | | | | | | | | | |
| High | 76 | | | | | | | | | | | | | | | | | | | | | | | | | | | | | |
| Top entry housing with two levers | | | | | | | | | | | | | | | | | | | | | | | | | | | | | | |
|  |  <table border="1" data-bbox="327 1489 534 1579"> <tr> <td>Construction</td> <td>H</td> </tr> <tr> <td>Low</td> <td>60</td> </tr> <tr> <td>High</td> <td>76</td> </tr> </table> | Construction | H | Low | 60 | High | 76 | Low construction High construction | M20 M25 M25 M32 | PG16 PG21 PG21 PG29 | H16B-TGBS-PG16 H16B-TGBS-PG21 H16B-TGBS-M20 H16B-TGBS-M25 H16B-TGBHS-PG21 H16B-TGBHS-PG29 H16B-TGBHS-M25 H16B-TGBHS-M32 | T1260163116-000 T1260163121-000 T1260163120-000 T1260163125-000 T1280163121-000 T1280163129-000 T1280163125-000 T1280163132-000 | | | | | | | | | | | | | | | | | | |
| Construction | H | | | | | | | | | | | | | | | | | | | | | | | | | | | | | |
| Low | 60 | | | | | | | | | | | | | | | | | | | | | | | | | | | | | |
| High | 76 | | | | | | | | | | | | | | | | | | | | | | | | | | | | | |
| Bulkhead mounted with 4 bolts | | | | | | | | | | | | | | | | | | | | | | | | | | | | | | |
|  | With protection cover  <table border="1" data-bbox="311 1948 694 2027"> <tr> <td>Construction</td> <td>A</td> <td>B</td> <td>C</td> <td>D</td> <td>F</td> <td>G</td> <td>H</td> </tr> <tr> <td>Low</td> <td>105</td> <td>117</td> <td>45</td> <td>57</td> <td>20</td> <td>65</td> <td>56</td> </tr> <tr> <td>High</td> <td>105</td> <td>117</td> <td>45</td> <td>57</td> <td>20</td> <td>65</td> <td>81</td> </tr> </table> | Construction | A | B | C | D | F | G | H | Low | 105 | 117 | 45 | 57 | 20 | 65 | 56 | High | 105 | 117 | 45 | 57 | 20 | 65 | 81 | Low construction High construction | M25 M25 M25 M32 M25 M32 | PG21 PG21 PG21 PG29 PG21 PG29 | H16B-AD-BO H16B-SDR-BO-PG21 H16B-SDR-BO-M25 H16B-SDR-BO-2PG21 H16B-SDR-BO-2M25 H16B-SDRH-BO-PG21 H16B-SDRH-BO-PG29 H16B-SDRH-BO-M25 H16B-SDRH-BO-M32 H16B-SDRH-BO-2PG21 H16B-SDRH-BO-2PG29 H16B-SDRH-BO-2M25 H16B-SDRH-BO-2M32 | T1430160000-000 T1460160121-000 T1460160125-000 T1460160221-000 T1460160225-000 T1490160121-000 T1490160129-000 T1490160125-000 T1490160132-000 T1490160221-000 T1490160229-000 T1490160225-000 T1490160232-000 |
| Construction | A | B | C | D | F | G | H | | | | | | | | | | | | | | | | | | | | | | | |
| Low | 105 | 117 | 45 | 57 | 20 | 65 | 56 | | | | | | | | | | | | | | | | | | | | | | | |
| High | 105 | 117 | 45 | 57 | 20 | 65 | 81 | | | | | | | | | | | | | | | | | | | | | | | |




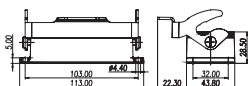

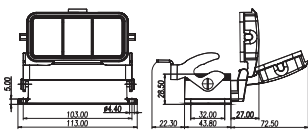

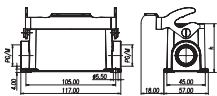

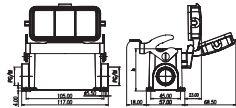
H16B with 1 lever on the hoods/housings

POWDER-COATED, RAL 7037

| Dimensions (mm) | Metr. | PG | Type | Part Number | | | | | | |
|---|---|-------------------|---|---|------|-------|------|-------------------------------------|--|---|
| Hood: Side entry | | | | | | | | | | |
|  |  | M25 M32 | PG21 PG29 H16B-TS-RO-PG21 H16B-TS-RO-PG29 H16B-TS-RO-M25 H16B-TS-RO-M32 | T1310160121-000 T1310160129-000 T1310160125-000 T1310160132-000 | | | | | | |
|  |  | M25 M32 M40 | PG21 PG29 H16B-TSH-RO-PG21 H16B-TSH-RO-PG29 H16B-TSH-RO-M25 H16B-TSH-RO-M32 H16B-TSH-RO-M40 | T1330160121-000 T1330160129-000 T1330160125-000 T1330160132-000 T1330160140-000 | | | | | | |
| Hood: Top entry | | | | | | | | | | |
|  |  | M25 M32 | PG21 PG29 H16B-TG-RO-PG21 H16B-TG-RO-PG29 H16B-TG-RO-M25 H16B-TG-RO-M32 | T1320160121-000 T1320160129-000 T1320160125-000 T1320160132-000 | | | | | | |
|  |  | M25 M32 M40 | PG21 PG29 H16B-TGH-RO-PG21 H16B-TGH-RO-PG29 H16B-TGH-RO-M25 H16B-TGH-RO-M32 H16B-TGH-RO-M40 | T1340160121-000 T1340160129-000 T1340160125-000 T1340160132-000 T1340160140-000 | | | | | | |
| Cable-to-cable hood | | | | | | | | | | |
|  |  <table border="1" data-bbox="534 1335 751 1429"> <thead> <tr> <th>Construction</th> <th>H</th> </tr> </thead> <tbody> <tr> <td>Low</td> <td>62.5</td> </tr> <tr> <td>Hight</td> <td>74.5</td> </tr> </tbody> </table> | Construction | H | Low | 62.5 | Hight | 74.5 | M25 M32 M25 M32 M40 | PG21 PG29 PG21 PG29 H16B-TBF-LB-PG21 H16B-TBF-LB-PG29 H16B-TBF-LB-M25 H16B-TBF-LB-M32 H16B-TBFH-LB-PG21 H16B-TBFH-LB-PG29 H16B-TBFH-LB-M25 H16B-TBFH-LB-M32 H16B-TBFH-LB-M40 | T1730163121-000 T1730163129-000 T1730163125-000 T1730163132-000 T1770163121-000 T1770163129-000 T1770163125-000 T1770163132-000 T1770163140-000 |
| Construction | H | | | | | | | | | |
| Low | 62.5 | | | | | | | | | |
| Hight | 74.5 | | | | | | | | | |
| Protection covers for hoods | | | | | | | | | | |
|  | | | H16B-KDTP-LB | T1010161500-000 | | | | | | |

H16B with 1 lever on the hoods/housings

POWDER-COATED, RAL 7037

| Dimensions (mm) | Metr. | PG | Type | Part Number | | | | | | | |
|---|--|--------------|------------|-----------------|----|------|----|---|--|--|--|
| Bulkhead mounted | | | | | | | | | | | |
|  |  | | H16B-AG-LB | T1500163000-000 | | | | | | | |
|  | With protection cover  | | H16B-AD-LB | T1510163000-000 | | | | | | | |
| Surface mounted: Side entry | | | | | | | | | | | |
|  |  <table border="1" data-bbox="325 1149 544 1240"> <tr> <td>Construction</td> <td>H</td> </tr> <tr> <td>Low</td> <td>56</td> </tr> <tr> <td>High</td> <td>81</td> </tr> </table> | Construction | H | Low | 56 | High | 81 | 1 Side entry Low construction M20 M25 2 Side entry M20 M25 High construction M25 M32 2 Side entry M25 M32 | PG16 PG21 PG16 PG21 PG21 PG29 PG21 PG29 | H16B-SGR-LB-PG16 H16B-SGR-LB-PG21 H16B-SGR-LB-M20 H16B-SGR-LB-M25 H16B-SGR-LB-2PG16 H16B-SGR-LB-2PG21 H16B-SGR-LB-2M20 H16B-SGR-LB-2M25 H16B-SGRH-LB-PG21 H16B-SGRH-LB-PG29 H16B-SGRH-LB-M25 H16B-SGRH-LB-M32 H16B-SGRH-LB-2PG21 H16B-SGRH-LB-2PG29 H16B-SGRH-LB-2M25 H16B-SGRH-LB-2M32 | T1610163116-000 T1610163121-000 T1610163120-000 T1610163125-000 T1610163216-000 T1610163221-000 T1610163220-000 T1610163225-000 T1650163121-000 T1650163129-000 T1650163125-000 T1650163132-000 T1650163221-000 T1650163229-000 T1650163225-000 T1650163232-000 |
| Construction | H | | | | | | | | | | |
| Low | 56 | | | | | | | | | | |
| High | 81 | | | | | | | | | | |
|  | With protection cover  <table border="1" data-bbox="325 1565 544 1657"> <tr> <td>Construction</td> <td>H</td> </tr> <tr> <td>Low</td> <td>56</td> </tr> <tr> <td>High</td> <td>81</td> </tr> </table> | Construction | H | Low | 56 | High | 81 | 1 Side entry Low construction M20 M25 2 Side entry M20 M25 High construction M25 M32 2 Side entry M25 M32 | PG16 PG21 PG16 PG21 PG21 PG29 PG21 PG29 | H16B-SDR-LB-PG16 H16B-SDR-LB-PG21 H16B-SDR-LB-M20 H16B-SDR-LB-M25 H16B-SDR-LB-2PG16 H16B-SDR-LB-2PG21 H16B-SDR-LB-2M20 H16B-SDR-LB-2M25 H16B-SDRH-LB-PG21 H16B-SDRH-LB-PG29 H16B-SDRH-LB-M25 H16B-SDRH-LB-M32 H16B-SDRH-LB-2PG21 H16B-SDRH-LB-2PG29 H16B-SDRH-LB-2M25 H16B-SDRH-LB-2M32 | T1620163116-000 T1620163121-000 T1620163120-000 T1620163125-000 T1620163216-000 T1620163221-000 T1620163220-000 T1620163225-000 T1660163121-000 T1660163129-000 T1660163125-000 T1660163132-000 T1660163221-000 T1660163229-000 T1660163225-000 T1660163232-000 |
| Construction | H | | | | | | | | | | |
| Low | 56 | | | | | | | | | | |
| High | 81 | | | | | | | | | | |

HIP.16/40, HIP-K.16/40, EMV-K.16/40 housings


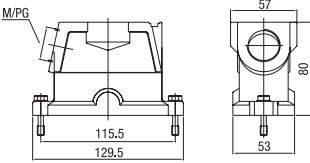

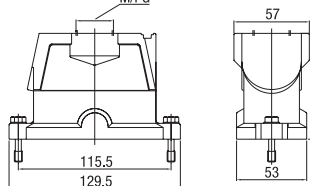

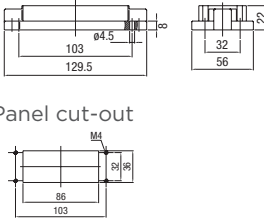

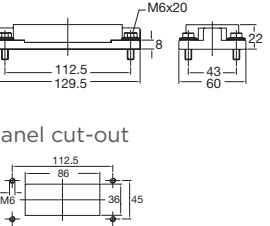
HIP: Pressure-tight, silver-grey

HIP-K: Housings corrosion-resistant, black, according to DIN IEC 68 T2-52 and ASTM B117-09 > 1000h

EMV-K: Protection against electro-magnetic interference, pressure-tight, housings corrosion-resistant, black

Pressure-tight up to 5 bar

IP 68 / IP 69 K

| Description | Metr. | PG | Type | Part Number | |
|---|--|-----|----------|---|---|
| Hood: Side entry | | | | | |
|  |  | M32 | 21 29 | HIP HIP.16/40.STS.1.21.G HIP.16/40.STS.1.29.G HIP.16/40.STS.1.M32.G | 1-1102649-5 1-1102651-5 0-1106454-2 |
| | | M32 | 29 | HIP-K HIP-K.16/40.STS.1.29.G HIP-K.16/40.STS.1.M32.G | 2-1102651-5 0-1106444-2 |
| | | M32 | 29 21 | EMV-K EMV-K.16/40.STS.1.29.G EMV-K.16/40.STS.1.M32.G EMV-K.16/40.STS.1.21.G | 4-1102723-5 0-1106446-4 4-1102722-5 |
| Hood: Top entry | | | | | |
|  |  | M32 | 21 29 | HIP HIP.16/40.STO.1.21.G HIP.16/40.STO.1.29.G HIP.16/40.STO.1.M32.G | 1-1102653-5 1-1102655-5 0-1106454-1 |
| | | M32 | 21 29 | HIP-K HIP-K.16/40.STO.2.21.G HIP-K.16/40.STO.1.29.G HIP-K.16/40.STO.1.M32.G | 0-1108534-1 2-1102655-5 0-1106444-1 |
| | | M32 | 29 | EMV-K EMV-K.16/40.STO.1.29.G EMV-K.16/40.STO.1.M32.G | 4-1102725-5 0-1106446-3 |
| Surface mounted housing: Bottom entry | | | | | |
|  |  <p>Panel cut-out</p> | | | HIP HIP.16/40.AG | 1-1102656-5 |
| | | | | HIP-K HIP-K.16/40.AG | 2-1102656-5 |
| | | | | EMV-K EMV-K.16/40.AG | 4-1102728-5 |
|  |  <p>Panel cut-out</p> | | | HIP HIP.16/40.AG.M6 | 1-1102618-5 |
| | | | | HIP-K HIP-K.16/40.AG.M6 | 2-1102618-5 |
| | | | | EMV-K EMV-K.16/40.AG.M6 | 4-1102730-5 |

HIP.16/40, HIP-K.16/40, EMV-K.16/40 housings



HIP: Pressure-tight, silver-grey

HIP-K: Housings corrosion-resistant, black, according to DIN IEC 68 T2-52 and ASTM B117-09 > 1000h

EMV-K: Protection against electro-magnetic interference, pressure-tight, housings corrosion-resistant, black

Pressure-tight up to 5 bar

IP 68 / IP 69 K

| Description | Metr. | PG | Type | Part Number |
|---|-------|------------|---------------------------------------|-------------|
| Surface mounted housing: Side entry | | | | |
|  | 2xM32 | 21 2x21 | HIP HIP.16/40.SG.1.21.G | 1-1102616-5 |
| | | | HIP.16/40.SG.2.21.G | 1-1102617-5 |
| | | | HIP.16/40.SG.2.M32.G | 0-1106453-1 |
| | 2xM32 | 21 2x21 | HIP-K HIP-K.16/40.SG.1.21.G | 5-1102616-5 |
| | | | HIP-K.16/40.SG.2.21.G | 2-1102617-5 |
| | | | HIP-K.16/40.SG.2.M32.G | 0-1106443-1 |
| | 2xM32 | 21 2x21 | EMV-K EMV-K.16/40.SG.1.21.Z | 4-1102726-5 |
| | | | EMV-K.16/40.SG.2.21.Z | 4-1102727-5 |
| | | | EMV-K.16/40.SG.2.M32.G | 0-1106445-2 |
| Protective covers for housings | | | | |
|  | | | HIP HIP/EMV.16/40.SKB | 3-1106203-5 |
| | | | HIP-K HIP-K.16/40.SKB | 4-1106203-5 |

HK4/8 technical characteristics

SpecificationsDIN EN 60 664-1
 DIN EN 61 984
 Number of contacts4/8 + PE

INSERTS

Rated current
 Power contact80A max
 Signal contact 16A max
 (See current carrying capacity)
 Working voltage
 Power contact400V
 Signal contact400V
 Test voltage urms
 Power contact6KV
 Signal contact6KV
 Pollution degree3
 Insulation resistance $\geq 10^{10}\Omega$
 Material Polycarbonate
 Temperature range -40°C... +125°C
 Flammability acc. to UL94V0
 Working voltage acc. to UL/CSA..... 600V/400V
 Mechanical working life-mating cycles ≥ 500

CONTACTS

MaterialCopper alloy
 SurfaceHard silver-plated
Hard gold-plated
 Contact resistance
 Power contact $\leq 0.1m\Omega$
 Signal contact..... $\leq 5m\Omega$
 Terminal Crimp terminal
 - mm²
 Power contact1.5-16mm²
 Signal contact..... 0.5-2.5mm²
 - AWG
 Power contact 16-6
 Signal contact..... 20-14

- Tightening/test torque

- Power contact

| | | | | | | |
|-----------------|-----|-----|---|---|----|----|
| mm ² | 1.5 | 2.5 | 4 | 6 | 10 | 16 |
| Nm | 1.2 | 2 | 3 | 3 | 3 | 3 |

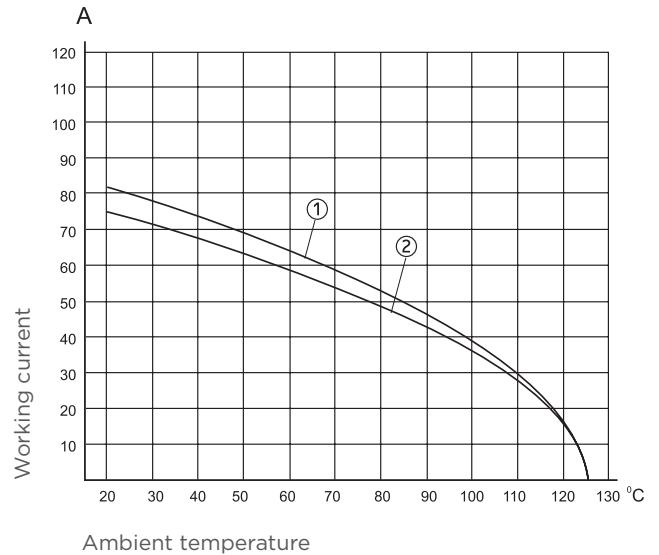
- Signal contact0.5 Nm

HOODS, HOUSINGS

Material Die cast aluminium
 SurfacePowder-coated (RAL 7037)
 Locking element.....Stainless steel, steel-zinc plated
 Temperature range -40°C... +125°C
 Degree of protection acc. to DIN40 050IP65

CURRENT CARRYING CAPACITY

The current carrying is limited by maximum temperature of materials for inserts and contacts including terminals. Control and test procedures according to DIN IEC 60512-3.




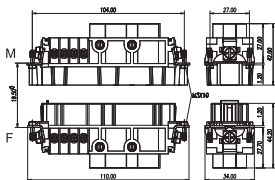
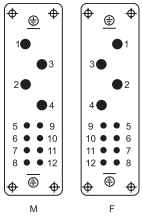
- 1 Wire gauge: 16mm²
- 2 Wire gauge: 10mm²

HK4/8 inserts

INSERTS FOR H24B HOOD/HOUSING

690V/400V MAX. 80A/16A

4/8+ \oplus

| Dimensions (mm) | | Type | Part Number | |
|--|---|-------------|-----------------|-----------------|
| | | | Male insert | Female insert |
| Screw terminal | Size chart | | | |
|  |  | HK4/8-012-M | T2100122101-000 | |
| | | HK4/8-012-F | | T2100122201-000 |
| Contact arrangement view from termination side | | | | |
|  | | | | |

HWK3/3/6 technical characteristics

SpecificationsDIN EN 60 664-1
 DIN EN 61 984
 Number of contacts3/3/6 + PE

INSERTS

Rated current
 Power 1 contact..... 100A max
 Power 2 contact..... 40A max
 Signal contact..... 16A max
 (See current carrying capacity)
 Working voltage
 Power 1 contact
 Conductor - ground 400V
 Conductor - conductor..... 690V
 Power 2 contact
 Conductor - ground 400V
 Conductor - conductor..... 690V
 Signal contact
 Conductor - ground250V
 Conductor - conductor 400V
 Test voltage urms
 Power 1 contact..... 6KV
 Power 2 contact..... 6KV
 Signal contact 3KV
 Pollution degree 3
 Insulation resistance $\geq 10^{10}\Omega$
 Material Polycarbonate
 Temperature range -40°C... +125°C
 Flammability acc. to UL94 V0

CONTACTS

MaterialCopper alloy
 SurfaceHard silver-plated
 Hard gold-plated
 Contact resistance
 Power contact $\leq 0.1m\Omega$
 Signal contact..... $\leq 5m\Omega$
 Terminal Screw terminal
 - mm²
 Power 1 contact.....16-35mm²
 Power 2 contact..... 2.5-6mm²
 Signal contact..... 0.5-2.5mm²
 - AWG
 Power 1 contact..... 16-6
 Power 2 contact..... 20-14
 Signal contact..... 20-14
 - Tightening/test torque
 - Power contact

| | | | | | | |
|-----------------|-----|-----|---|---|----|----|
| mm ² | 1.5 | 2.5 | 4 | 6 | 10 | 16 |
| Nm | 1.2 | 2 | 3 | 3 | 3 | 3 |

- Signal contact 0.5 Nm

CURRENT CARRYING CAPACITY

The current carrying is limited by maximum temperature of materials for inserts and contacts including terminals. Control and test procedures according to DIN IEC 60512-3.

HOODS, HOUSINGS


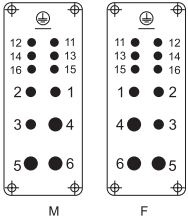
Material Die cast aluminium
 SurfacePowder-coated (RAL 7037)
 Locking element.....Stainless steel, steel-zinc plated
 Temperature range -40°C... +125°C
 Degree of protection acc. to DIN40 050IP65

HWK3/3/6 inserts

INSERTS FOR H24B HOOD/HOUSING

690V MAX. 100A
690V MAX. 40A
400V MAX. 16A

3/3/6+Ⓢ

| Dimensions (mm) | | Type | Part Number | |
|---|---|---------------|-----------------|-----------------|
| | | | Male insert | Female insert |
| Screw terminal | Contact arrangement view from termination side | | | |
|  |  | HK3/3/6-012-M | T2093362101-000 | |
| | | HK3/3/6-012-F | | T2093362201-000 |

CONTACTS

MaterialCopper alloy

SurfaceHard silver-plated

.....Hard gold-plated

Contact resistance

Power contact ≤0.1mΩ

Signal contact..... ≤5mΩ

Terminal Screw terminal

100A contact pin

- mm²

Power 1 contact..... 16-35 mm²

Power 2 contact.....2.5-6 mm²

Signal contact..... 0.5-2.5 mm²

- AWG

Power 1 contact.....6-2

Power 2 contact..... 14-10

Signal contact..... 20-14

- Tightening/test torque



- Power contact

| | | | | | | |
|-----------------|-----|-----|---|---|----|----|
| mm ² | 1.5 | 2.5 | 4 | 6 | 10 | 16 |
| Nm | 1.2 | 2 | 3 | 3 | 3 | 3 |

- Signal contact..... 0.5Nm


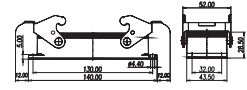

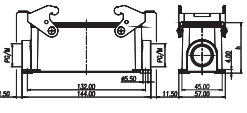

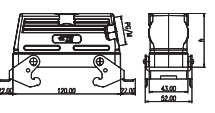

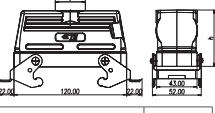

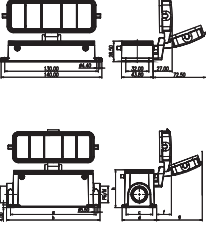
H24B with 2 levers on the hoods/housings

POWDER-COATED, RAL 7037

| Dimensions (mm) | | Metr. | PG | Type | Part Number | | | | | | |
|---|--|-------------------|--------------|--|---|------|------|-------------------------------------|--------------------------|--|--|
| Hood: Side entry | | | | | | | | | | | |
|  | Low construction  | M25 M32 | PG16 PG21 | H24B-TS-PG16 H24B-TS-PG21 H24B-TS-M25 H24B-TS-M32 | T1210240116-000 T1210240121-000 T1210240125-000 T1210240132-000 | | | | | | |
|  | High construction  | M25 M32 M40 | PG21 PG29 | H24B-TSH-PG21 H24B-TSH-PG29 H24B-TSH-M25 H24B-TSH-M32 H24B-TSH-M40 | T1230240121-000 T1230240129-000 T1230240125-000 T1230240132-000 T1230240140-000 | | | | | | |
| Hood: Top entry | | | | | | | | | | | |
|  | Low construction  | M25 M32 | PG16 PG21 | H24B-TG-PG16 H24B-TG-PG21 H24B-TG-M25 H24B-TG-M32 | T1220240116-000 T1220240121-000 T1220240125-000 T1220240132-000 | | | | | | |
|  | High construction  | M25 M32 M40 | PG21 PG29 | H24B-TGH-PG21 H24B-TGH-PG29 H24B-TGH-M25 H24B-TGH-M32 H24B-TGH-M40 | T1240240121-000 T1240240129-000 T1240240125-000 T1240240132-000 T1240240140-000 | | | | | | |
| Cable-to-cable hood | | | | | | | | | | | |
|  |  <table border="1" data-bbox="533 1357 751 1462"> <thead> <tr> <th>Construction</th> <th>H</th> </tr> </thead> <tbody> <tr> <td>Low</td> <td>62.5</td> </tr> <tr> <td>High</td> <td>78.5</td> </tr> </tbody> </table> | Construction | H | Low | 62.5 | High | 78.5 | M25 M32 M25 M32 M40 | PG21 PG21 PG29 | H24B-TBFS-PG21 H24B-TBFS-M25 H24B-TBFS-M32 H24B-TBFHS-PG21 H24B-TBFHS-PG29 H24B-TBFHS-M25 H24B-TBFHS-M32 H24B-TBFHS-M40 | T1710241121-000 T1710241125-000 T1710241132-000 T1750241121-000 T1750241129-000 T1750241125-000 T1750241132-000 T1750241140-000 |
| Construction | H | | | | | | | | | | |
| Low | 62.5 | | | | | | | | | | |
| High | 78.5 | | | | | | | | | | |
| Protection covers for hoods | | | | | | | | | | | |
|  |  | | | H24B-KDTP | T1010241400-000 | | | | | | |
| Housing protection cover | | | | | | | | | | | |
|  |  | | | H24B-KDBP | T1010242100-000 | | | | | | |


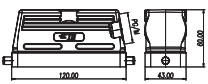

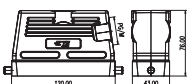

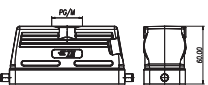

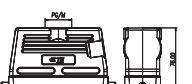

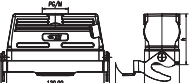

H24B with 2 levers on the hoods/housings

POWDER-COATED, RAL 7037

| Dimensions (mm) | | Metr. | PG | Type | Part Number | | | | | | | | | | | | | | | | | | | | | | | | |
|--|--|---|-----------------|----------|-------------------|-----------------|----|---|---|-----|-----|-----|----|----|----|----|----|------|-----|-----|----|----|----|----|----|--|--|--|--|
| Bulkhead mounted | | | | | | | | | | | | | | | | | | | | | | | | | | | | | |
|  |  | | | H24B-AGS | T1410241000-000 | | | | | | | | | | | | | | | | | | | | | | | | |
| Surface mounted: Side entry | | | | | | | | | | | | | | | | | | | | | | | | | | | | | |
|  |  | 1 Side entry Low construction 2 Side entry High construction | M25 | PG21 | H24B-SGRS-PG21 | T1440241121-000 | | | | | | | | | | | | | | | | | | | | | | | |
| | | | M25 | PG21 | H24B-SGRS-M25 | T1440241125-000 | | | | | | | | | | | | | | | | | | | | | | | |
| | | | M25 | PG21 | H24B-SGRS-2PG21 | T1440241221-000 | | | | | | | | | | | | | | | | | | | | | | | |
| | | | M32 | PG29 | H24B-SGRS-2M25 | T1440241225-000 | | | | | | | | | | | | | | | | | | | | | | | |
| | | | M25 | PG21 | H24B-SGRHS-PG21 | T1470241121-000 | | | | | | | | | | | | | | | | | | | | | | | |
| | | | M32 | PG29 | H24B-SGRHS-PG29 | T1470241129-000 | | | | | | | | | | | | | | | | | | | | | | | |
| | | | M25 | PG21 | H24B-SGRHS-M25 | T1470241125-000 | | | | | | | | | | | | | | | | | | | | | | | |
| | | | M32 | PG29 | H24B-SGRHS-M32 | T1470241132-000 | | | | | | | | | | | | | | | | | | | | | | | |
| <table border="1"> <tr> <td>Construction</td> <td>H</td> </tr> <tr> <td>Low</td> <td>56</td> </tr> <tr> <td>High</td> <td>81</td> </tr> </table> | | Construction | H | Low | 56 | High | 81 | | | | | | | | | | | | | | | | | | | | | | |
| Construction | H | | | | | | | | | | | | | | | | | | | | | | | | | | | | |
| Low | 56 | | | | | | | | | | | | | | | | | | | | | | | | | | | | |
| High | 81 | | | | | | | | | | | | | | | | | | | | | | | | | | | | |
| Side entry housing with two levers | | | | | | | | | | | | | | | | | | | | | | | | | | | | | |
|  |  | Low construction High construction | M20 | PG16 | H24B-TSBS-PG16 | T1250243116-000 | | | | | | | | | | | | | | | | | | | | | | | |
| | | | M25 | PG21 | H24B-TSBS-PG21 | T1250243121-000 | | | | | | | | | | | | | | | | | | | | | | | |
| | | | M25 | PG21 | H24B-TSBS-M20 | T1250243120-000 | | | | | | | | | | | | | | | | | | | | | | | |
| | | | M25 | PG29 | H24B-TSBS-M25 | T1250243125-000 | | | | | | | | | | | | | | | | | | | | | | | |
| | | | M25 | PG21 | H24B-TSBHS-PG21 | T1270243121-000 | | | | | | | | | | | | | | | | | | | | | | | |
| | | | M32 | PG29 | H24B-TSBHS-PG29 | T1270243129-000 | | | | | | | | | | | | | | | | | | | | | | | |
| <table border="1"> <tr> <td>Construction</td> <td>H</td> </tr> <tr> <td>Low</td> <td>60</td> </tr> <tr> <td>High</td> <td>76</td> </tr> </table> | | Construction | H | Low | 60 | High | 76 | | | | | | | | | | | | | | | | | | | | | | |
| Construction | H | | | | | | | | | | | | | | | | | | | | | | | | | | | | |
| Low | 60 | | | | | | | | | | | | | | | | | | | | | | | | | | | | |
| High | 76 | | | | | | | | | | | | | | | | | | | | | | | | | | | | |
| Top entry housing with two levers | | | | | | | | | | | | | | | | | | | | | | | | | | | | | |
|  |  | Low construction High construction | M20 | PG16 | H24B-TGBS-PG16 | T1260243116-000 | | | | | | | | | | | | | | | | | | | | | | | |
| | | | M25 | PG21 | H24B-TGBS-PG21 | T1260243121-000 | | | | | | | | | | | | | | | | | | | | | | | |
| | | | M25 | PG21 | H24B-TGBS-M20 | T1260243120-000 | | | | | | | | | | | | | | | | | | | | | | | |
| | | | M25 | PG29 | H24B-TGBS-M25 | T1260243125-000 | | | | | | | | | | | | | | | | | | | | | | | |
| | | | M25 | PG21 | H24B-TGBHS-PG21 | T1280243121-000 | | | | | | | | | | | | | | | | | | | | | | | |
| | | | M32 | PG29 | H24B-TGBHS-PG29 | T1280243129-000 | | | | | | | | | | | | | | | | | | | | | | | |
| <table border="1"> <tr> <td>Construction</td> <td>H</td> </tr> <tr> <td>Low</td> <td>60</td> </tr> <tr> <td>High</td> <td>76</td> </tr> </table> | | Construction | H | Low | 60 | High | 76 | | | | | | | | | | | | | | | | | | | | | | |
| Construction | H | | | | | | | | | | | | | | | | | | | | | | | | | | | | |
| Low | 60 | | | | | | | | | | | | | | | | | | | | | | | | | | | | |
| High | 76 | | | | | | | | | | | | | | | | | | | | | | | | | | | | |
| Bulkhead mounted with 4 bolts | | | | | | | | | | | | | | | | | | | | | | | | | | | | | |
|  | With protection cover  | 1 Side entry Low construction 2 Side entry High construction | M25 | PG21 | H24B-AD-BO | T1430240000-000 | | | | | | | | | | | | | | | | | | | | | | | |
| | | | M25 | PG21 | H24B-SDR-BO-PG21 | T1460240121-000 | | | | | | | | | | | | | | | | | | | | | | | |
| | | | M25 | PG21 | H24B-SDR-BO-M25 | T1460240125-000 | | | | | | | | | | | | | | | | | | | | | | | |
| | | | M25 | PG21 | H24B-SDR-BO-2PG21 | T1460240221-000 | | | | | | | | | | | | | | | | | | | | | | | |
| | | | M25 | PG29 | H24B-SDR-BO-2M25 | T1460240225-000 | | | | | | | | | | | | | | | | | | | | | | | |
| | | | M25 | PG21 | H24B-SDRH-BO-PG21 | T1490240121-000 | | | | | | | | | | | | | | | | | | | | | | | |
| | | | M32 | PG29 | H24B-SDRH-BO-PG29 | T1490240129-000 | | | | | | | | | | | | | | | | | | | | | | | |
| | | | M25 | PG21 | H24B-SDRH-BO-M25 | T1490240125-000 | | | | | | | | | | | | | | | | | | | | | | | |
| <table border="1"> <tr> <td>Construction</td> <td>A</td> <td>B</td> <td>C</td> <td>D</td> <td>F</td> <td>G</td> <td>H</td> </tr> <tr> <td>Low</td> <td>132</td> <td>144</td> <td>45</td> <td>57</td> <td>20</td> <td>65</td> <td>56</td> </tr> <tr> <td>High</td> <td>132</td> <td>144</td> <td>45</td> <td>57</td> <td>20</td> <td>65</td> <td>81</td> </tr> </table> | | Construction | A | B | C | D | F | G | H | Low | 132 | 144 | 45 | 57 | 20 | 65 | 56 | High | 132 | 144 | 45 | 57 | 20 | 65 | 81 | | | | |
| Construction | A | B | C | D | F | G | H | | | | | | | | | | | | | | | | | | | | | | |
| Low | 132 | 144 | 45 | 57 | 20 | 65 | 56 | | | | | | | | | | | | | | | | | | | | | | |
| High | 132 | 144 | 45 | 57 | 20 | 65 | 81 | | | | | | | | | | | | | | | | | | | | | | |
| M25 | PG29 | H24B-SDRH-BO-2PG21 | T1490240221-000 | | | | | | | | | | | | | | | | | | | | | | | | | | |
| M32 | PG29 | H24B-SDRH-BO-2M25 | T1490240225-000 | | | | | | | | | | | | | | | | | | | | | | | | | | |
| M25 | PG21 | H24B-SDRH-BO-2M25 | T1490240225-000 | | | | | | | | | | | | | | | | | | | | | | | | | | |
| M32 | PG29 | H24B-SDRH-BO-2M32 | T1490240232-000 | | | | | | | | | | | | | | | | | | | | | | | | | | |


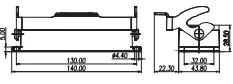

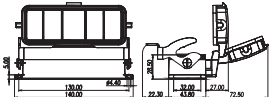

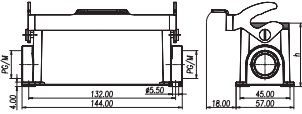

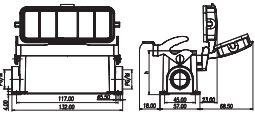
H24B with 1 lever on the hoods/housings

POWDER-COATED, RAL 7037

| Dimensions (mm) | | Metr. | PG | Type | Part Number | | | | | | |
|---|--|-------------------|--------------|--|---|------|------|------------|--------------|--|--|
| Hood: Side entry | | | | | | | | | | | |
|  | <p>Low construction</p>  | M25 M32 | PG21 PG29 | H24B-TS-RO-PG21 H24B-TS-RO-PG29 H24B-TS-RO-M25 H24B-TS-RO-M32 | T1310240121-000 T1310240129-000 T1310240125-000 T1310240132-000 | | | | | | |
|  | <p>High construction</p>  | M25 M32 M40 | PG21 PG29 | H24B-TSH-RO-PG21 H24B-TSH-RO-PG29 H24B-TSH-RO-M25 H24B-TSH-RO-M32 H24B-TSH-RO-M40 | T1330240121-000 T1330240129-000 T1330240125-000 T1330240132-000 T1330240140-000 | | | | | | |
| Hood: Top entry | | | | | | | | | | | |
|  | <p>Low construction</p>  | M25 M32 | PG21 PG29 | H24B-TG-RO-PG21 H24B-TG-RO-PG29 H24B-TG-RO-M25 H24B-TG-RO-M32 | T1320240121-000 T1320240129-000 T1320240125-000 T1320240132-000 | | | | | | |
|  | <p>High construction</p>  | M25 M32 M40 | PG21 PG29 | H24B-TGH-RO-PG21 H24B-TGH-RO-PG29 H24B-TGH-RO-M25 H24B-TGH-RO-M32 H24B-TGH-RO-M40 | T1340240121-000 T1340240129-000 T1340240125-000 T1340240132-000 T1340240140-000 | | | | | | |
| Cable-to-cable hood | | | | | | | | | | | |
|  |  <table border="1" data-bbox="531 1335 743 1429"> <thead> <tr> <th>Construction</th> <th>H</th> </tr> </thead> <tbody> <tr> <td>Low</td> <td>62.5</td> </tr> <tr> <td>High</td> <td>78.5</td> </tr> </tbody> </table> | Construction | H | Low | 62.5 | High | 78.5 | M25 M32 | PG21 PG29 | H24B-TBF-LB-PG21 H24B-TBF-LB-PG29 H24B-TBF-LB-M25 H24B-TBF-LB-M32 | T1730242121-000 T1730242129-000 T1730242125-000 T1730242132-000 |
| Construction | H | | | | | | | | | | |
| Low | 62.5 | | | | | | | | | | |
| High | 78.5 | | | | | | | | | | |
| | | M25 M32 M40 | PG21 PG29 | H24B-TBFH-LB-PG21 H24B-TBFH-LB-PG29 H24B-TBFH-LB-M25 H24B-TBFH-LB-M32 H24B-TBFH-LB-M40 | T1770243121-000 T1770243129-000 T1770243125-000 T1770243132-000 T1770243140-000 | | | | | | |
| Protection covers for hoods | | | | | | | | | | | |
|  | | | | H24B-KDTP-LB | T1010241500-000 | | | | | | |

H24B with 1 lever on the hoods/housings

POWDER-COATED, RAL 7037

| Dimensions (mm) | Metr. | PG | Type | Part Number | | | | | | | | |
|---|---|--------------|------------|-----------------|----|------|----|---|--|--|--|--|
| Bulkhead mounted | | | | | | | | | | | | |
|  |  | | H24B-AG-LB | T1500243000-000 | | | | | | | | |
|  | With protection cover  | | H24B-AD-LB | T1510243000-000 | | | | | | | | |
| Surface mounted: Side entry | | | | | | | | | | | | |
|  |  <table border="1" data-bbox="320 1176 539 1272"> <tr><td>Construction</td><td>H</td></tr> <tr><td>Low</td><td>56</td></tr> <tr><td>High</td><td>81</td></tr> </table> | Construction | H | Low | 56 | High | 81 | Low construction 1 Side entry 2 Side entry High construction 1 Side entry 2 Side entry | M20 M25 M20 M25 M25 M32 M25 M32 M25 M32 | PG16 PG21 PG16 PG21 PG21 PG29 PG21 PG29 PG21 PG29 PG21 PG29 | H24B-SGR-LB-PG16 H24B-SGR-LB-PG21 H24B-SGR-LB-M20 H24B-SGR-LB-M25 H24B-SGR-LB-2PG16 H24B-SGR-LB-2PG21 H24B-SGR-LB-2M20 H24B-SGR-LB-2M25 H24B-SGRH-LB-PG21 H24B-SGRH-LB-PG29 H24B-SGRH-LB-M25 H24B-SGRH-LB-M32 H24B-SGRH-LB-2PG21 H24B-SGRH-LB-2PG29 H24B-SGRH-LB-2M25 H24B-SGRH-LB-2M32 | T1610243116-000 T1610243121-000 T1610243120-000 T1610243125-000 T1610243216-000 T1610243221-000 T1610243220-000 T1610243225-000 T1650243121-000 T1650243129-000 T1650243125-000 T1650243132-000 T1650243221-000 T1650243229-000 T1650243225-000 T1650243232-000 |
| Construction | H | | | | | | | | | | | |
| Low | 56 | | | | | | | | | | | |
| High | 81 | | | | | | | | | | | |
|  | With protection cover  <table border="1" data-bbox="320 1601 539 1697"> <tr><td>Construction</td><td>H</td></tr> <tr><td>Low</td><td>56</td></tr> <tr><td>High</td><td>81</td></tr> </table> | Construction | H | Low | 56 | High | 81 | Low construction 1 Side entry 2 Side entry High construction 1 Side entry 2 Side entry | M20 M25 M20 M25 M25 M32 M25 M32 | PG16 PG21 PG16 PG21 PG21 PG29 PG21 PG29 | H24B-SDR-LB-PG16 H24B-SDR-LB-PG21 H24B-SDR-LB-M20 H24B-SDR-LB-M25 H24B-SDR-LB-2PG16 H24B-SDR-LB-2PG21 H24B-SDR-LB-2M20 H24B-SDR-LB-2M25 H24B-SDRH-LB-PG21 H24B-SDRH-LB-PG29 H24B-SDRH-LB-M25 H24B-SDRH-LB-M32 H24B-SDRH-LB-2PG21 H24B-SDRH-LB-2PG29 H24B-SDRH-LB-2M25 H24B-SDRH-LB-2M32 | T1620243116-000 T1620243121-000 T1620243120-000 T1620243125-000 T1620243216-000 T1620243221-000 T1620243220-000 T1620243225-000 T1660243121-000 T1660243129-000 T1660243125-000 T1660243132-000 T1660243221-000 T1660243229-000 T1660243225-000 T1660243232-000 |
| Construction | H | | | | | | | | | | | |
| Low | 56 | | | | | | | | | | | |
| High | 81 | | | | | | | | | | | |

HIP.24/64, HIP-K.24/64, EMV-K.24/64 housings


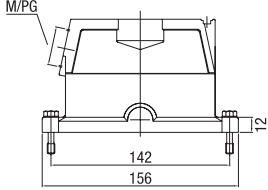

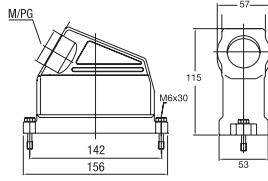

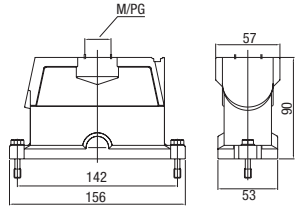
HIP: Pressure-tight, silver-grey

HIP-K: Housings corrosion-resistant, black, according to DIN IEC 68 T2-52 and ASTM B117-09 > 1000h

EMV-K: Protection against electro-magnetic interference, pressure-tight, housings corrosion-resistant, black

Pressure-tight up to 5 bar

IP 68 / IP 69 K

| Description | Metr. | PG | Type | Part Number |
|---|-------------------|---|---|--|
| Hood: Side entry, Standard construction | | | | |
|   | M40 | 21 29 | HIP HIP.24/64.STS.1.21.G HIP.24/64.STS.1.29.G HIP.24/64.STS.1.M40.G | 1-1102658-5 1-1102660-5 0-1106473-2 |
| | M40 | 29 | HIP-K HIP-K.24/64.STS.1.29.G HIP-K.24/64.STS.1.M40.G | 2-1102660-5 0-1106473-4 |
| | M25 M32 M40 | 29 | EMV-K EMV-K.24/64.STS.1.29.G EMV-K.24/64.STS.1.M25.G EMV-K.24/64.STS.1.M32.G EMV-K.24/64.STS.1.M40.G | 4-1102755-5 0-1102983-1 0-1106461-8 0-1106461-3 |
|   | M40 | 29 36 | HIP HIP-KF.24/64.STS.1.29.G HIP-KF.24/64.STS.1.36.G HIP-KF.24/64.STS.1.M40.G | 1-1102622-5 1-1102623-5 0-1106474-1 |
| | M40 | 29 36 | HIP-K HIP-KF/K.24/64.STS.1.29.G HIP-KF/K.24/64.STS.1.36.G HIP-KF/K.24/64.STS.1.M40.G | 2-1102622-5 2-1102623-5 0-1106474-2 |
| | M40 | 29 36 | EMV-K EMV-KF/K.24/64.STS.1.29.G EMV-KF/K.24/64.STS.1.36.G EMV-KF/K.24/64.STS.1.M40.G | 4-1102732-5 4-1102733-5 0-1106462-2 |
| Hood: Top entry, Standard construction | | | | |
|   | M40 | | | |
| | 2xM32 M40 | 21 29 | HIP HIP.24/64.STO.1.21.G HIP.24/64.STO.1.29.G HIP.24/64.STO.1.M40.G | 1-1102662-5 1-1102664-5 0-1106473-1 |
| | M40 2xM40 | 29 | HIP-K HIP-K.24/64.STO.1.29.G HIP-K.24/64.STO.2.M32.G HIP-K.24/64.STO.1.M40.G | 2-1102664-5 0-1102792-1 0-1106473-3 |
| 2xM40 | 29 | EMV-K EMV-K.24/64.STO.1.29.G EMV-K.24/64.STO.1.M40.G | 4-1102759-5 0-1106461-4 | |
| 2xM40 | | | | |

HIP.10/24, HIP-K.10/24, EMV-K.10/24 housings







HIP: Pressure-tight, silver-grey

HIP-K: Housings corrosion-resistant, black, according to DIN IEC 68 T2-52 and ASTM B117-09 > 1000h

EMV-K: Protection against electro-magnetic interference, pressure-tight, housings corrosion-resistant, black

Pressure-tight up to 5 bar

IP 68 / IP 69 K

| Description | Metr. | PG | Type | Part Number |
|---|-------|------------|--|--|
| Surface mounted housing: Bottom entry | | | | |
|   | | | HIP HIP.10/24.AG.M6 HIP-K HIP-K.10/24.AG.M6 EMV-K EMV-K.10/24.AG.M6 | 1-1102612-5 2-1102612-5 4-1102720-5 |
| Surface mounted housing: Side entry | | | | |
|   | 2xM32 | 21 2x21 | HIP HIP.10/24.SG.1.21.G HIP.10/24.SG.2.21.G HIP.10/24.SG.2.M32.G HIP-K HIP-K.10/24.SG.1.21.G HIP-K.10/24.SG.2.21.G EMV-K EMV-K.10/24.SG.1.21.G EMV-K.10/24.SG.2.21.G EMV-K.10/24.SG.2.M32.G | 1-1102610-5 1-1102611-5 0-1106435-1 5-1102610-5 2-1102611-5 5-1102716-5 4-1102717-5 0-1106426-2 |
| Protective covers for hoods and housing | | | | |
|   | | | HIP HIP/EMV.10/24.SKB HIP-K/EMV-K HIP-K/EMV-K.10/24.SKB | 3-1106202-5 4-1106202-5 |


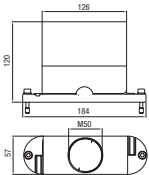

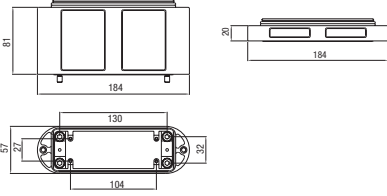

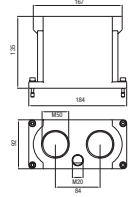

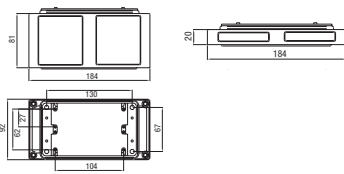
HF-HIP-K 8/HF-EMV-K 8, HF-HIP-K 12/HF-EMV-K 12 housings

HIP: Pressure-tight, silver-grey

HIP-K: Housings corrosion-resistant, black, according to DIN IEC 68 T2-52 and ASTM B117-09 > 1000h

EMV-K: Protection against electro-magnetic interference, pressure-tight, housings corrosion-resistant, black

Screw lock on hood

| Description | Metr. | PG | Type | Part Number |
|---|---|---|--|--|
| Hood | | | | |
|  |  | 1xM50 1xM50 2xM40 2xM40 | HF-HIP-K.8.Sto.1.M50G HF.8.EMV-K.8.Sto.1.M50G HF.HIP-K.8.Sto.2.M40G HF.EMV-K.8.Sto.2.M40G | 0-1102839-4 0-1102839-3 0-1102839-2 0-1102839-1 |
| Housing bottom | | | | |
|  |  | Height 20 mm 20 mm 81 mm 81 mm | HF-HIP-K.8.AG.N HF-EMV-K.8.AG.N HF-HIP-K.8.AG HF-EMV-K.8.AG | 0-1102837-2 0-1102837-1 0-1102836-2 0-1102836-1 |
| Hood | | | | |
|  |  | 2xM40 2xM40 2xM50 2xM50 | HF-HIP-K.12.Sto.2.M40G HF-EMV-K.12.Sto.2.M40G HF-HIP-K.12.Sto.2.M50G HF-EMV-K.12.Sto.2.M50G | 0-1102840-2 0-1102840-1 0-1102840-4 0-1102840-3 |
| Housing bottom | | | | |
|  |  | Height 20 mm 20 mm 81 mm 81 mm | HF-HIP-K.12.AG.N HF-EMV-K.12.AG.N HF-HIP-K.12.AG HF-EMV-K.12.AG | 0-1102838-2 0-1102838-1 0-1102192-2 0-1102192-1 |

Connectors for Power Supply and Power Circuits

The demand for shortest possible periods of machine shutdowns and assembly times requires the use of connectors at the interfaces of the connector wires, as well as energy feeding and power circuits.

To satisfy the demand of the various applications the series Power Connector was designed.

On the basis of the standard series HSB.6/35 (power supply up to 35 A - 6-poles) the development and the elaboration of this series is being continued rigorously as a result, almost any application up to current of 350 A can be realized by using a series of different power contacts.


Due to the modular structure the different varieties of customer requirements in this sector can be met.

We also offer solutions for your application specific requirements.

POWER CONTACT SERIE HPC GRADED BY DIMENSIONAL LEVELS UP TO 350 A FOR VARIOUS INDUSTRIAL APPLICATIONS

65 % higher current consumption than other available contact systems of the same size.
F. e. Tulip contact 250 A - Coil spring contact 350 A.

Coil Spring Power Contact



- 1 Insulating material plastic
- 2 Crimp ferrule
- 3 Female contact
- 4 Coil spring
- 5 Male contact

CRIMP FERRULE

- Optimum material adaptation according to customer's application
- Adaptation to special customer wire size and crimping tools
- Same crimp ferrule for male, female and grounding contact
- Robust crimp ferrule for tough industrial applications

MALE/FEMALE CONTACT


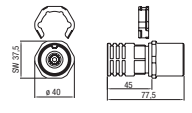

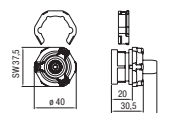

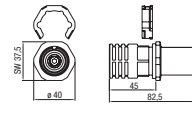

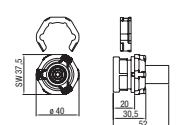
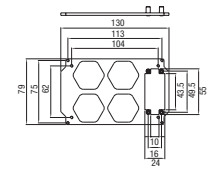
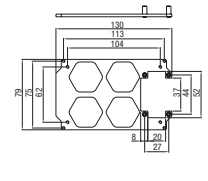
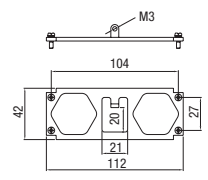
- Wear-resistant basic material
- Worn parts can be individually exchanged
- Surface coating according to customer application
- 30% reduced mating and pulling forces
- 50% increase of making cycles
- Variable wire termination

Connector overview

| | |
|-----------------------|-------------------|
| Series | HF-13 |
| Power circuit | 350A (3KV) |
| Signal circuit | 16A (400V) |
| Pollution degree | 3(C) |
| Type of terminals | Crimp |
| Pole Modul | 1 |
| Page | 16 |

HF-13 module

350A/3KV


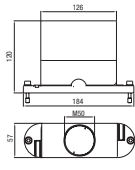
| Description | Dimensions (mm) | Type | Part Number | |
|--|---|-------------|-------------|---------------|
| | | | Male insert | Female insert |
|  |  | HF.13.Sti. | O-1110950-2 | |
|  |  | HF.13.Sti.E | O-1110950-4 | |
|  |  | HF.13.Bu. | | O-1110951-2 |
|  |  | HF.13.Bu.E | | O-1110951-4 |
| | | | Top | Bottom |
| 3 x for power 1 x for earth 1 x for signal (HA.10) Assembly in HF.12 Housings |  | | O-1110955-3 | O-1110955-1 |
| 3 x for power 1 x for earth 1 x for signal (HE.6) Assembly in HF.12 Housings |  | | O-1110955-4 | O-1110955-2 |
| 2 x for power 1 x signal Assembly in HF.8 Housings |  | | O-1110960-2 | O-1110960-1 |

HF.8 housings


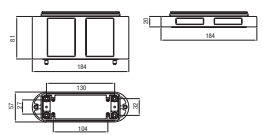
EMV-K: corrosion-resistant, black; HIP-K: black

Screw lock on hood

IP 68 / IP 69 K

| Description | Metr. | Height | Type | Part Number |
|---|-------------|--------|----------------------------|-------------|
| Hood | | | | |
|   | 1xM50 | | HF-HIP-K.8.Sto.1.M50G | 0-1102839-4 |
| | 1xM50 | | HF.8.EMV-K.8.Sto.1.M50G | 0-1102839-3 |
| | 2xM40 | | HF.HIP-K.8.Sto.2.M40G | 0-1102839-2 |
| | 2xM40 | | HF.EMV-K.8.Sto.2.M40G | 0-1102839-1 |
| | 2xM40+1xM16 | | HF.HIP.K8.Sto.2.M40G.1M16G | 0-1102839-6 |
| | 2xM40+1xM16 | | HF.EMV.K8.Sto.2.M40G.1M16G | 0-1102839-5 |


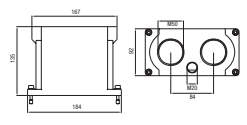
Housing bottom

| | | | | |
|---|--|----|-----------------|-------------|
|   | | 20 | HF-HIP-K.8.AG.N | 0-1102837-2 |
| | | 20 | HF-EMV-K.8.AG.N | 0-1102837-1 |
| | | 81 | HF-HIP-K.8.AG | 0-1102836-2 |
| | | 81 | HF-EMV-K.8.AG | 0-1102836-1 |


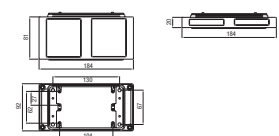
HF.12 housings

Screw lock on hood

IP 68 / IP 69 K

| Description | Metr. | Height | Type | Part Number |
|---|-------|--------|-----------------------------|-------------|
| Hood | | | | |
|   | 2xM40 | | HF-HIP-K.12.Sto.2.M40.1M20G | 0-1102840-2 |
| | 2xM40 | | HF-EMV-K.12.Sto.2.M40.1M20G | 0-1102840-1 |
| | 2xM50 | | HF-HIP-K.12.Sto.2.M50.1M20G | 0-1102840-4 |
| | 2xM50 | | HF-EMV-K.12.Sto.2.M50.1M20G | 0-1102840-3 |

Housing bottom


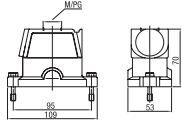

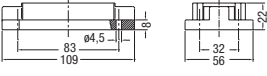


| | | | | |
|---|--|----|------------------|-------------|
|   | | 20 | HF-HIP-K.12.AG.N | 0-1102838-2 |
| | | 20 | HF-EMV-K.12.AG.N | 0-1102838-1 |
| | | 81 | HF-HIP-K.12.AG | 0-1102192-2 |
| | | 81 | HF-EMVK-K.12.AG | 0-1102192-1 |

EMV-K 10/24 housings

EMV-K: Protection against electro magnetic interference, pressure-tight, corrosion-resistant

Screw lock on hood

IP 68 / IP 69 K

| Description | Metr. | PG | Type | Part Number |
|--|-------|----|---|----------------------------|
| Hood: Top entry | | | | |
|   | M25 | 21 | EMV-K.10/24.Sto.1.21G EMV-K.10/24.Sto.1.M25G | 4-1102715-5 0-1106427-4 |
| Surface mounted housing: Bottom entry | | | | |
|   <p>Panel cut-out</p> | | | EMV-K.10/24.AG | 4-1102718-5 |
| Surface mounted housing: side entry | | | | |
|   | 2xM32 | 21 | EMV-K.10/24.SG.1.21G EMV-K.10/24.SG.2.M32G | 4-1102716-5 0-1106426-2 |

Crimping sleeves

CRIMPING SLEEVES FOR CONTACT SERIES HF-13

MAX. 350A

| Description | Dimensions (mm) | Type | Part Number |
|---|--|--------------------------------|-------------|
| Crimp barrel for pin-/socket side - shrink tube - crimp barrel - adapter |  | CH.50mm ² -13/16mm | 0-1110953-5 |
| | | CH.70mm ² -13/16mm | 0-1110953-6 |
| | | CH.95mm ² -13/16mm | 0-1110953-7 |
| | | CH.105mm ² -13/16mm | 0-1110953-8 |
| | | CH.120mm ² -13/16mm | 0-1110953-9 |
| | | CH.150mm ² -13/16mm | 1-1110953-1 |

SUITABLE TOOL

| Description | | Type | Part Number |
|-------------------------------------|---|---|---|
| Crimping tool without crimping jaws |  | HSS-CSZ.2.5-70mm ² | 1-1105653-8 |
| Crimping jaws for HSL, HSS |  | CB-HSS-CSZ.6mm ² CB-HSS-CSZ.10mm ² CB-HSS-CSZ.16mm ² CB-HSS-CSZ.25mm ² CB-HSS-CSZ.35mm ² CB-HSS-CSZ.50mm ² CB-HSS-CSZ.70mm ² | 2-1105653-8 3-1105653-8 4-1105653-8 5-1105653-8 6-1105653-8 7-1105653-8 8-1105653-8 |
| Hydraulic Crimping tool |  | HF-CHZ | 0-1110956-1 |
| Dies |  | SET-50-150mm ² 150mm ² -KZ22 120mm ² -KZ20 95mm ² -KZ18 70mm ² -KZ16 50mm ² -KZ14 | 0-1110956-7 0-1110956-6 0-1110956-5 0-1110956-4 0-1110956-3 0-1110956-2 |

Notes



IP68, IP65 Hoods and Housings overview



1. Specifications

DIN VDE 0110 Concerning clearance and clearance distances

DIN VDE 0627 Connectors and plug devices

2. Standards

DIN EN 60 664-1

DIN EN 61 984


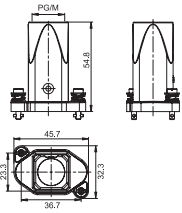

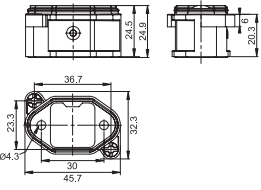

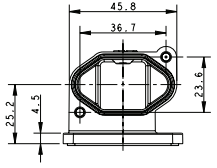
3. Approvals



RoHS


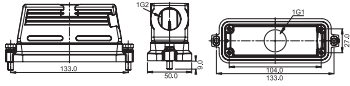

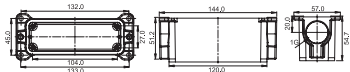
HPR (IP68) series hoods/housings

H3APR (IP68) SERIES

| Opposite angle locking | Metr. | PG | Type | Part Number |
|---|---|-----|---|---|
| Top entry | | | | |
|  |  | M20 | PG16 H3APR-MTG-PG16 H3APR-MTG-M20 | T1920030116-000 T1920030120-000 |
| Bulkhead mounted: Bottom entry | | | | |
|  |  | | H3APR-MAG | T1930030000-000 |
| Bulkhead mounted: Side entry | | | | |
|  |  | | H3APR-MAGS | T1946030000-000 (Black) T1946032000-000 (Grey) T1946031000-000 (Silver) |



HB hoods/housings with central locking lever

HB (IP67) SERIES

| Central locking | | Size | Metr. | PG | Type | Part Number |
|---|---|------|------------|--------------|--|---|
|  |  | H24B | M25 | PG21 PG29 | Top entry H24BK-TGHC-PG21 H24BK-TGHC-PG29 H24BK-TGHC-M25 H24BK-TGHC-M32 H24BK-TGHC-M40 | T1822242121-000 T1822242129-000 T1822242125-000 T1822242132-000 T1822242140-000 |
| | | | M32 M40 | | | PG21 |
| Surface mounted side entry | | | | | | |
|  |  | H24B | M25 | PG21 PG21 | 1 side entry H24BK-SGR-PG21 H24BK-SGR-M25 | T1852242121-000 T1852242125-000 |
| | | | M25 | | PG21 | 2 side entry H24BK-SGR-2PG21 H24BK-SGR-2M25 |

Special hoods

SPECIAL HOODS (IP65) SERIES

| Double cable entry | Size | Metr. | PG | Type | Part Number |
|--|------|-------|--------|---------------------------------|------------------------------------|
| Hood: Top entry | | | | | |
|  | H10B | 2xM20 | 2xPG16 | H10B-TGH-2PG16 H10B-TGH-2M20 | T1240102116-000 T1240102120-000 |
| | H16B | 2xM25 | 2xPG21 | H16B-TGH-2PG21 H16B-TGH-2M25 | T1240162121-000 T1240162125-000 |
| | H24B | 2xM25 | 2xPG21 | H24B-TGH-2PG21 H24B-TGH-2M25 | T1240242121-000 T1240242125-000 |
| Hood: Side entry | | | | | |
|  | H10B | 2xM20 | 2xPG16 | H10B-TFH-2PG16 H10B-TFH-2M20 | T1230102116-000 T1230102120-000 |
| | H16B | 2xM25 | 2xPG21 | H16B-TFH-2PG21 H16B-TFH-2M25 | T1230162121-000 T1230162125-000 |
| | H24B | 2xM25 | 2xPG21 | H24B-TFH-2PG21 H24B-TFH-2M25 | T1230242121-000 T1230242125-000 |

HA series hoods/housings

H3A INCLUDE METAL AND PLASTIC SHELLS

H3A6 LEVERS INCLUDE METAL, PLASTIC AND STAINLESS STEEL







| H3A metal hoods, housings | Metr. | PG | Type | H3A thermoplastic hoods, housings | Metr. | PG | Type |
|---|--|------|--|---|--|------|---|
| Top entry | | | | Top entry | | | |
|  | M20 | PG11 | H3A-MTG-PG11 H3A-MTG-M20 |  | M20 | PG11 | H3A-TG-PG11 H3A-TG-M20 |
| Side entry | | | | Side entry | | | |
|  | M20 | PG11 | H3A-MTS-PG11 H3A-MTS-M20 |  | M20 | PG11 | H3A-TS-PG11 H3A-TS-M20 |
| Bulkhead mounting: Bottom entry | | | | Bulkhead mounting: Bottom entry | | | |
|  | | | H3A-MAG |  | | | H3A-AG |
| Bulkhead mounting: Side entry | | | | Bulkhead mounting: Side entry | | | |
|  | | | H3A-MAGS |  | | | H3A-AGS |
| Surface mounting: Side entry | | | | Surface mounting: Side entry | | | |
|  | M16 M20 | PG11 | H3A-MAGSV-PG11 H3A-MAGSV-M16 H3A-MAGSV-M20 |  | M16 M20 | PG11 | H3A-AGSV-PG11 H3A-AGSV-M16 H3A-AGSV-M20 |
| Cable-to-cable hood | | | | Cable-to-cable hood | | | |
|  | M20 | PG11 | H3A-MTGVB-PG11 H3A-MTGVB-M20 |  | M20 | PG11 | H3A-TGVB-PG11 H3A-TGVB-M20 |
| Protection covers for hoods (thermoplastic) | | | | Protection covers for hoods | | | |
|  | Note: For mounted male insert and hood | | H3A-KDTP |  | Note: For mounted male insert and hood | | H3A-KDTP |
| Metal protection covers for hoods | | | | Protection covers for hoods | | | |
|  | Note: For mounted female insert and housings | | H3A-KDB |  | Note: For mounted female insert and housings | | H3A-KDBP (White) H3A-KDBPG (Grey) |
| | | | | White | Grey | | |

HA series hoods/housings

H10A INCLUDE METAL AND STAINLESS STEEL LEVER
H16A INCLUDE METAL AND STAINLESS STEEL LEVER

| H10A metal hoods, housings | | | | H16A metal hoods, housings | | | |
|---|--|------------------------------|--|---|--|------------------------------|--|
| | Metr. | PG | Type | | Metr. | PG | Type |
| Hood: Side entry | | | | Hood: Side entry | | | |
|  | Low construction High construction M20 M25 | PG16 PG21 | H10A-TS-PG16 H10A-TS-PG21 H10A-TS-M20 H10A-TS-M25 |  | Low construction High construction M20 M25 M25 | PG16 PG21 PG21 | H16A-TS-PG16 H16A-TS-PG21 H16A-TS-M20 H16A-TS-M25 H16A-TSH-PG21 H16A-TSH-M25 |
| Hood: Top entry | | | | Hood: Top entry | | | |
|  | Low construction High construction M20 M25 | PG16 PG21 | H10A-TG-PG16 H10A-TG-PG21 H10A-TG-M20 H10A-TG-M25 |  | Low construction High construction M20 M25 M25 | PG16 PG21 PG21 | H16A-TG-PG16 H16A-TG-PG21 H16A-TG-M20 H16A-TG-M25 H16A-TGH-PG21 H16A-TGH-M25 |
| Protection covers for hood | | | | Protection covers for hood | | | |
|  | | | H10A-KDT |  | | | H16A-KDT |
| Bulkhead mounted | | | | Bulkhead mounted | | | |
|  | | | H10A-AGS |  | | | H16A-AGS |
|  | | | H10A-ADS |  | | | H16A-ADS |
| Surface mounted: Side entry | | | | Surface mounted: Side entry | | | |
|  | 1 Side entry 2 Side entry M20 M25 M20 M25 | PG16 PG21 PG16 PG21 | H10A-SGRS-PG16 H10A-SGRS-PG21 H10A-SGRS-M20 H10A-SGRS-M25 H10A-SGRS-2PG16 H10A-SGRS-2PG21 H10A-SGRS-2M20 H10A-SGRS-2M25 |  | 1 Side entry 2 Side entry M20 M25 M20 M25 | PG16 PG21 PG16 PG21 | H16A-SGRS-PG16 H16A-SGRS-PG21 H16A-SGRS-M20 H16A-SGRS-M25 H16A-SGRS-2PG16 H16A-SGRS-2PG21 H16A-SGRS-2M20 H16A-SGRS-2M25 |
|  | 1 Side entry 2 Side entry M20 M25 M20 M25 | PG16 PG21 PG16 PG21 | H10A-SDRMS-PG16 H10A-SDRMS-PG21 H10A-SDRMS-M20 H10A-SDRMS-M25 H10A-SDRMS-2PG16 H10A-SDRMS-2PG21 H10A-SDRMS-2M20 H10A-SDRMS-2M25 |  | 1 Side entry 2 Side entry M20 M25 M20 M25 | PG16 PG21 PG16 PG21 | H16A-SDRS-PG16 H16A-SDRS-PG21 H16A-SDRS-M20 H16A-SDRS-M25 H16A-SDRS-2PG16 H16A-SDRS-2PG21 H16A-SDRS-2M20 H16A-SDRS-2M25 |
| Cable-to-cable hood | | | | Cable-to-cable hood | | | |
|  | Low construction High construction M20 M25 M25 | PG16 PG21 | H10A-TBFS-PG16 H10A-TBFS-M20 H10A-TBFS-M25 H10A-TBFHS-PG21 H10A-TBFHS-M25 |  | Low construction High construction M20 M25 M25 | PG16 PG21 | H16A-TBFS-PG16 H16A-TBFS-M20 H16A-TBFS-M25 H16A-TBFHS-PG21 H16A-TBFHS-M25 |

HA series hoods/housings

| H32A metal hoods, housings | | | | H8A thermoplastic hoods, housings | | | |
|---|--|------------------------------|--|---|-------|------|---------------------------|
| | Metr. | PG | Type | | Metr. | PG | Type |
| Hood: Side entry | | | | Hood: Side entry | | | |
|  | M25 M32 M40 | PG21 PG29 PG36 | H32A-TS-PG21 H32A-TS-PG29 H32A-TS-PG36 H32A-TS-M25 H32A-TS-M32 H32A-TS-M40 |  | M20 | PG16 | H8A-TS-PG16 H8A-TS-M20 |
| Hood: Top entry | | | | Hood: Top entry | | | |
|  | M25 M32 M40 | PG21 PG29 PG36 | H32A-TG-PG21 H32A-TG-PG29 H32A-TG-PG36 H32A-TG-M25 H32A-TG-M32 H32A-TG-M40 |  | M20 | PG16 | H8A-TG-PG16 H8A-TG-M20 |
| Bulkhead mounted | | | | Bulkhead mounted | | | |
|  | | | H32A-AG |  | | | H8A-AG |
| Surface mounted: Side entry | | | | | | | |
|  | 1 Side entry M25 M32 2 Side entry M25 M32 | PG21 PG29 PG21 PG29 | H32A-SGR-PG21 H32A-SGR-PG29 H32A-SGR-M25 H32A-SGR-M32 H32A-SGR-2PG21 H32A-SGR-2PG29 H32A-SGR-2M25 H32A-SGR-2M32 | | | | |

H6B series hoods/housings













H6B LEVERS INCLUDE METAL, PLASTIC AND STAINLESS STEEL
H6B COVERS INCLUDE PLASTIC AND METAL COVERS

| H6B metal hoods | Metr. | PG | Type | H6B metal housings | Metr. | PG | Type |
|---|--|--------------------------|--|---|---|----------------------------------|--|
| Hood: Side entry | | | | Bulkhead mounted | | | |
|  | M20 M25 | PG16 PG21 | H6B-TS-PG16 H6B-TS-PG21 H6B-TS-M20 H6B-TS-M25 |  | | | H6B-AGS |
|  | M20 M25 M32 | PG21 PG29 | H6B-TSH-PG21 H6B-TSH-PG29 H6B-TSH-M20 H6B-TSH-M25 H6B-TSH-M32 |  | | | H6B-ADS |
| Hood: Top entry | | | | Surface mounted: Side entry | | | |
|  | M20 M25 | PG16 PG21 | H6B-TG-PG16 H6B-TG-PG21 H6B-TG-M20 H6B-TG-M25 |  | Low construction 1 Side entry 2 Side entry | PG16 PG21 PG16 PG21 | H6B-SGRS-PG16 H6B-SGRS-PG21 H6B-SGRS-M20 H6B-SGRS-M25 H6B-SGRS-2PG16 H6B-SGRS-2PG21 H6B-SGRS-2M20 H6B-SGRS-2M25 |
| | | | |  | High construction 1 Side entry 2 Side entry | PG21 PG29 PG21 PG29 | H6B-SGRHS-PG21 H6B-SGRHS-PG29 H6B-SGRHS-M25 H6B-SGRHS-M32 H6B-SGRHS-2PG21 H6B-SGRHS-2PG29 H6B-SGRHS-2M25 H6B-SGRHS-2M32 |
|  | M20 M25 M32 | PG21 PG29 | H6B-TGH-PG21 H6B-TGH-PG29 H6B-TGH-M20 H6B-TGH-M25 H6B-TGH-M32 |  | Low construction 1 Side entry 2 Side entry | PG16 PG21 PG16 PG21 | H6B-SDRS-PG16 H6B-SDRS-PG21 H6B-SDRS-M20 H6B-SDRS-M25 H6B-SDRS-2PG16 H6B-SDRS-2PG21 H6B-SDRS-2M20 H6B-SDRS-2M25 |
| | | | |  | High construction 1 Side entry 2 Side entry | PG21 PG29 PG21 PG29 | H6B-SDRHS-PG21 H6B-SDRHS-PG29 H6B-SDRHS-M25 H6B-SDRHS-M32 H6B-SDRHS-2PG21 H6B-SDRHS-2PG29 H6B-SDRHS-2M25 H6B-SDRHS-2M32 |
| Cable-to-cable hood | | | | | | | |
|  | Low construction M20 M25 High construction M20 M25 M32 | PG16 PG21 PG29 | H6B-TBFS-PG16 H6B-TBFS-M20 H6B-TBFS-M25 H6B-TBFHS-PG21 H6B-TBFHS-PG29 H6B-TBFHS-M20 H6B-TBFHS-M25 H6B-TBFHS-M32 | | | | |
| Protection covers for hoods | | | | | | | |
|  | | | H6B-KDTP | | | | |

H10B with 2 levers on the hoods/housings

H10B LEVERS INCLUDE METAL, PLASTIC AND STAINLESS STEEL

H10B COVERS INCLUDE PLASTIC AND METAL COVERS

| H10B metal hoods | Metr. | PG | Type | H10B metal housings | Metr. | PG | Type | |
|---|---------------------------------|--------------|--|---|---|-------------------|--------------|--|
| Hood: Side entry | | | | Bulkhead mounted | | | | |
|  | M20 M25 | PG16 PG21 | H10B-TS-PG16 H10B-TS-PG21 H10B-TS-M20 H10B-TS-M25 |  | | | H10B-AGS | |
| Hood: Top entry | | | | Surface mounted: Side entry | | | | |
|  | M20 M25 M32 | PG21 PG29 | H10B-TSH-PG21 H10B-TSH-PG29 H10B-TSH-M20 H10B-TSH-M25 H10B-TSH-M32 |  | Low construction 1 Side entry 2 Side entry | M20 M25 | PG16 PG21 | H10B-SGRS-PG16 H10B-SGRS-PG21 H10B-SGRS-M20 H10B-SGRS-M25 H10B-SGRS-2PG16 H10B-SGRS-2PG21 H10B-SGRS-2M20 H10B-SGRS-2M25 |
| | | | | | High construction 1 Side entry 2 Side entry | M20 M25 M32 | PG21 PG29 | H10B-SGRHS-PG21 H10B-SGRHS-PG29 H10B-SGRHS-M25 H10B-SGRHS-M32 H10B-SGRHS-2PG21 H10B-SGRHS-2PG29 H10B-SGRHS-2M25 H10B-SGRHS-2M32 |
|  | M20 M25 | PG16 PG21 | H10B-TG-PG16 H10B-TG-PG21 H10B-TG-M20 H10B-TG-M25 | Side entry housing with two levers | | | | |
|  | M20 M25 M32 | PG21 PG29 | H10B-TGH-PG21 H10B-TGH-PG29 H10B-TGH-M20 H10B-TGH-M25 H10B-TGH-M32 |  | Low construction | M20 M25 | PG16 PG21 | H10B-TSBS-PG16 H10B-TSBS-PG21 H10B-TSBS-M20 H10B-TSBS-M25 |
| | | | | | High construction | M25 M32 | PG21 PG29 | H10B-TSBHS-PG21 H10B-TSBHS-PG29 H10B-TSBHS-M25 H10B-TSBHS-M32 |
| Cable-to-cable hood | | | | Top entry housing with two levers | | | | |
|  | Low construction M20 M25 | PG16 | H10B-TBFS-PG16 H10B-TBFS-M20 H10B-TBFS-M25 |  | Low construction | M20 M25 | PG16 PG21 | H10B-TGBS-PG16 H10B-TGBS-PG21 H10B-TGBS-M20 H10B-TGBS-M25 |
| | High construction M25 M32 | PG21 PG29 | H10B-TBFHS-PG21 H10B-TBFHS-PG29 H10B-TBFHS-M25 H10B-TBFHS-M32 | | High construction | M25 M32 | PG21 PG29 | H10B-TGBHS-PG21 H10B-TGBHS-PG29 H10B-TGBHS-M25 H10B-TGBHS-M32 |
| Protection covers for hoods | | | | Bulkhead mounted with 4 bolts | | | | |
|  | | | H10B-KDTP |  | 1 Side entry Low construction | M20 M25 | PG16 PG21 | H10B-AD-BO H10B-SDR-BO-PG16 H10B-SDR-BO-PG21 H10B-SDR-BO-M20 H10B-SDR-BO-M25 H10B-SDR-BO-2PG16 H10B-SDR-BO-2PG21 H10B-SDR-BO-2M20 H10B-SDR-BO-2M25 |
| Housing protection cover | | | | | 1 Side entry High construction | M20 M25 M32 | PG21 PG29 | H10B-SDRH-BO-PG21 H10B-SDRH-BO-PG29 H10B-SDRH-BO-M25 H10B-SDRH-BO-M32 H10B-SDRH-BO-2PG21 H10B-SDRH-BO-2PG29 H10B-SDRH-BO-2M25 H10B-SDRH-BO-2M32 |
|  | | | H10B-KDBP |  | 2 Side entry Low construction | M25 M32 | PG16 PG21 | |
| | | | | | 2 Side entry High construction | M25 M32 | PG21 PG29 | |

H10B with 1 lever on the hoods/housings

H10B LEVERS INCLUDE METAL, PLASTIC AND STAINLESS STEEL
H10B COVERS INCLUDE PLASTIC AND METAL COVERS

| H10B metal hoods | Metr. | PG | Type | H10B metal housings | Metr. | PG | Type |
|---|---|----------------------|--|---|---|------------------------------|--|
| Hood: Side entry | | | | Bulkhead mounted | | | |
|  | M20 M25 | PG16 PG21 | H10B-TS-RO-PG16 H10B-TS-RO-PG21 H10B-TS-RO-M20 H10B-TS-RO-M25 |  | | | H10B-AG-LB |
|  | M20 M25 M32 | PG21 PG29 | H10B-TSH-RO-PG21 H10B-TSH-RO-PG29 H10B-TSH-RO-M20 H10B-TSH-RO-M25 H10B-TSH-RO-M32 |  | | | H10B-AD-LB |
| Hood: Top entry | | | | Surface mounted: Side entry | | | |
|  | M20 M25 | PG16 PG21 | H10B-TG-RO-PG16 H10B-TG-RO-PG21 H10B-TG-RO-M20 H10B-TG-RO-M25 |  | Low construction 1 Side entry 2 Side entry | PG16 PG21 PG16 PG21 | H10B-SGR-LB-PG16 H10B-SGR-LB-PG21 H10B-SGR-LB-M20 H10B-SGR-LB-M25 H10B-SGR-LB-2PG16 H10B-SGR-LB-2PG21 H10B-SGR-LB-2M20 H10B-SGR-LB-2M25 |
| | | | |  | High construction 1 Side entry 2 Side entry | PG21 PG29 | H10B-SGRH-LB-PG21 H10B-SGRH-LB-PG29 H10B-SGRH-LB-M25 H10B-SGRH-LB-M32 |
|  | M20 M25 M32 | PG21 PG29 | H10B-TGH-RO-PG21 H10B-TGH-RO-PG29 H10B-TGH-RO-M20 H10B-TGH-RO-M25 H10B-TGH-RO-M32 |  | Low construction 1 Side entry 2 Side entry | PG16 PG21 PG16 PG21 | H10B-SDR-LB-PG16 H10B-SDR-LB-PG21 H10B-SDR-LB-M20 H10B-SDR-LB-M25 H10B-SDR-LB-2PG16 H10B-SDR-LB-2PG21 H10B-SDR-LB-2M20 H10B-SDR-LB-2M25 |
| | | | |  | High construction 1 Side entry 2 Side entry | PG21 PG29 PG21 PG29 | H10B-SDRH-LB-PG21 H10B-SDRH-LB-PG29 H10B-SDRH-LB-M25 H10B-SDRH-LB-M32 H10B-SDRH-LB-2PG21 H10B-SDRH-LB-2PG29 H10B-SDRH-LB-2M25 H10B-SDRH-LB-2M32 |
| Cable-to-cable hood | | | | | | | |
|  | Low construction M20 M25 High construction M25 M32 | PG16 PG21 PG29 | H10B-TBF-LB-PG16 H10B-TBF-LB-M20 H10B-TBF-LB-M25 H10B-TBFH-LB-PG21 H10B-TBFH-LB-PG29 H10B-TBFH-LB-M25 H10B-TBFH-LB-M32 | | | | |
| Protection covers for hoods | | | | | | | |
|  | | | H10B-KDTP-LB | | | | |

H16B with 2 levers on the hoods/housings

H16B LEVERS INCLUDE METAL, PLASTIC AND STAINLESS STEEL
H16B COVERS INCLUDE PLASTIC AND METAL COVERS

| H16B metal hoods | Metr. | PG | Type | H16B metal housings | Metr. | PG | Type | |
|---|--|----------------------|--|---|---|--------------------------|------------------------------|--|
| Hood: Side entry | | | | Bulkhead mounted | | | | |
|  | M25 M32 | PG16 PG21 | H16B-TS-PG16 H16B-TS-PG21 H16B-TS-M25 H16B-TS-M32 |  | | | H16B-AGS | |
|  | M25 M32 M40 | PG21 PG29 | H16B-TSH-PG21 H16B-TSH-PG29 H16B-TSH-M25 H16B-TSH-M32 H16B-TSH-M40 | Surface mounted: Side entry | | | | |
| | | | |  | Low construction 1 Side entry 2 Side entry | M25 M25 | PG21 PG21 | H16B-SGRS-PG21 H16B-SGRS-M25 H16B-SGRS-2PG21 H16B-SGRS-2M25 |
| | | | |  | High construction 1 Side entry 2 Side entry | M25 M32 M25 M32 | PG21 PG29 PG21 PG29 | H16B-SGRHS-PG21 H16B-SGRHS-PG29 H16B-SGRHS-M25 H16B-SGRHS-M32 H16B-SGRHS-2PG21 H16B-SGRHS-2PG29 H16B-SGRHS-2M25 H16B-SGRHS-2M32 |
| Hood: Top entry | | | | Side entry housing with two levers | | | | |
|  | M25 M32 | PG16 PG21 | H16B-TG-PG16 H16B-TG-PG21 H16B-TG-M25 H16B-TG-M32 |  | Low construction High construction | M20 M25 M25 M32 | PG16 PG21 PG21 PG29 | H16B-TSBS-PG16 H16B-TSBS-PG21 H16B-TSBS-M20 H16B-TSBS-M25 H16B-TSBHS-PG21 H16B-TSBHS-PG29 H16B-TSBHS-M25 H16B-TSBHS-M32 |
|  | M25 M32 M40 | PG21 PG29 | H16B-TGH-PG21 H16B-TGH-PG29 H16B-TGH-M25 H16B-TGH-M32 H16B-TGH-M40 | Top entry housing with two levers | | | | |
| | | | |  | Low construction High construction | M20 M25 M25 M32 | PG16 PG21 PG21 PG29 | H16B-TGBS-PG16 H16B-TGBS-PG21 H16B-TGBS-M20 H16B-TGBS-M25 H16B-TGBHS-PG21 H16B-TGBHS-PG29 H16B-TGBHS-M25 H16B-TGBHS-M32 |
| Cable-to-cable hood | | | | Bulkhead mounted with 4 bolts | | | | |
|  | Low construction M25 M32 High construction M25 M32 M40 | PG21 PG21 PG29 | H16B-TBFS-PG21 H16B-TBFS-M25 H16B-TBFS-M32 H16B-TBFHS-PG21 H16B-TBFHS-PG29 H16B-TBFHS-M25 H16B-TBFHS-M32 H16B-TBFHS-M40 |  | | | H16B-AD-BO | |
| Protection covers for hoods | | | |  | Low construction 1 Side entry 2 Side entry | M25 M25 | PG21 PG21 | H16B-SDR-BO-PG21 H16B-SDR-BO-M25 H16B-SDR-BO-2PG21 H16B-SDR-BO-2M25 |
|  | | | H16B-KDTP | | High construction 1 Side entry 2 Side entry | M25 M32 M25 M32 | PG21 PG29 PG21 PG29 | H16B-SDRH-BO-PG21 H16B-SDRH-BO-PG29 H16B-SDRH-BO-M25 H16B-SDRH-BO-M32 H16B-SDRH-BO-2PG21 H16B-SDRH-BO-2PG29 H16B-SDRH-BO-2M25 H16B-SDRH-BO-2M32 |
| Housing protection cover | | | |  | | | | |
|  | | | H16B-KDBP | | | | | |

H16B with 1 lever on the hoods/housings

H16B LEVERS INCLUDE METAL, PLASTIC AND STAINLESS STEEL
H16B COVERS INCLUDE PLASTIC AND METAL COVERS

| H16B metal hoods | Metr. | PG | Type | H16B metal housings | Metr. | PG | Type |
|---|--|------------------------------|--|---|---|--|--|
| Hood: Side entry | | | | Bulkhead mounted | | | |
|  | M25 M32 | PG21 PG29 | H16B-TS-RO-PG21 H16B-TS-RO-PG29 H16B-TS-RO-M25 H16B-TS-RO-M32 |  | | | H16B-AG-LB |
|  | M25 M32 M40 | PG21 PG29 | H16B-TSH-RO-PG21 H16B-TSH-RO-PG29 H16B-TSH-RO-M25 H16B-TSH-RO-M32 H16B-TSH-RO-M40 |  | | | H16B-AD-LB |
| Hood: Top entry | | | | Surface mounted: Side entry | | | |
|  | M25 M32 | PG21 PG29 | H16B-TG-RO-PG21 H16B-TG-RO-PG29 H16B-TG-RO-M25 H16B-TG-RO-M32 |  | Low construction 1 Side entry 2 Side entry High construction 1 Side entry 2 Side entry | PG16 PG21 PG16 PG21 PG21 PG29 PG21 PG29 | H16B-SGR-LB-PG16 H16B-SGR-LB-PG21 H16B-SGR-LB-M20 H16B-SGR-LB-M25 H16B-SGR-LB-2PG16 H16B-SGR-LB-2PG21 H16B-SGR-LB-2M20 H16B-SGR-LB-2M25 H16B-SGRH-LB-PG21 H16B-SGRH-LB-PG29 H16B-SGRH-LB-M25 H16B-SGRH-LB-M32 H16B-SGRH-LB-2PG21 H16B-SGRH-LB-2PG29 H16B-SGRH-LB-2M25 H16B-SGRH-LB-2M32 |
|  | M25 M32 M40 | PG21 PG29 | H16B-TGH-RO-PG21 H16B-TGH-RO-PG29 H16B-TGH-RO-M25 H16B-TGH-RO-M32 H16B-TGH-RO-M40 |  | Low construction 1 Side entry 2 Side entry High construction 1 Side entry 2 Side entry | PG16 PG21 PG16 PG21 PG21 PG29 PG21 PG29 | H16B-SDR-LB-PG16 H16B-SDR-LB-PG21 H16B-SDR-LB-M20 H16B-SDR-LB-M25 H16B-SDR-LB-2PG16 H16B-SDR-LB-2PG21 H16B-SDR-LB-2M20 H16B-SDR-LB-2M25 H16B-SDRH-LB-PG21 H16B-SDRH-LB-PG29 H16B-SDRH-LB-M25 H16B-SDRH-LB-M32 H16B-SDRH-LB-2PG21 H16B-SDRH-LB-2PG29 H16B-SDRH-LB-2M25 H16B-SDRH-LB-2M32 |
| Cable-to-cable hood | | | | | | | |
|  | Low construction M25 M32 High construction M25 M32 M40 | PG21 PG29 PG21 PG29 | H16B-TBF-LB-PG21 H16B-TBF-LB-PG29 H16B-TBF-LB-M25 H16B-TBF-LB-M32 H16B-TBFH-LB-PG21 H16B-TBFH-LB-PG29 H16B-TBFH-LB-M25 H16B-TBFH-LB-M32 H16B-TBFH-LB-M40 | | | | |
| Protection covers for hoods | | | | | | | |
|  | | | H16B-KDTP-LB | | | | |

H24B with 2 levers on the hoods/housings

H24B LEVERS INCLUDE METAL, PLASTIC AND STAINLESS STEEL
H24B COVERS INCLUDE PLASTIC AND METAL COVERS

| H24B metal hoods | Metr. | | | H24B metal housings | Metr. | PG | Type |
|---|--|----------------------|--|---|---|--|--|
| Hood: Side entry | | | | Bulkhead mounted | | | |
|  | M25 M32 | PG16 PG21 | H24B-TS-PG16 H24B-TS-PG21 H24B-TS-M25 H24B-TS-M32 |  | | | H24B-AGS |
| Hood: Side entry | | | | Surface mounted: Side entry | | | |
|  | M25 M32 M40 | PG21 PG29 | H24B-TSH-PG21 H24B-TSH-PG29 H24B-TSH-M25 H24B-TSH-M32 H24B-TSH-M40 |  | Low construction 1 Side entry / 2 Side entry High construction 1 Side entry / 2 Side entry | PG21 PG21 PG21 PG29 PG21 PG29 | H24B-SGRS-PG21 H24B-SGRS-M25 H24B-SGRS-2PG21 H24B-SGRS-2M25 H24B-SGRHS-PG21 H24B-SGRHS-PG29 H24B-SGRHS-M25 H24B-SGRHS-M32 H24B-SGRHS-2PG21 H24B-SGRHS-2PG29 H24B-SGRHS-2M25 H24B-SGRHS-2M32 |
| Hood: Top entry | | | | Side entry housing with two levers | | | |
|  | M25 M32 | PG16 PG21 | H24B-TG-PG16 H24B-TG-PG21 H24B-TG-M25 H24B-TG-M32 |  | Low construction High construction | PG16 PG21 PG21 PG29 | H24B-TSBS-PG16 H24B-TSBS-PG21 H24B-TSBS-M20 H24B-TSBS-M25 H24B-TSBHS-PG21 H24B-TSBHS-PG29 H24B-TSBHS-M25 H24B-TSBHS-M32 |
| Hood: Top entry | | | | Top entry housing with two levers | | | |
|  | M25 M32 M40 | PG21 PG29 | H24B-TGH-PG21 H24B-TGH-PG29 H24B-TGH-M25 H24B-TGH-M32 H24B-TGH-M40 |  | Low construction High construction | PG16 PG21 PG21 PG29 | H24B-TGBS-PG16 H24B-TGBS-PG21 H24B-TGBS-M20 H24B-TGBS-M25 H24B-TGBHS-PG21 H24B-TGBHS-PG29 H24B-TGBHS-M25 H24B-TGBHS-M32 |
| Cable-to-cable hood | | | | Bulkhead mounted with 4 bolts | | | |
|  | Low construction M25 M32 High construction M25 M32 M40 | PG21 PG21 PG29 | H24B-TBFS-PG21 H24B-TBFS-M25 H24B-TBFS-M32 H24B-TBFHS-PG21 H24B-TBFHS-PG29 H24B-TBFHS-M25 H24B-TBFHS-M32 H24B-TBFHS-M40 |  | | | H24B-AD-BO |
| Protection covers for hoods | | | | Housing protection cover | | | |
|  | | | H24B-KDTP |  | Low construction 1 Side entry / 2 Side entry High construction 1 Side entry / 2 Side entry | PG21 PG21 PG21 PG29 PG21 PG29 | H24B-SDR-BO-PG21 H24B-SDR-BO-M25 H24B-SDR-BO-2PG21 H24B-SDR-BO-2M25 H24B-SDRH-BO-PG21 H24B-SDRH-BO-PG29 H24B-SDRH-BO-M25 H24B-SDRH-BO-M32 H24B-SDRH-BO-2PG21 H24B-SDRH-BO-2PG29 H24B-SDRH-BO-2M25 H24B-SDRH-BO-2M32 |
|  | | | H24B-KDBP | | | | |

H24B with 1 lever on the hoods/housings

| H24B metal hoods | Metr. | PG | Type | H24B metal housings | Metr. | PG | Type |
|---|--|--------------|--|--|------------|--------------|--|
| Hood: Side entry | | | | Bulkhead mounted | | | |
|  | M25 M32 | PG21 PG29 | H24B-TS-RO-PG21 H24B-TS-RO-PG29 H24B-TS-RO-M25 H24B-TS-RO-M32 |  | | | H24B-AG-LB |
|  | M25 M32 M40 | PG21 PG29 | H24B-TSH-RO-PG21 H24B-TSH-RO-PG29 H24B-TSH-RO-M25 H24B-TSH-RO-M32 H24B-TSH-RO-M40 |  | | | H24B-AD-LB |
| Hood: Top entry | | | | Surface mounted: Side entry | | | |
|  | M25 M32 | PG21 PG29 | H24B-TG-RO-PG21 H24B-TG-RO-PG29 H24B-TG-RO-M25 H24B-TG-RO-M32 |  | M20 M25 | PG16 PG21 | H24B-SGR-LB-PG16 H24B-SGR-LB-PG21 H24B-SGR-LB-M20 H24B-SGR-LB-M25 H24B-SGR-LB-2PG16 H24B-SGR-LB-2PG21 H24B-SGR-LB-2M20 H24B-SGR-LB-2M25 |
|  | M25 M32 M40 | PG21 PG29 | H24B-TGH-RO-PG21 H24B-TGH-RO-PG29 H24B-TGH-RO-M25 H24B-TGH-RO-M32 H24B-TGH-RO-M40 | | | | |
| Cable-to-cable hood | | | | | | | |
|  | Low construction M25 M32 | PG21 PG29 | H24B-TBF-LB-PG21 H24B-TBF-LB-PG29 H24B-TBF-LB-M25 H24B-TBF-LB-M32 |  | M20 M25 | PG16 PG21 | H24B-SDR-LB-PG16 H24B-SDR-LB-PG21 H24B-SDR-LB-M20 H24B-SDR-LB-M25 H24B-SDR-LB-2PG16 H24B-SDR-LB-2PG21 H24B-SDR-LB-2M20 H24B-SDR-LB-2M25 |
| | High construction M25 M32 M40 | PG21 PG29 | H24B-TBFH-LB-PG21 H24B-TBFH-LB-PG29 H24B-TBFH-LB-M25 H24B-TBFH-LB-M32 H24B-TBFH-LB-M40 | | | | |
| Protection covers for hoods | | | | | | | |
|  | | | H24B-KDTP-LB | | | | |

H32B with 2 levers on the hoods/housings

| H32B with 2 levers on the hoods, housings | | | | H32B with 1 levers on the hoods, housings | | | |
|---|--|--|---|---|--|----------------------|---|
| | Metr. | PG | Type | | Metr. | PG | Type |
| Hood: Side entry | | | | Hood: Side entry | | | |
|  | M25 M32 M40 M50 | PG29 PG36 | H32B-TS-PG29 H32B-TS-PG36 H32B-TS-M25 H32B-TS-M32 H32B-TS-M40 H32B-TS-M50 |  | M25 M32 M40 M50 | PG29 PG36 | H32B-TS-RO-PG29 H32B-TS-RO-PG36 H32B-TS-RO-M25 H32B-TS-RO-M32 H32B-TS-RO-M40 H32B-TS-RO-M50 |
| Hood: Top entry | | | | Hood: Top entry | | | |
|  | M25 M32 M40 M50 | PG29 PG36 PG42 | H32B-TG-PG29 H32B-TG-PG36 H32B-TG-PG42 H32B-TG-M25 H32B-TG-M32 H32B-TG-M40 H32B-TG-M50 |  | M25 M32 M40 M50 | PG29 PG36 PG42 | H32B-TG-RO-PG29 H32B-TG-RO-PG36 H32B-TG-RO-PG42 H32B-TG-RO-M25 H32B-TG-RO-M32 H32B-TG-RO-M40 H32B-TG-RO-M50 |
| Bulkhead mounted | | | | Bulkhead mounted | | | |
|  | | | H32B-AG |  | | | H32B-AG-LB |
| Surface mounted: Side entry | | | | Surface mounted: Side entry | | | |
|  | 1 Side entry M32 M40 M50 M63 2 Side entry M32 M40 M50 M63 | PG29 PG36 PG42 PG29 PG36 PG42 | H32B-SGR-PG29 H32B-SGR-PG36 H32B-SGR-PG42 H32B-SGR-M32 H32B-SGR-M40 H32B-SGR-M50 H32B-SGR-M63 H32B-SGR-2PG29 H32B-SGR-2PG36 H32B-SGR-2PG42 H32B-SGR-2M32 H32B-SGR-2M40 H32B-SGR-2M50 H32B-SGR-2M63 |  | | | H32B-AD-LB |
| Cable-to-cable hood | | | | Surface mounted: Side entry | | | |
|  | M32 M40 M50 M63 | PG29 PG36 PG42 | H32B-TBF-PG29 H32B-TBF-PG36 H32B-TBF-PG42 H32B-TBF-M32 H32B-TBF-M40 H32B-TBF-M50 H32B-TBF-M63 |  | 1 Side entry M32 M40 2 Side entry M32 M40 | PG29 PG29 | H32B-SGR-LB-PG29 H32B-SGR-LB-M32 H32B-SGR-LB-M40 H32B-SGR-LB-2PG29 H32B-SGR-LB-2M32 H32B-SGR-LB-2M40 |
| Protection covers for hoods | | | | Protection covers for hoods | | | |
|  | | | H32B-KDB |  | 1 Side entry M32 M40 2 Side entry M32 M40 | PG29 PG29 | H32B-SDR-LB-PG29 H32B-SDR-LB-M32 H32B-SDR-LB-M40 H32B-SDR-LB-2PG29 H32B-SDR-LB-2M32 H32B-SDR-LB-2M40 |

H48B series hoods/housings

| H48B metal hoods | Metr. | PG | Type | EMC metal hoods | Metr. | PG | Type |
|---|--|--|--|---|-------|----|---|
| Hood: Side entry | | | | Hood: Side entry | | | |
|  | M32 M40 M50 M63 | PG29 PG36 PG42 | H48B-TS-PG29 H48B-TS-PG36 H48B-TS-PG42 H48B-TS-M32 H48B-TS-M40 H48B-TS-M50 H48B-TS-M63 |  | | | H6B-TSH-EMCS H10B-TSH-EMCS H16B-TSH-EMCS H24B-TSH-EMCS |
| Hood: Top entry | | | | Hood: Top entry | | | |
|  | M32 M40 M50 M63 | PG29 PG36 PG42 | H48B-TG-PG29 H48B-TG-PG36 H48B-TG-PG42 H48B-TG-M32 H48B-TG-M40 H48B-TG-M50 H48B-TG-M63 |  | | | H6B-TGH-EMCS H10B-TGH-EMCS H16B-TGH-EMCS H24B-TGH-EMCS |
| Bulkhead mounted | | | | Bulkhead mounted | | | |
|  | | | H48B-AG |  | | | H6B-AG-EMCS H10B-AG-EMCS H16B-AG-EMCS H24B-AG-EMCS |
|  | | | H48B-AD-LB |  | | | H3A-MTS-EMC-M20 H3A-MTS-EMC-PG11 H6B-TSBHS-EMC H10B-TSBHS-EMC H16B-TSBHS-EMC H24B-TSBHS-EMC |
| Surface mounted: Side entry | | | | Hood: Top entry | | | |
|  | M32 M40 M50 M32 M40 M50 | PG29 PG36 PG42 PG29 PG36 PG42 | H48B-SGR-PG29 H48B-SGR-PG36 H48B-SGR-PG42 H48B-SGR-M32 H48B-SGR-M40 H48B-SGR-M50 H48B-SGR-2PG29 H48B-SGR-2PG36 H48B-SGR-2PG42 H48B-SGR-2M32 H48B-SGR-2M40 H48B-SGR-2M50 |  | | | H3A-MTG-EMC-PG11 H3A-MTG-EMC-M20 H6B-TGBHS-EMC H10B-TGBHS-EMC H16B-TGBHS-EMC H24B-TGBHS-EMC |
| Surface mounted with cover | | | | Bulkhead mounted | | | |
|  | M32 M40 M50 M32 M40 M50 | PG29 PG36 PG42 PG29 PG36 PG42 | H48B-SDR-PG29 H48B-SDR-PG36 H48B-SDR-PG42 H48B-SDR-M32 H48B-SDR-M40 H48B-SDR-M50 H48B-SDR-2PG29 H48B-SDR-2PG36 H48B-SDR-2PG42 H48B-SDR-2M32 H48B-SDR-2M40 H48B-SDR-2M50 |  | | | H3A-MAG-S-EMC H3A-MAG-EMC H3A-MAGS-EMC H6B-AG-BO-EMC H10B-AG-BO-EMC H16B-AG-BO-EMC H24B-AG-BO-EMC |

HIP.24/64, HIP-K.24/64, EMV-K.24/64 housings


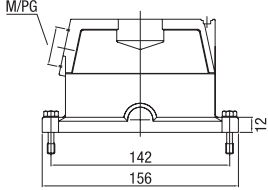

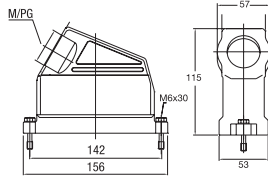

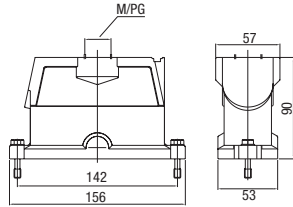
HIP: Pressure-tight, silver-grey

HIP-K: Housings corrosion-resistant, black, according to DIN IEC 68 T2-52 and ASTM B117-09 > 1000h

EMV-K: Protection against electro-magnetic interference, pressure-tight, housings corrosion-resistant, black

Pressure-tight up to 5 bar

IP 68 / IP 69 K

| Description | Metr. | PG | Type | Part Number | | | |
|---|--|---|---|---|--|---|---|
| Hood: Side entry, Standard construction | | | | | | | |
|  |  | M40 | 21 29 | HIP HIP.24/64.STS.1.21.G HIP.24/64.STS.1.29.G HIP.24/64.STS.1.M40.G | 1-1102658-5 1-1102660-5 0-1106473-2 | | |
| | | M40 | 29 | HIP-K HIP-K.24/64.STS.1.29.G HIP-K.24/64.STS.1.M40.G | 2-1102660-5 0-1106473-4 | | |
| | | M25 M32 M40 | 29 | EMV-K EMV-K.24/64.STS.1.29.G EMV-K.24/64.STS.1.M25.G EMV-K.24/64.STS.1.M32.G EMV-K.24/64.STS.1.M40.G | 4-1102755-5 0-1102983-1 0-1106461-8 0-1106461-3 | | |
|  |  | M40 | 29 36 | HIP HIP-KF.24/64.STS.1.29.G HIP-KF.24/64.STS.1.36.G HIP-KF.24/64.STS.1.M40.G | 1-1102622-5 1-1102623-5 0-1106474-1 | | |
| | | M40 | 29 36 | HIP-K HIP-KF/K.24/64.STS.1.29.G HIP-KF/K.24/64.STS.1.36.G HIP-KF/K.24/64.STS.1.M40.G | 2-1102622-5 2-1102623-5 0-1106474-2 | | |
| | | M40 | 29 36 | EMV-K EMV-KF/K.24/64.STS.1.29.G EMV-KF/K.24/64.STS.1.36.G EMV-KF/K.24/64.STS.1.M40.G | 4-1102732-5 4-1102733-5 0-1106462-2 | | |
| | | Hood: Top entry, Standard construction | | | | | |
| | |  |  | M40 | | | |
| | | | | 2xM32 M40 | 21 29 | HIP HIP.24/64.STO.1.21.G HIP.24/64.STO.1.29.G HIP.24/64.STO.1.M40.G | 1-1102662-5 1-1102664-5 0-1106473-1 |
| M40 2xM40 | 29 | | | HIP-K HIP-K.24/64.STO.1.29.G HIP-K.24/64.STO.2.M32.G HIP-K.24/64.STO.1.M40.G | 2-1102664-5 0-1102792-1 0-1106473-3 | | |
| 2xM40 | 29 | | | EMV-K EMV-K.24/64.STO.1.29.G EMV-K.24/64.STO.1.M40.G | 4-1102759-5 0-1106461-4 | | |
| | | 2xM40 | | | | | |

HIP.24/64, HIP-K.24/64, EMV-K.24/64 housings


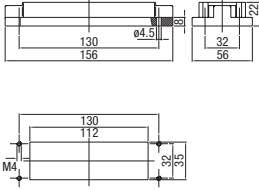

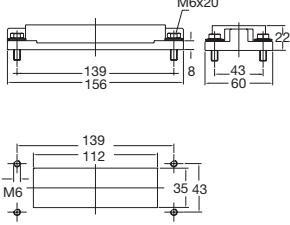

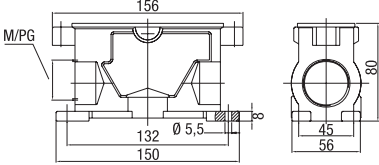

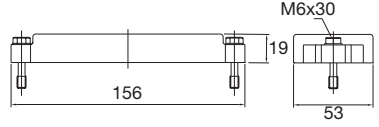
HIP: Pressure-tight, silver-grey

HIP-K: Housings corrosion-resistant, black, according to DIN IEC 68 T2-52 and ASTM B117-09 > 1000h

EMV-K: Protection against electro-magnetic interference, pressure-tight, housings corrosion-resistant, black

Pressure-tight up to 5 bar

IP 68 / IP 69 K

| Description | Metr. | PG | Type | Part Number |
|---|---|-------|--|---|
| Surface mounted housing: Bottom entry, Standard construction | | | | |
|  |  | | HIP HIP.24/64.AG | 1-1102665-5 |
| | | | HIP-K HIP-K.24/64.AG | 2-1102665-5 |
| | | | EMV-K EMV-K.24/64.AG | 4-1102760-5 |
|  |  | | HIP HIP.24/64.AG.M6 | 1-1102626-5 |
| | | | HIP-K HIP-K.24/64.AG.M6 | 2-1102626-5 |
| | | | HIP-K HIP-K.24/64.AG.M6.D | 2-1102628-5 |
| | | | HIP-K HIP-K-1.24/64.AG.M6.D | 0-1108533-1 |
| EMV-K EMV-K.24/64.AG.M6 | 4-1102736-5 | | | |
| Surface mounted housing: Side entry, Standard construction | | | | |
|  |  | 2xM40 | 29 2x29 | HIP HIP.24/64.SG.1.29.G HIP.24/64.SG.2.29.G HIP.24/64.SG.2.M40.G 1-1102624-5 1-1102625-5 0-1106472-1 |
| | | | 29 2x29 | HIP-K HIP-K.24/64.SG.1.29.G HIP-K.24/64.SG.2.29.G HIP-K.24/64.SG.2.M40.G 5-1102624-5 2-1102625-5 0-1106472-2 |
| | | | 29 2x29 | EMV-K EMV-K.24/64.SG.1.29.G EMV-K.24/64.SG.2.29.G EMV-K.24/64.SG.2.M40.G 4-1102734-5 4-1102735-5 0-1106460-2 |
| Protective cover housings | | | | |
|  |  | | HIP HIP/EMV.24/64.SKB 3-1106204-5 HIP-K/EMV-K HIP-K/EMV-K.24/64.SKB 4-1106204-5 | |


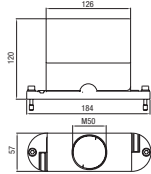

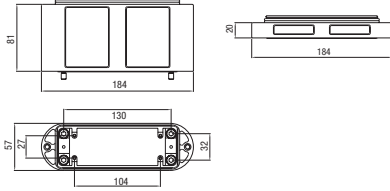

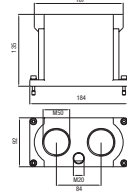

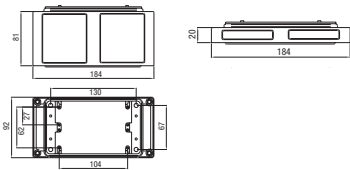
HF-HIP-K 8/HF-EMV-K 8, HF-HIP-K 12/HF-EMV-K 12 housings

HIP: Pressure-tight, silver-grey

HIP-K: Housings corrosion-resistant, black, according to DIN IEC 68 T2-52 and ASTM B117-09 > 1000h


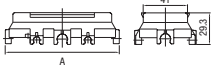

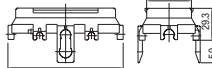

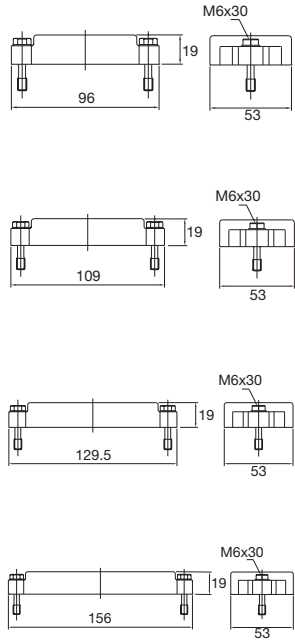
EMV-K: Protection against electro-magnetic interference, pressure-tight, IP68 - IP69K, housings corrosion-resistant, black

Screw lock on hood

| Description | Metr. | PG | Type | Part Number |
|---|---|---|--|--|
| Hood | | | | |
|  |  | 1xM50 1xM50 2xM40 2xM40 | HF-HIP-K.8.Sto.1.M50G HF.8.EMV-K.8.Sto.1.M50G HF.HIP-K.8.Sto.2.M40G HF.EMV-K.8.Sto.2.M40G | 0-1102839-4 0-1102839-3 0-1102839-2 0-1102839-1 |
| Housing bottom | | | | |
|  |  | Height 20 mm 20 mm 81 mm 81 mm | HF-HIP-K.8.AG.N HF-EMV-K.8.AG.N HF-HIP-K.8.AG HF-EMV-K.8.AG | 0-1102837-2 0-1102837-1 0-1102836-2 0-1102836-1 |
| Hood | | | | |
|  |  | 2xM40 2xM40 2xM50 2xM50 | HF-HIP-K.12.Sto.2.M40G HF-EMV-K.12.Sto.2.M40G HF-HIP-K.12.Sto.2.M50G HF-EMV-K.12.Sto.2.M50G | 0-1102840-2 0-1102840-1 0-1102840-4 0-1102840-3 |
| Housing bottom | | | | |
|  |  | Height 20 mm 20 mm 81 mm 81 mm | HF-HIP-K.12.AG.N HF-EMV-K.12.AG.N HF-HIP-K.12.AG HF-EMV-K.12.AG | 0-1102838-2 0-1102838-1 0-1102192-2 0-1102192-1 |


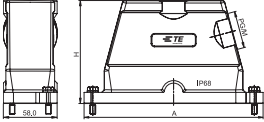

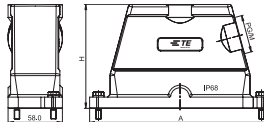
Protective covers for hoods/housings

Reinforced plastic shell (UV-resistant), Versions with/without attachment string
 Metal-Version
 Size 3, 4, 6 + 8

| Description | Type | Part Number | | | | | | |
|---|--|---|------|---|-----|---|-----|--|
| Protective cover for hoods and housings with bolts | | | | | | | | |
|  <p>Size 6/8</p> |  <table border="1" data-bbox="448 622 632 712"> <thead> <tr> <th>Size</th> <th>A=mm</th> </tr> </thead> <tbody> <tr> <td>6</td> <td>105</td> </tr> <tr> <td>8</td> <td>132</td> </tr> </tbody> </table> | Size | A=mm | 6 | 105 | 8 | 132 | <p>SKP.6 SKP.8</p> <p>with attachment string SKP.6.F SKP.8.F</p> <p>0-1110684-3 0-1110661-3 0-1106258-3 0-1106258-4</p> |
| Size | A=mm | | | | | | | |
| 6 | 105 | | | | | | | |
| 8 | 132 | | | | | | | |
| Protective cover for hoods with central locking clip | | | | | | | | |
|  <p>Size 6/8</p> |  <table border="1" data-bbox="448 880 632 969"> <thead> <tr> <th>Size</th> <th>A=mm</th> </tr> </thead> <tbody> <tr> <td>6</td> <td>105</td> </tr> <tr> <td>8</td> <td>132</td> </tr> </tbody> </table> | Size | A=mm | 6 | 105 | 8 | 132 | <p>SKP.6/R SKP.8/R</p> <p>with attachment string SKP.6/R.F SKP.8/R.F</p> <p>0-1110684-4 0-1110661-4 0-1106259-3 0-1106259-4</p> |
| Size | A=mm | | | | | | | |
| 6 | 105 | | | | | | | |
| 8 | 132 | | | | | | | |
| Protective covers for housings series HIP, EMV, EMV-K | | | | | | | | |
|  |  | <p>HIP HIP/EMV.6/16.SKB 3-1106201-5</p> <p>HIP-K HIP-K/EMV-K.6/16.SKB 4-1106201-5</p> <p>HIP HIP/EMV.10/24.SKB 3-1106202-5</p> <p>HIP-K/EMV-K HIP-K/EMV-K.10/24.SKB 4-1106202-5</p> <p>HIP HIP/EMV.16/40.SKB 3-1106203-5</p> <p>HIP-K HIP-K.16/40.SKB 4-1106203-5</p> <p>HIP HIP/EMV.24/64.SKB 3-1106204-5</p> <p>HIP-K/EMV-K HIP-K/EMV-K.24/64.SKB 4-1106204-5</p> | | | | | | |

HPR (IP68) series hoods/housings

HBPR (IP68) SERIES

| Opposite angle locking | | Size | Metr. | PG | Type | Part Number |
|---|---|----------------------|-------------------|----------------------|-----------------|-----------------|
| Hood: Side entry | | | | | | |
|  |  | H6BPR | M20 M25 M32 | PG16 PG21 PG29 | H6BPR-TSH-PG16 | T1910060116-000 |
| | | | | | H6BPR-TSH-PG21 | T1910060121-000 |
| | | | | | H6BPR-TSH-PG29 | T1910060129-000 |
| | | | | | H6BPR-TSH-M20 | T1910060120-000 |
| | | H6BPR-TSH-M25 | T1910060125-000 | | | |
| | | H6BPR-TSH-M32 | T1910060132-000 | | | |
| | | H10BPR | M20 M25 M32 | PG16 PG21 PG29 | H10BPR-TSH-PG16 | T1910100116-000 |
| | | | | | H10BPR-TSH-PG21 | T1910100121-000 |
| | | | | | H10BPR-TSH-PG29 | T1910100129-000 |
| | | | | | H10BPR-TSH-M20 | T1910100120-000 |
| | | H10BPR-TSH-M25 | T1910100125-000 | | | |
| | | H10BPR-TSH-M32 | T1910100132-000 | | | |
| | | H16BPR | M25 M32 M40 | PG16 PG21 PG29 | H16BPR-TSH-PG16 | T1910160116-000 |
| | | | | | H16BPR-TSH-PG21 | T1910160121-000 |
| | | | | | H16BPR-TSH-PG29 | T1910160129-000 |
| | | | | | H16BPR-TSH-M25 | T1910160125-000 |
| H16BPR-TSH-M32 | T1910160132-000 | | | | | |
| H16BPR-TSH-M40 | T1910160140-000 | | | | | |
| H24BPR | M25 M32 M40 | PG16 PG21 PG29 | H24BPR-TSH-PG16 | T1910240116-000 | | |
| | | | H24BPR-TSH-PG21 | T1910240121-000 | | |
| | | | H24BPR-TSH-PG29 | T1910240129-000 | | |
| | | | H24BPR-TSH-M25 | T1910240125-000 | | |
| H24BPR-TSH-M32 | T1910240132-000 | | | | | |
| H24BPR-TSH-M40 | T1910240140-000 | | | | | |
| Hood: Top entry | | | | | | |
|  |  | H6BPR | M20 M25 M32 | PG16 PG21 PG29 | H6BPR-TGH-PG16 | T1920060116-000 |
| | | | | | H6BPR-TGH-PG21 | T1920060121-000 |
| | | | | | H6BPR-TGH-PG29 | T1920060129-000 |
| | | | | | H6BPR-TGH-M20 | T1920060120-000 |
| | | H6BPR-TGH-M25 | T1920060125-000 | | | |
| | | H6BPR-TGH-M32 | T1920060132-000 | | | |
| | | H10BPR | M20 M25 M32 | PG16 PG21 PG29 | H10BPR-TGH-PG16 | T1920100116-000 |
| | | | | | H10BPR-TGH-PG21 | T1920100121-000 |
| | | | | | H10BPR-TGH-PG29 | T1920100129-000 |
| | | | | | H10BPR-TGH-M20 | T1920100120-000 |
| | | H10BPR-TGH-M25 | T1920100125-000 | | | |
| | | H10BPR-TGH-M32 | T1920100132-000 | | | |
| | | H16BPR | M25 M32 M40 | PG16 PG21 PG29 | H16BPR-TGH-PG16 | T1920160116-000 |
| | | | | | H16BPR-TGH-PG21 | T1920160121-000 |
| | | | | | H16BPR-TGH-PG29 | T1920160129-000 |
| | | | | | H16BPR-TGH-M25 | T1920160125-000 |
| H16BPR-TGH-M32 | T1920160132-000 | | | | | |
| H16BPR-TGH-M40 | T1920160140-000 | | | | | |
| H24BPR | M25 M32 M40 | PG16 PG21 PG29 | H24BPR-TGH-PG16 | T1920240116-000 | | |
| | | | H24BPR-TGH-PG21 | T1920240121-000 | | |
| | | | H24BPR-TGH-PG29 | T1920240129-000 | | |
| | | | H24BPR-TGH-M25 | T1920240125-000 | | |
| H24BPR-TGH-M32 | T1920240132-000 | | | | | |
| H24BPR-TGH-M40 | T1920240140-000 | | | | | |

| SIZE | A | H |
|--------|-----|-----|
| H6BPR | 133 | 101 |
| H10BPR | 146 | 101 |
| H16BPR | 166 | 111 |
| H24BPR | 193 | 111 |

| SIZE | A | H |
|--------|-----|-----|
| H6BPR | 133 | 101 |
| H10BPR | 146 | 101 |
| H16BPR | 166 | 111 |
| H24BPR | 193 | 111 |


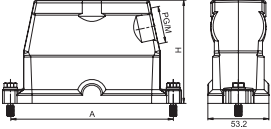


HPR (IP68) series hoods/housings

HBPR (IP68) SERIES

| Opposite angle locking | Size | Metr. | PG | Type | Part Number | | | | | | | | | | | | | | | | | | | | | | | | | | | | | |
|--|-------|-------|------|-------|-------------|------|-------|--------|--------|------|--------|-----|--------|--------------|-------------------------------------|-------------------------------------|------------|---|--|--|----|--------|-----|-----|----|--------|-----|-----|-----|-------------------------------------|--|--|---|--|
| Bulkhead mounted | | | | | | | | | | | | | | | | | | | | | | | | | | | | | | | | | | |
|  <table border="1" data-bbox="335 504 614 604"> <tr> <td>C</td> <td>A</td> <td>A</td> </tr> <tr> <td>30.0</td> <td>30.0</td> <td>30.0</td> </tr> <tr> <td>20.0</td> <td>B</td> <td>20.0</td> </tr> </table> <table border="1" data-bbox="335 627 646 772"> <thead> <tr> <th>SIZE</th> <th>A</th> <th>B</th> <th>C</th> </tr> </thead> <tbody> <tr> <td>H6BPR</td> <td>70</td> <td>133</td> <td>48</td> </tr> <tr> <td>H10BPR</td> <td>83</td> <td>146</td> <td>60</td> </tr> <tr> <td>H16BPR</td> <td>103</td> <td>166</td> <td>82</td> </tr> <tr> <td>H24BPR</td> <td>130</td> <td>193</td> <td>108</td> </tr> </tbody> </table> | C | A | A | 30.0 | 30.0 | 30.0 | 20.0 | B | 20.0 | SIZE | A | B | C | H6BPR | 70 | 133 | 48 | H10BPR | 83 | 146 | 60 | H16BPR | 103 | 166 | 82 | H24BPR | 130 | 193 | 108 | H6BPR H10BPR H16BPR H24BPR | | | H6BPR-AG H10BPR-AG H16BPR-AG H24BPR-AG | T1930060000-000 T1930100000-000 T1930160000-000 T1930240000-000 |
| C | A | A | | | | | | | | | | | | | | | | | | | | | | | | | | | | | | | | |
| 30.0 | 30.0 | 30.0 | | | | | | | | | | | | | | | | | | | | | | | | | | | | | | | | |
| 20.0 | B | 20.0 | | | | | | | | | | | | | | | | | | | | | | | | | | | | | | | | |
| SIZE | A | B | C | | | | | | | | | | | | | | | | | | | | | | | | | | | | | | | |
| H6BPR | 70 | 133 | 48 | | | | | | | | | | | | | | | | | | | | | | | | | | | | | | | |
| H10BPR | 83 | 146 | 60 | | | | | | | | | | | | | | | | | | | | | | | | | | | | | | | |
| H16BPR | 103 | 166 | 82 | | | | | | | | | | | | | | | | | | | | | | | | | | | | | | | |
| H24BPR | 130 | 193 | 108 | | | | | | | | | | | | | | | | | | | | | | | | | | | | | | | |
| Straight surface mounted | | | | | | | | | | | | | | | | | | | | | | | | | | | | | | | | | | |
|  <table border="1" data-bbox="335 896 566 1086"> <tr> <td>A</td> <td>B</td> <td>80.0</td> </tr> <tr> <td>110.0</td> <td>110.0</td> <td>80.0</td> </tr> <tr> <td>110.0</td> <td>B</td> <td>80.0</td> </tr> </table> <table border="1" data-bbox="335 1108 582 1176"> <thead> <tr> <th>SIZE</th> <th>A</th> <th>B</th> </tr> </thead> <tbody> <tr> <td>H10BPR</td> <td>140</td> <td>169</td> </tr> </tbody> </table> | A | B | 80.0 | 110.0 | 110.0 | 80.0 | 110.0 | B | 80.0 | SIZE | A | B | H10BPR | 140 | 169 | H6BPR H10BPR H16BPR H24BPR | M25 M32 | PG21 PG29 | H10BPR-SGRH-PG21 H10BPR-SGRH-PG29 H10BPR-SGRH-M25 H10BPR-SGRH-M32 | T1950100121-000 T1950100129-000 T1950100125-000 T1950100132-000 | | | | | | | | | | | | | | |
| A | B | 80.0 | | | | | | | | | | | | | | | | | | | | | | | | | | | | | | | | |
| 110.0 | 110.0 | 80.0 | | | | | | | | | | | | | | | | | | | | | | | | | | | | | | | | |
| 110.0 | B | 80.0 | | | | | | | | | | | | | | | | | | | | | | | | | | | | | | | | |
| SIZE | A | B | | | | | | | | | | | | | | | | | | | | | | | | | | | | | | | | |
| H10BPR | 140 | 169 | | | | | | | | | | | | | | | | | | | | | | | | | | | | | | | | |
| Cover | | | | | | | | | | | | | | | | | | | | | | | | | | | | | | | | | | |
|  <table border="1" data-bbox="335 1265 622 1310"> <tr> <td>A</td> <td>A</td> </tr> <tr> <td>133</td> <td>133</td> </tr> </table> <table border="1" data-bbox="335 1344 518 1500"> <thead> <tr> <th>SIZE</th> <th>A</th> </tr> </thead> <tbody> <tr> <td>H6BPR</td> <td>133</td> </tr> <tr> <td>H10BPR</td> <td>146</td> </tr> <tr> <td>H16BPR</td> <td>166</td> </tr> <tr> <td>H24BPR</td> <td>193</td> </tr> </tbody> </table> | A | A | 133 | 133 | SIZE | A | H6BPR | 133 | H10BPR | 146 | H16BPR | 166 | H24BPR | 193 | H6BPR H10BPR H16BPR H24BPR | | | H6BPR-KDB H10BPR-KDB H16BPR-KDB H24BPR-KDB | T1990060000-000 T1990100000-000 T1990160000-000 T1990240000-000 | | | | | | | | | | | | | | | |
| A | A | | | | | | | | | | | | | | | | | | | | | | | | | | | | | | | | | |
| 133 | 133 | | | | | | | | | | | | | | | | | | | | | | | | | | | | | | | | | |
| SIZE | A | | | | | | | | | | | | | | | | | | | | | | | | | | | | | | | | | |
| H6BPR | 133 | | | | | | | | | | | | | | | | | | | | | | | | | | | | | | | | | |
| H10BPR | 146 | | | | | | | | | | | | | | | | | | | | | | | | | | | | | | | | | |
| H16BPR | 166 | | | | | | | | | | | | | | | | | | | | | | | | | | | | | | | | | |
| H24BPR | 193 | | | | | | | | | | | | | | | | | | | | | | | | | | | | | | | | | |
| Frame | | | | | | | | | | | | | | | | | | | | | | | | | | | | | | | | | | |
|  <table border="1" data-bbox="335 1579 502 1668"> <tr> <td>B</td> <td>A</td> </tr> <tr> <td>156</td> <td>130</td> </tr> </table> <table border="1" data-bbox="335 1691 582 1758"> <thead> <tr> <th>SIZE</th> <th>A</th> <th>B</th> </tr> </thead> <tbody> <tr> <td>H24BPR</td> <td>130</td> <td>156</td> </tr> </tbody> </table> | B | A | 156 | 130 | SIZE | A | B | H24BPR | 130 | 156 | H24BPR | | | H24BPR-FRAME | T1990240001-000 | | | | | | | | | | | | | | | | | | | |
| B | A | | | | | | | | | | | | | | | | | | | | | | | | | | | | | | | | | |
| 156 | 130 | | | | | | | | | | | | | | | | | | | | | | | | | | | | | | | | | |
| SIZE | A | B | | | | | | | | | | | | | | | | | | | | | | | | | | | | | | | | |
| H24BPR | 130 | 156 | | | | | | | | | | | | | | | | | | | | | | | | | | | | | | | | |

HPR (IP68) series hoods/housings


HBPR (IP68) SERIES

| Central locking | Size | Metr. | PG | Type | Part Number | | | | | | | | | | | | | | | | | | | | |
|--|-------------------|-------------------|------------------|------------------|-----------------|----|--------|-----|--------|--------|-----|----|--------|-----|-----|-------|-------------------|------|-----------------|-----------------|-------|--|--|-----------|-----------------|
| Hood: Side entry | | | | | | | | | | | | | | | | | | | | | | | | | |
|  <table border="1" data-bbox="339 636 593 788"> <thead> <tr> <th>SIZE</th> <th>A</th> <th>H</th> </tr> </thead> <tbody> <tr> <td>H6BPR</td> <td>96</td> <td>70</td> </tr> <tr> <td>H10BPR</td> <td>110</td> <td>70</td> </tr> <tr> <td>H16BPR</td> <td>130</td> <td>80</td> </tr> <tr> <td>H24BPR</td> <td>156</td> <td>80</td> </tr> </tbody> </table> | SIZE | A | H | H6BPR | 96 | 70 | H10BPR | 110 | 70 | H16BPR | 130 | 80 | H24BPR | 156 | 80 | H6BPR | M32 | PG21 | H6BPR-TSHC-PG21 | T1912061121-000 | | | | | |
| | SIZE | A | H | | | | | | | | | | | | | | | | | | | | | | |
| | H6BPR | 96 | 70 | | | | | | | | | | | | | | | | | | | | | | |
| | H10BPR | 110 | 70 | | | | | | | | | | | | | | | | | | | | | | |
| | H16BPR | 130 | 80 | | | | | | | | | | | | | | | | | | | | | | |
| | H24BPR | 156 | 80 | | | | | | | | | | | | | | | | | | | | | | |
| | PG21 | H6BPR-TSHC-M25 | T1912061125-000 | | | | | | | | | | | | | | | | | | | | | | |
| | PG29 | H10BPR-TSHC-PG21 | T1912101121-000 | | | | | | | | | | | | | | | | | | | | | | |
| | PG29 | H10BPR-TSHC-PG29 | T1912101129-000 | | | | | | | | | | | | | | | | | | | | | | |
| | H10BPR | M25 M32 M40 | PG21 | H10BPR-TSHC-M25 | T1912101125-000 | | | | | | | | | | | | | | | | | | | | |
| | | | PG29 | H10BPR-TSHC-M32 | T1912101132-000 | | | | | | | | | | | | | | | | | | | | |
| | | | PG21 | H16BPR-TSHC-PG21 | T1912161121-000 | | | | | | | | | | | | | | | | | | | | |
| | | | PG29 | H16BPR-TSHC-PG29 | T1912161129-000 | | | | | | | | | | | | | | | | | | | | |
| | H16BPR | M25 M32 M40 | PG21 | H16BPR-TSHC-M25 | T1912161125-000 | | | | | | | | | | | | | | | | | | | | |
| | | | PG29 | H16BPR-TSHC-M32 | T1912161132-000 | | | | | | | | | | | | | | | | | | | | |
| | | | PG36 | H16BPR-TSHC-M40 | T1912161140-000 | | | | | | | | | | | | | | | | | | | | |
| PG21 | | | H24BPR-TSHC-PG21 | T1912241121-000 | | | | | | | | | | | | | | | | | | | | | |
| H24BPR | M25 M32 M40 | PG29 | H24BPR-TSHC-PG29 | T1912241129-000 | | | | | | | | | | | | | | | | | | | | | |
| | | PG36 | H24BPR-TSHC-PG36 | T1912241136-000 | | | | | | | | | | | | | | | | | | | | | |
| | | PG36 | H24BPR-TSHC-M25 | T1912241125-000 | | | | | | | | | | | | | | | | | | | | | |
| | | PG36 | H24BPR-TSHC-M32 | T1912241132-000 | | | | | | | | | | | | | | | | | | | | | |
| | | | PG36 | H24BPR-TSHC-M40 | T1912241140-000 | | | | | | | | | | | | | | | | | | | | |
| Hood: Top entry | | | | | | | | | | | | | | | | | | | | | | | | | |
|  <table border="1" data-bbox="339 1263 593 1415"> <thead> <tr> <th>SIZE</th> <th>A</th> <th>H</th> </tr> </thead> <tbody> <tr> <td>H6BPR</td> <td>96</td> <td>70</td> </tr> <tr> <td>H10BPR</td> <td>110</td> <td>70</td> </tr> <tr> <td>H16BPR</td> <td>130</td> <td>80</td> </tr> <tr> <td>H24BPR</td> <td>156</td> <td>80</td> </tr> </tbody> </table> | SIZE | A | H | H6BPR | 96 | 70 | H10BPR | 110 | 70 | H16BPR | 130 | 80 | H24BPR | 156 | 80 | H6BPR | M25 M32 M40 | PG21 | H6BPR-TGHC-PG21 | T1922061121-000 | | | | | |
| | SIZE | A | H | | | | | | | | | | | | | | | | | | | | | | |
| | H6BPR | 96 | 70 | | | | | | | | | | | | | | | | | | | | | | |
| | H10BPR | 110 | 70 | | | | | | | | | | | | | | | | | | | | | | |
| | H16BPR | 130 | 80 | | | | | | | | | | | | | | | | | | | | | | |
| | H24BPR | 156 | 80 | | | | | | | | | | | | | | | | | | | | | | |
| | PG29 | H6BPR-TGHC-PG29 | T1922061129-000 | | | | | | | | | | | | | | | | | | | | | | |
| | PG36 | H6BPR-TGHC-PG36 | T1922061136-000 | | | | | | | | | | | | | | | | | | | | | | |
| | PG36 | H6BPR-TGHC-M25 | T1922061125-000 | | | | | | | | | | | | | | | | | | | | | | |
| | H10BPR | M25 M32 M40 | PG21 | H6BPR-TGHC-M32 | T1922061132-000 | | | | | | | | | | | | | | | | | | | | |
| | | | PG29 | H6BPR-TGHC-M40 | T1922061140-000 | | | | | | | | | | | | | | | | | | | | |
| | | | PG36 | H10BPR-TGHC-PG21 | T1922101121-000 | | | | | | | | | | | | | | | | | | | | |
| | | | PG36 | H10BPR-TGHC-PG29 | T1922101129-000 | | | | | | | | | | | | | | | | | | | | |
| | H16BPR | M25 M32 M40 | PG36 | H10BPR-TGHC-PG36 | T1922101136-000 | | | | | | | | | | | | | | | | | | | | |
| | | | PG36 | H10BPR-TGHC-M25 | T1922101125-000 | | | | | | | | | | | | | | | | | | | | |
| | | | PG36 | H10BPR-TGHC-M32 | T1922101132-000 | | | | | | | | | | | | | | | | | | | | |
| PG36 | | | H10BPR-TGHC-M40 | T1922101140-000 | | | | | | | | | | | | | | | | | | | | | |
| H24BPR | M25 M32 M40 | PG21 | H16BPR-TGHC-PG21 | T1922161121-000 | | | | | | | | | | | | | | | | | | | | | |
| | | PG29 | H16BPR-TGHC-PG29 | T1922161129-000 | | | | | | | | | | | | | | | | | | | | | |
| | | PG36 | H16BPR-TGHC-PG36 | T1922161136-000 | | | | | | | | | | | | | | | | | | | | | |
| | | PG36 | H16BPR-TGHC-M25 | T1922161125-000 | | | | | | | | | | | | | | | | | | | | | |
| | | | PG36 | H16BPR-TGHC-M32 | T1922161132-000 | | | | | | | | | | | | | | | | | | | | |
| | | | PG36 | H16BPR-TGHC-M40 | T1922161140-000 | | | | | | | | | | | | | | | | | | | | |
| | | | PG21 | H24BPR-TGHC-PG21 | T1922241121-000 | | | | | | | | | | | | | | | | | | | | |
| | | | PG29 | H24BPR-TGHC-PG29 | T1922241129-000 | | | | | | | | | | | | | | | | | | | | |
| | | | PG36 | H24BPR-TGHC-PG36 | T1922241136-000 | | | | | | | | | | | | | | | | | | | | |
| | | | PG36 | H24BPR-TGHC-M25 | T1922241125-000 | | | | | | | | | | | | | | | | | | | | |
| | | | PG36 | H24BPR-TGHC-M32 | T1922241132-000 | | | | | | | | | | | | | | | | | | | | |
| | | | PG36 | H24BPR-TGHC-M40 | T1922241140-000 | | | | | | | | | | | | | | | | | | | | |
| Bulkhead mounted | | | | | | | | | | | | | | | | | | | | | | | | | |
|  <table border="1" data-bbox="339 1807 651 1912"> <thead> <tr> <th>SIZE</th> <th>A</th> <th>B</th> <th>C</th> </tr> </thead> <tbody> <tr> <td>H6BPR</td> <td>70</td> <td>96</td> <td>48</td> </tr> <tr> <td>H10BPR</td> <td>83</td> <td>110</td> <td>60</td> </tr> <tr> <td>H16BPR</td> <td>103</td> <td>130</td> <td>82</td> </tr> <tr> <td>H24BPR</td> <td>130</td> <td>156</td> <td>108</td> </tr> </tbody> </table> | SIZE | A | B | C | H6BPR | 70 | 96 | 48 | H10BPR | 83 | 110 | 60 | H16BPR | 103 | 130 | 82 | H24BPR | 130 | 156 | 108 | H6BPR | | | H6BPR-AGC | T1932061000-000 |
| | SIZE | A | B | C | | | | | | | | | | | | | | | | | | | | | |
| | H6BPR | 70 | 96 | 48 | | | | | | | | | | | | | | | | | | | | | |
| | H10BPR | 83 | 110 | 60 | | | | | | | | | | | | | | | | | | | | | |
| | H16BPR | 103 | 130 | 82 | | | | | | | | | | | | | | | | | | | | | |
| | H24BPR | 130 | 156 | 108 | | | | | | | | | | | | | | | | | | | | | |
| H10BPR | | | | H10BPR-AGC | T1932101000-000 | | | | | | | | | | | | | | | | | | | | |
| H16BPR | | | | H16BPR-AGC | T1932161000-000 | | | | | | | | | | | | | | | | | | | | |
| H24BPR | | | | H24BPR-AGC | T1932241000-000 | | | | | | | | | | | | | | | | | | | | |
| Cover | | | | | | | | | | | | | | | | | | | | | | | | | |
|  | H24BPR | | | H24BPR-KDBP | T1990240000-000 | | | | | | | | | | | | | | | | | | | | |

All specifications subject to change. Consult TE Connectivity for latest design specifications. Contact TE for assistance with any part number configuration.



Tools and inserts and rail mounting elements



1. Specifications

DIN VDE 0110 Concerning clearance and clearance distances

DIN VDE 0627 Connectors and plug devices

2. Standards

DIN EN 60 664-1

DIN EN 61 984








3. Approvals







RoHS

Tools and accessories

Crimping tools and remove tools



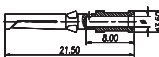
| | | | | | |
|---|---|-----------------|--|--|-----------------|
| <p>Crimp tool</p> <p>Wire range: 0.5-4.0mm² Suitable for CDM/CDF and CEM/CEF contacts</p> |  | | <p>Crimp tool</p> <p>Wire range: 4.0-10.0mm² Used for CMM/CMF contacts</p> |  | |
| Type | CRIMPBOX-0.5/4 | | Type | CRIMPBOX-4.0/10.0 | |
| Part Number | T3100000001-000 | | Part Number | T3100001001-000 | |
| <p>Crimp tool</p> <p>Wire range: 0.14-4.0mm² Suitable for CDM/CDF and CEM/CEF contacts with locator and die</p> |  | | <p>Remove tool</p> <p>Used for CDM/CDF contact series</p> |  | |
| Type | RSZ.HE-HN.D-HVT | | Type | REMOV-HD | |
| Part Number | 1-1105851-8 | | Part Number | T3100000003-000 | |
| <p>Remove tool</p> <p>Used for CEM/CMF contact series</p> |  | | <p>Remove tool</p> <p>Used for 5A contacts (Ø1mm)</p> |  | |
| Type | REMOV-HEE | REMOV-HEEE | Material | Metal | Plastic |
| Part Number | T3100000002-000 | T3100000016-000 | Part Number | T3100000017-000 | T3100000018-000 |
| <p>Remove tool</p> <p>Used for CMM/CMF contact series</p> |  | | | | |
| Type | REMOV-MM | | | | |
| Part Number | T3100000013-000 | | | | |

Axial screw tool and crimping tool

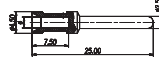


| | | | | | |
|---|---|--|--|---|--|
| <p>M3 screw driver</p> <p>Used for HA/HE inserts</p> |  | | <p>Tool</p> <p>Used for 100A inserts</p> |  | |
| Type | SCREWD-M3 | | Type | HEXA-D1 | |
| Part Number | T3100000009-000 | | Part Number | T3100000010-000 | |
| <p>Tool</p> <p>Used for 40A inserts</p> |  | | <p>Crimping tool</p> <p>Wire range: 10.0-120.0mm² Used for 200A contacts</p> |  | |
| Type | HEXA-D2 | | Type | CRIMPBOX-10/120 | |
| Part Number | T3100000012-000 | | Part Number | T3100000015-000 | |

Crimp contacts

10A Contact





| Tech data Material: copper alloy Contact resistance: $\leq 3m\Omega$ Terminal: crimp connection CDM/Male | 10A Male crimp contacts  | Wire gauge | | Strip- ping length | Crimp contacts, silver-plated | | Crimp contacts, gold-plated | |
|---|---|-----------------|-------|--------------------------|-------------------------------|-----------------|-----------------------------|-----------------|
| | | mm ² | AWG | | mm | Type | Part Number | Type |
| CDF/Female  | 10A Female crimp contacts  | 0.14-0.37 | 26-22 | 8.0 | CDM-0.14 | T2020001002-000 | DDM-0.14 | T2020011002-000 |
| | | 0.5 | 20 | 8.0 | CDM-0.5 | T2020001005-000 | DDM-0.5 | T2020011005-000 |
| | | 0.75 | 18 | 8.0 | CDM-0.75 | T2020001008-000 | DDM-0.75 | T2020011008-000 |
| | | 1.0 | 18 | 8.0 | CDM-1.0 | T2020001010-000 | DDM-1.0 | T2020011010-000 |
| | | 1.5 | 16 | 8.0 | CDM-1.5 | T2020001015-000 | DDM-1.5 | T2020011015-000 |
| | | 2.5 | 14 | 6.0 | CDM-2.5 | T2020001025-000 | DDM-2.5 | T2020011025-000 |
| | | 0.14-0.37 | 26-22 | 8.0 | CDF-0.14 | T2020002002-000 | DDF-0.14 | T2020012002-000 |
| | | 0.5 | 20 | 8.0 | CDF-0.5 | T2020002005-000 | DDF-0.5 | T2020012005-000 |
| | | 0.75 | 18 | 8.0 | CDF-0.75 | T2020002008-000 | DDF-0.75 | T2020012008-000 |
| | | 1.0 | 18 | 8.0 | CDF-1.0 | T2020002010-000 | DDF-1.0 | T2020012010-000 |
| | | 1.5 | 16 | 8.0 | CDF-1.5 | T2020002015-000 | DDF-1.5 | T2020012015-000 |
| | | 2.5 | 14 | 6.0 | CDF-2.5 | T2020002025-000 | DDF-2.5 | T2020012025-000 |

16A Contact

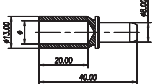


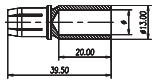
| Tech data Material: copper alloy Contact resistance: $\leq 1m\Omega$ Terminal: crimp connection CEM/Male | 16A Male crimp contacts  | Wire gauge | | Strip- ping length | Crimp contacts, silver-plated | | Crimp contacts, gold-plated | |
|---|---|-----------------|-------|--------------------------|-------------------------------|-----------------|-----------------------------|-----------------|
| | | mm ² | AWG | | mm | Type | Part Number | Type |
| CEF/Female  | 16A Female crimp contacts  | 0.14-0.37 | 26-22 | 7.5 | CEM-0.3 | T2030001002-000 | DEM-0.3 | T2030011002-000 |
| | | 0.5 | 20 | 7.5 | CEM-0.5 | T2030001005-000 | DEM-0.5 | T2030011005-000 |
| | | 0.75 | 18 | 7.5 | CEM-0.75 | T2030001008-000 | DEM-0.75 | T2030011008-000 |
| | | 1.0 | 18 | 7.5 | CEM-1.0 | T2030001010-000 | DEM-1.0 | T2030011010-000 |
| | | 1.5 | 16 | 7.5 | CEM-1.5 | T2030001015-000 | DEM-1.5 | T2030011015-000 |
| | | 2.5 | 14 | 7.5 | CEM-2.5 | T2030001025-000 | DEM-2.5 | T2030011025-000 |
| | | 4.0 | 12 | 7.5 | CEM-4.0 | T2030001040-000 | DEM-4.0 | T2030011040-000 |
| | | 0.14-0.37 | 26-22 | 7.5 | CEF-0.3 | T2030002002-000 | DEF-0.3 | T2030012002-000 |
| | | 0.5 | 20 | 7.5 | CEF-0.5 | T2030002005-000 | DEF-0.5 | T2030012005-000 |
| | | 0.75 | 18 | 7.5 | CEF-0.75 | T2030002008-000 | DEF-0.75 | T2030012008-000 |
| | | 1.0 | 18 | 7.5 | CEF-1.0 | T2030002010-000 | DEF-1.0 | T2030012010-000 |
| | | 1.5 | 16 | 7.5 | CEF-1.5 | T2030002015-000 | DEF-1.5 | T2030012015-000 |
| | | 2.5 | 14 | 7.5 | CEF-2.5 | T2030002025-000 | DEF-2.5 | T2030012025-000 |
| | | 4.0 | 12 | 7.5 | CEF-4.0 | T2030002040-000 | DEF-4.0 | T2030012040-000 |

Crimp contacts

40A Contact


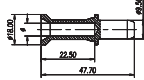

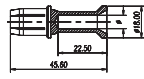
| Tech data Material: copper alloy Contact resistance: $\leq 0.3m\Omega$ Terminal: crimp connection CMM/Male | 40A Male crimp contacts  | Wire gauge | | Stripping length | Crimp contacts, silver-plated | |
|---|---|-----------------|-----|------------------|-------------------------------|-----------------|
| | | mm ² | AWG | | Type | Part Number |
|  | | 1.5 | 16 | 8.0 | CMM-1.5 | T2040001015-000 |
| | | 2.5 | 14 | 8.0 | CMM-2.5 | T2040001025-000 |
| | | 4.0 | 12 | 8.0 | CMM-4.0 | T2040001040-000 |
| | | 6.0 | 10 | 8.0 | CMM-6.0 | T2040001060-000 |
| | | | | | | |
| CMF/Female  | 40A Female crimp contacts  | 1.5 | 16 | 8.0 | CMF-1.5 | T2040002015-000 |
| | | 2.5 | 14 | 8.0 | CMF-2.5 | T2040002025-000 |
| | | 4.0 | 12 | 8.0 | CMF-4.0 | T2040002040-000 |
| | | 6.0 | 10 | 8.0 | CMF-6.0 | T2040002060-000 |
| | | 10 | 7 | 8.0 | CMF-10 | T2040002100-000 |

100A Contact

| Tech data Material: copper alloy Contact resistance: $\leq 1m\Omega$ Terminal: crimp connection CDM/Male | 100A Male crimp contacts  | Wire gauge | Ø | Stripping length | Crimp contacts, silver-plated | |
|---|--|-----------------|-----|------------------|-------------------------------|-----------------|
| | | mm ² | | | Type | Part Number |
|  | | 10 | 4.3 | 19 | CNM-10 | T2050001010-000 |
| | | 16 | 5.5 | 19 | CNM-16 | T2050001016-000 |
| | | 25 | 7 | 19 | CNM-25 | T2050001025-000 |
| | | 35 | 8.2 | 16 | CNM-35 | T2050001035-000 |
| CDF/Female  | 100A Female crimp contacts  | 10 | 4.3 | 19 | CNF-10 | T2050002010-000 |
| | | 16 | 5.5 | 19 | CNF-16 | T2050002016-000 |
| | | 25 | 7 | 19 | CNF-25 | T2050002025-000 |
| | | 35 | 8.2 | 16 | CNF-35 | T2050002035-000 |

Crimp contacts


200A Contact

| | | | | | | |
|---|--|-----------------------|----------|-------------------------|--------------------------------------|--------------------|
| Tech data Material: copper Contact resistance: $\leq 0.3\text{m}\Omega$ Terminal: crimp connection CHM/Male  | 200A Male crimp contacts  | Wire gauge | Ø | Stripping length | Crimp contacts, silver-plated | |
| | | mm² | | mm | Type | Part Number |
| | | 25 | 7.0 | 22.5 | CHM-25 | T2060001025-000 |
| | | 35 | 8.2 | 22.5 | CHM-35 | T2060001035-000 |
| | | 50 | 10.0 | 22.5 | CHM-50 | T2060001050-000 |
| | | 70 | 11.5 | 22.5 | CHM-70 | T2060001070-000 |
| CHF/Female  | 200A Female crimp contacts  | 25 | 7.0 | 22.5 | CHF-25 | T2060002025-000 |
| | | 35 | 8.2 | 22.5 | CHF-35 | T2060002035-000 |
| | | 50 | 10.0 | 22.5 | CHF-50 | T2060002050-000 |
| | | 70 | 11.5 | 22.5 | CHF-70 | T2060002070-000 |

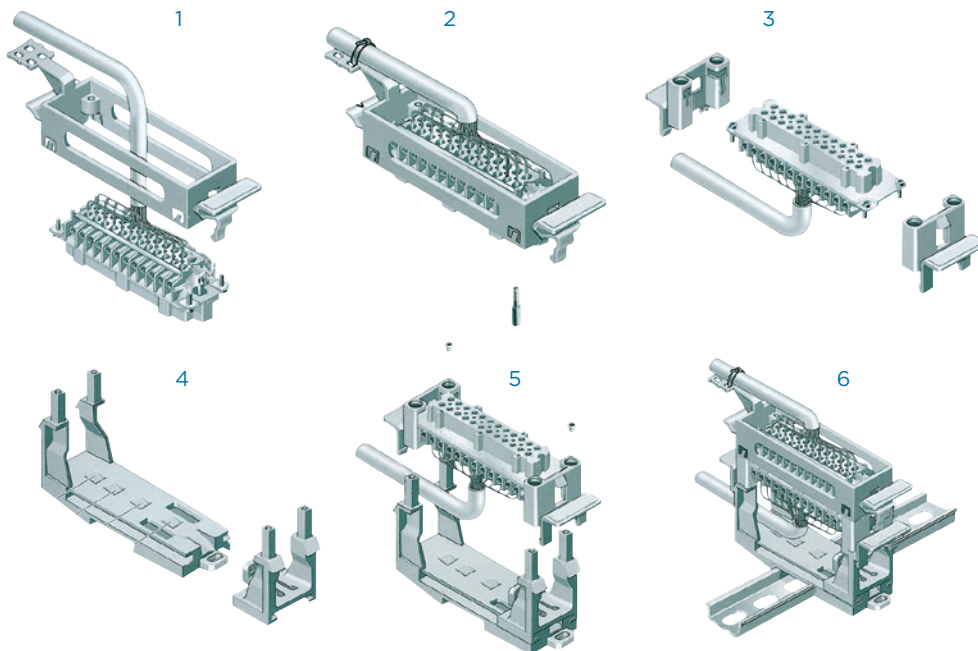
PCB Adapter

| | | | |
|---|-----------------|--|-----------------|
|  | |  | |
| Type | PCB-adapter-EE | Type | CEF-adapter |
| Part Number | T2040000000-000 | Part Number | T2030002000-000 |

Insert mounting element


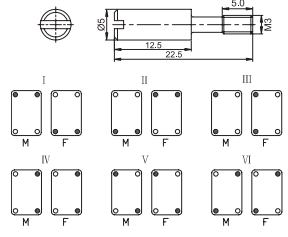

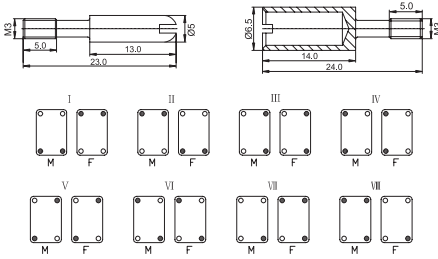

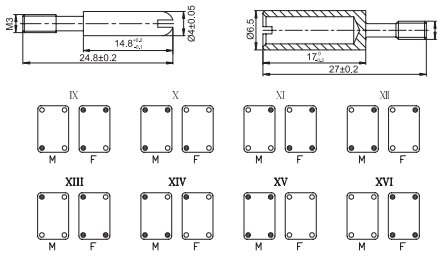


| Set | Parts order | Type | Part Number | |
|--------------------------------------|-------------|------|---------------|-----------------|
| Insert mounting with carrier element | | | | |
| | H6B set | Top | H6B-Rail-top | T1870062101-000 |
| | | Base | HB-Rail-base | T1870002201-000 |
| | H10B set | Top | H10B-Rail-top | T1870102101-000 |
| | | Base | HB-Rail-base | T1870002201-000 |
| | H16B set | Top | H16B-Rail-top | T1870162101-000 |
| | | Base | HB-Rail-base | T1870002201-000 |
| | H24B set | Top | H24B-Rail-top | T1870242101-000 |
| | | Base | HB-Rail-base | T1870002201-000 |



- 1 Attach insert in top carrier element
- 2 Set up strain relief e.g. by cable ties
- 3 Attach fixing clamps to base insert
- 4 Adjust base element to the dimensions of the insert
- 5 Attach base assembly to base element
- 6 Connect top and base inserts

Installation elements


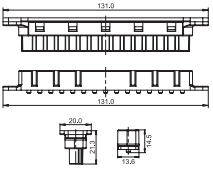


| Coding of hoods/housings and inserts | | Type | Part Number |
|---|---|---|---|
| <p>Standard code pin (Stainless steel)</p>  |  | <p>Ordinary type CODING-PIN-M3-TM CODING-PIN-M3-TF</p> <p>Stainless steel CODING-PIN-M3-STM CODING-PIN-M3-STF</p> | <p>Ordinary type T0931000423-000 T0931006524-000</p> <p>Stainless steel T0932000423-000 T0932006524-000</p> |
| <p>Guiding pins (Stainless steel)</p>  |  | <p>Ordinary type King-size CODING-PIN-M3-LTM CODING-PIN-M3-LTF</p> <p>Stainless steel, King-size CODING-PIN-M3-LSTM CODING-PIN-M3-LSTF</p> | <p>Ordinary type King-size T0931000425-000 T0931006527-000</p> <p>Stainless steel, King-size T0931100425-000 T0931106527-000</p> |
| <p>Guiding pins (screw thread extended)</p>  |  | <p>Ordinary type (screw thread extended) CODING-PIN-M3-LTM CODING-PIN-M3-LTF</p> <p>Stainless steel (screw thread extended) CODING-PIN-M3-STM CODING-PIN-M3-STF</p> | <p>Ordinary type (screw thread extended) T0931100425-000 T0931106527-000</p> <p>Ordinary type (screw thread extended) T0931100423-000 T0931106524-000</p> |

HEE-015 insert

INSERTS MOUNTING WITHOUT HOOD/HOUSING

200V MAX. 16A

15+ \oplus


| Dimensions (mm) | Type | Part Number | |
|--|--|-------------|-----------------|
| | | Male insert | Female insert |
| Crimp terminal (Order crimp contacts separately) | | | |
|  |  | HEE-015-M | T2800152101-000 |
| | | HEE-015-F | T2800152201-000 |
| Contact arrangement view from termination side | Panel cut out for inserts for use without hoods/housings | | |
|  |  | | |

Order crimp contacts separately





Female contact type: CSF-1.5

Female contact p/n: T0080002015-010


Other connectors

| | | Designation | Type | Part Number |
|--|---|--|--------------------------------|--|
| <p>3-poles connector</p> <p>Rated: 25A, 500V</p> <p>Contact surface: Silver plated</p> <p>Flammability acc. to UL94: V0</p> <p>Terminal: Screw terminal</p> |  | <p>3 poles male insert 3 poles female insert</p> | <p>HCC-003-M HCC-003-F</p> | <p>T2100032101-000 T2100032201-000</p> |

Installation elements

| Grip frame, screw adapter and screw | Type | Part Number |
|--|---------------------------------|---|
| <p>H24B grip frame (further variants are available on request)</p>  | HB-SB-024 | T3403121350-000 |
| <p>Screw adapter and screw</p>  | <p>HB-GDZ-S</p> <p>HB-GDZ-X</p> | <p>T3403121000-000</p> <p>T3403122000-000</p> |
| <p>M5 Screw</p>  | FIX-M5 | T0932406003-000 |
| <p>Extend earth terminal</p>  | EXTEND-PE | T0926003000-000 |

Cable glands and accessories



Cable glands made from plastic and brass
EMC cable glands

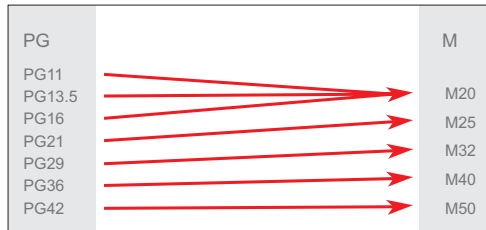
For hazardous areas in accordance with
DIN EN 50014
DIN EN 50019




RoHS


Cable fittings and accessories

Cross reference from PG thread to metric thread





| | Metr. | PG | Clamp range (mm) | Type | Part Number | |
|--|-----------|--------|------------------|-------------------------|------------------------------------|---|
| Cable glands, brass nicked plated | | | | | | |
|  <p>Material: Nickel plated brass Press seal material: PA Seal material: NBR Temperature range: -40°C ~ +100°C Protection: IP68</p> | | PG7 | 2-5 3-6.5 | DLX-7-MTS DLX-7-MS | T3609070111-000 T3609070101-000 | |
| | | PG9 | 2-6 4-8 | DLX-9-MTS DLX-9-MS | T3609090111-000 T3609090101-000 | |
| | | PG11 | 3-7 5-10 | DLX-11-MTS DLX-11-MS | T3609110111-000 T3609110101-000 | |
| | | PG13.5 | 5-9 6-12 | DLX-13-MTS DLX-13-MS | T3609130111-000 T3609130101-000 | |
| | | PG16 | 7-12 10-14 | DLX-16-MTS DLX-16-MS | T3609160111-000 T3609160101-000 | |
| | | PG21 | 9-16 13-18 | DLX-21-MTS DLX-21-MS | T3609210111-000 T3609210101-000 | |
| | | PG29 | 13-20 18-25 | DLX-29-MTS DLX-29-MS | T3609290111-000 T3609290101-000 | |
| | | PG36 | 20-26 22-32 | DLX-36-MTS DLX-36-MS | T3609360111-000 T3609360101-000 | |
| | | PG42 | 25-31 32-38 | DLX-42-MTS DLX-42-MS | T3609420111-000 T3609420101-000 | |
| | | PG48 | 29-35 37-44 | DLX-48-MTS DLX-48-MS | T3609480111-000 T3609480101-000 | |
| | M12 X 1.5 | | | 2-5 3-6.5 | DLX-12-MT DLX-12-M | T3609120112-000 T3609120102-000 |
| | M16 X 1.5 | | | 2-6 4-8 5-10 | DLX-16-MT DLX-16-M DLX-16-MB | T3609160112-000 T3609160102-000 T3609160122-000 |
| | M20 X 1.5 | | | 5-9 6-12 10-14 | DLX-20-MT DLX-20-M DLX-20-MB | T3609200112-000 T3609200102-000 T3609200122-000 |
| | M25 X 1.5 | | | 9-16 13-18 | DLX-25-MT DLX-25-M | T3609250112-000 T3609250102-000 |
| M32 X 1.5 | | | 13-20 18-25 | DLX-32-MT DLX-32-M | T3609320112-000 T3609320102-000 | |
| M40 X 1.5 | | | 20-26 22-32 | DLX-40-MT DLX-40-M | T3609400112-000 T3609400102-000 | |
| M50 X 1.5 | | | 25-31 32-38 | DLX-50-MT DLX-50-M | T3609500112-000 T3609500102-000 | |
| M63 X 1.5 | | | 29-35 37-44 | DLX-63-MT DLX-63-M | T3609630112-000 T3609630102-000 | |

Cable fittings and accessories

| | Metr. | PG | Clamp range (mm) | Type | Part Number | |
|---|-----------|--------|------------------|-----------------------|------------------------------------|------------------------------------|
| Cable glands, polyamide | | | | | | |
|  <p> Material: Polyamide Press seal material: PA Seal material: NBR Temperature range: -40°C ~ +100°C Protection: IP68 </p> | | PG7 | 2-5 3-6.5 | DLX-7-PT DLX-7-P | T3209070161-000 T3209070160-000 | |
| | | PG9 | 2-6 4-8 | DLX-9-PT DLX-9-P | T3209090161-000 T3209090160-000 | |
| | | PG11 | 3-7 5-10 | DLX-11-PT DLX-11-P | T3209110161-000 T3209110160-000 | |
| | | PG13.5 | 5-9 6-12 | DLX-13-PT DLX-13-P | T3209130161-000 T3209130160-000 | |
| | | PG16 | 7-12 10-14 | DLX-16-PT DLX-16-P | T3209160161-000 T3209160160-000 | |
| | | PG21 | 9-16 13-18 | DLX-21-PT DLX-21-P | T3209210161-000 T3209210160-000 | |
| | | PG29 | 13-20 18-25 | DLX-29-PT DLX-29-P | T3209290161-000 T3209290160-000 | |
| | | PG36 | 20-26 22-32 | DLX-36-PT DLX-36-P | T3209360161-000 T3209360160-000 | |
| | | PG42 | 25-31 32-38 | DLX-42-PT DLX-42-P | T3209420161-000 T3209420160-000 | |
| | | PG48 | 29-35 37-44 | DLX-48-PT DLX-48-P | T3209480161-000 T3209480160-000 | |
| | M12 X 1.5 | | | 2-5 3-6.5 | DLX-12-PMT DLX-12-PM | T3209120112-000 T3209120102-000 |
| | M16 X 1.5 | | | 2-6 4-8 | DLX-16-PMT DLX-16-PM | T3209160112-000 T3209160102-000 |
| | M20 X 1.5 | | | 5-9 6-12 | DLX-20-PMT DLX-20-PM | T3209200112-000 T3209200102-000 |
| | M25 X 1.5 | | | 9-16 13-18 | DLX-25-PMT DLX-25-PM | T3209250112-000 T3209250102-000 |
| | M32 X 1.5 | | | 13-20 18-25 | DLX-32-PMT DLX-32-PM | T3209320112-000 T3209320102-000 |
| | M40 X 1.5 | | | 20-26 22-32 | DLX-40-PMT DLX-40-PM | T3209400112-000 T3209400102-000 |
| | M50 X 1.5 | | | 25-31 32-38 | DLX-50-PMT DLX-50-PM | T3209500112-000 T3209500102-000 |
| | M63 X 1.5 | | | 29-35 37-44 | DLX-63-PMT DLX-63-PM | T3209630112-000 T3209630102-000 |



Cable fittings and accessories

| | Metr. | PG | Clamp range (mm) | Type | Part Number | |
|---|-----------|-----------|------------------|--------------|-----------------|-----------------|
| Multiple sealing insert metal cable gland | | | | | | |
|  <p>Material: Nickel plated brass Seal material: TPE/EPDM Temperature range: -40°C ~ + 100°C Protection: IP65 Seal material colors: White (other colors need consulting)</p> | | PG13.5 | 2 x 3 | DLX-13-KMS | T3729130101-000 | |
| | | PG16 | 3 x 4 | DLX-16-KMS | T3729160101-000 | |
| | | PG16 | 2 x 5 | DLX-16-KMS | T3729160201-000 | |
| | | PG21 | 4 x 6.5 | DLX-21-1KMS | T3729210101-000 | |
| | | PG21 | 3 x 7 | DLX-21-2KMS | T3729210201-000 | |
| | | PG21 | 2 x 6 | DLX-21-3KMS | T3729210301-000 | |
| | | PG21 | 2 x 8 | DLX-21-4KMS | T3729210401-000 | |
| | | PG29 | 6 x 6.5 | DLX-29-1KMS | T3729290101-000 | |
| | | PG29 | 4 x 9 | DLX-29-2KMS | T3729290201-000 | |
| | | PG29 | 3 x 9 | DLX-29-3KMS | T3729290301-000 | |
| | | PG36 | 5 x 9 | DLX-36-1KMS | T3729360101-000 | |
| | | PG36 | 6 x 8 | DLX-36-2KMS | T3729360201-000 | |
| | | PG42 | 4 x 12 | DLX-42-1KMS | T3729420101-000 | |
| | | PG42 | 5 x 10 | DLX-42-2KMS | T3729420201-000 | |
| | | PG48 | 6 x 12 | DLX-48-1KMS | T3729480101-000 | |
| | | PG48 | 3 x 18 | DLX-48-2KMS | T3729480201-000 | |
| | | M16 X 1.5 | | 2 x 3 | DLX-16-KM | T3729160102-000 |
| | | M20 X 1.5 | | 3 x 4 | DLX-20-KM | T3729200102-000 |
| | | M20 X 1.5 | | 2 x 5 | DLX-20-KM | T3729200202-000 |
| | | M25 X 1.5 | | 4 x 6.5 | DLX-25-1KM | T3729250102-000 |
| | | M25 X 1.5 | | 3 x 7 | DLX-25-2KM | T3729250202-000 |
| | | M25 X 1.5 | | 2 x 6 | DLX-25-3KM | T3729250302-000 |
| | | M25 X 1.5 | | 2 x 8 | DLX-25-4KM | T3729250402-000 |
| | | M32 X 1.5 | | 6 x 6.5 | DLX-32-1KM | T3729320102-000 |
| | | M32 X 1.5 | | 4 x 9 | DLX-32-2KM | T3729320202-000 |
| | | M32 X 1.5 | | 3 x 9 | DLX-32-3KM | T3729320302-000 |
| | | M40 X 1.5 | | 5 x 9 | DLX-40-1KM | T3729400102-000 |
| | M40 X 1.5 | | 6 x 8 | DLX-40-2KM | T3729400202-000 | |
| | M50 X 1.5 | | 4 x 12 | DLX-50-1KM | T3729500102-000 | |
| | M50 X 1.5 | | 5 x 10 | DLX-50-2KM | T3729500202-000 | |
| | M63 X 1.5 | | 6 x 12 | DLX-63-1KM | T3729630102-000 | |
| | M63 X 1.5 | | 3 x 18 | DLX-63-2KM | T3729630202-000 | |
| Multiple sealing insert nylon cable gland | | | | | | |
|  <p>Material: PA Seal material: EPDM Temperature range: -40°C ~ + 100°C Protection: IP65 Seal material colors: White (other colors need consulting)</p> | | PG13.5 | 2 x 3 | DLX-13-KPMS | T3229130101-000 | |
| | | PG16 | 3 x 4 | DLX-16-KPMS | T3229160101-000 | |
| | | PG16 | 2 x 5 | DLX-16-KPMS | T3229160201-000 | |
| | | PG21 | 4 x 6.5 | DLX-21-1KPMS | T3229210101-000 | |
| | | PG21 | 3 x 7 | DLX-21-2KPMS | T3229210201-000 | |
| | | PG21 | 2 x 6 | DLX-21-3KPMS | T3229210301-000 | |
| | | PG21 | 2 x 8 | DLX-21-4KPMS | T3229210401-000 | |
| | | PG29 | 6 x 6.5 | DLX-29-1KPMS | T3229290101-000 | |
| | | PG29 | 4 x 9 | DLX-29-2KPMS | T3229290201-000 | |
| | | PG29 | 3 x 9 | DLX-29-3KPMS | T3229290301-000 | |
| | | PG36 | 5 x 9 | DLX-36-1KPMS | T3229360101-000 | |
| | | PG36 | 6 x 8 | DLX-36-2KPMS | T3229360201-000 | |
| | | PG42 | 4 x 12 | DLX-42-1KPMS | T3229420101-000 | |
| | | PG42 | 5 x 10 | DLX-42-2KPMS | T3229420201-000 | |
| | | PG48 | 6 x 12 | DLX-48-1KPMS | T3229480101-000 | |
| | | PG48 | 3 x 18 | DLX-48-2KPMS | T3229480201-000 | |
| | | M16 X 1.5 | | 2 x 3 | DLX-16-KPM | T3229160102-000 |
| | | M20 X 1.5 | | 3 x 4 | DLX-20-KPM | T3229200102-000 |
| | | M20 X 1.5 | | 2 x 5 | DLX-20-KPM | T3229200202-000 |
| | | M25 X 1.5 | | 4 x 6.5 | DLX-25-1KPM | T3229250102-000 |
| | | M25 X 1.5 | | 3 x 7 | DLX-25-2KPM | T3229250202-000 |
| | | M25 X 1.5 | | 2 x 6 | DLX-25-3KPM | T3229250302-000 |
| | | M25 X 1.5 | | 2 x 8 | DLX-25-4KPM | T3229250402-000 |
| | | M32 X 1.5 | | 6 x 6.5 | DLX-32-1KPM | T3229320102-000 |
| | | M32 X 1.5 | | 4 x 9 | DLX-32-2KPM | T3229320202-000 |
| | | M32 X 1.5 | | 3 x 9 | DLX-32-3KPM | T3229320302-000 |
| | | M40 X 1.5 | | 5 x 9 | DLX-40-1KPM | T3229400102-000 |
| | M40 X 1.5 | | 6 x 8 | DLX-40-2KPM | T3229400202-000 | |
| | M50 X 1.5 | | 4 x 12 | DLX-50-1KPM | T3229500102-000 | |
| | M50 X 1.5 | | 5 x 10 | DLX-50-2KPM | T3229500202-000 | |
| | M63 X 1.5 | | 6 x 12 | DLX-63-1KPM | T3229630102-000 | |
| | M63 X 1.5 | | 3 x 18 | DLX-63-2KPM | T3229630202-000 | |



Cable fittings and accessories

| | Metr. | PG | Clamp range (mm) | Type | Part Number |
|---|---|-------------------------|--|---|--|
| Special sealing insert gland | | | | | |
|  <p>Sealing with different colors</p>  <p>Material: Nickel plated brass Seal material: TPE/EPDM Temperature range: -40°C ~ +100°C Protection: IP65 Seal material colors: Black (other colors need consulting)</p> | M16 X 1.5 M20 X 1.5 M25 X 1.5 M32 X 1.5 M40 X 1.5 | PG9 | 2-3.5 3.5-6 6-9 | DLX-9-MSET DLX-9-MSEZ DLX-9-MSE | T3709090111-000 T3709090121-000 T3709090101-000 |
| | | PG11 | 6-8.5 8.5-11 11-13.5 | DLX-11-MSET DLX-11-MSEZ DLX-11-MSE | T3709110111-000 T3709110121-000 T3709110101-000 |
| | | PG13.5 | 8.5-11 11-13.5 13.5-15 | DLX-13-MSET DLX-13-MSEZ DLX-13-MSE | T3709130111-000 T3709130121-000 T3709130101-000 |
| | | PG16 | 9-12 12-14 14-16 | DLX-16-MSET DLX-16-MSEZ DLX-16-MSE | T3709160111-000 T3709160121-000 T3709160101-000 |
| | | PG21 | 13.5-16 16-17.5 17.5-19 | DLX-21-MSET DLX-21-MSEZ DLX-21-MSE | T3709210111-000 T3709210121-000 T3709210101-000 |
| | | PG29 | 17.5-21 21-22.5 22.5-25 | DLX-29-MSET DLX-29-MSEZ DLX-29-MSE | T3709290111-000 T3709290121-000 T3709290101-000 |
| | | PG36 | 20-24 24-28 28-32 | DLX-36-MSET DLX-36-MSEZ DLX-36-MSE | T3709360111-000 T3709360121-000 T3709360101-000 |
| | | | 2-3.5 3.5-6 6-9 | DLX-16-MET DLX-16-MEZ DLX-16-ME | T3709160112-000 T3709160122-000 T3709160102-000 |
| | | | 8.5-11 11-13.5 13.5-15 | DLX-20-MET DLX-20-MEZ DLX-20-ME | T3709200112-000 T3709200122-000 T3709200102-000 |
| | | | 13.5-16 16-17.5 17.5-19 18-22 | DLX-25-MET DLX-25-MEZ DLX-25-ME DLX-25-MEA | T3709250112-000 T3709250122-000 T3709250102-000 T3709250132-000 |
| | | | 17.5-21 21-22.5 22.5-25 | DLX-32-MET DLX-32-MEZ DLX-32-ME | T3709320112-000 T3709320122-000 T3709320102-000 |
| | | | 20-24 24-28 28-32 | DLX-40-MET DLX-40-MEZ DLX-40-ME | T3709400112-000 T3709400122-000 T3709400102-000 |
| EMC cable glands | | | | | |
|  <p>Material: Nickel plated brass Press seal material: PA Seal material: EPDM Temperature range: -40°C ~ +100°C Protection: IP68</p> | M16 X 1.5 M20 X 1.5 M25 X 1.5 M32 X 1.5 M40 X 1.5 M50 X 1.5 M63 X 1.5 | PG9 | 4-8 | DLX-9-MSC | T3707090101-000 |
| | | PG11 | 5-10 | DLX-11-MSC | T3706110113-000 |
| | | PG13.5 | 6-12 | DLX-13-MSC | T3707130101-000 |
| | | PG16 | 10-14 | DLX-16-MSC | T3707160101-000 |
| | | PG21 | 13-18 | DLX-21-MSC | T3707210101-000 |
| | | PG29 | 18-25 | DLX-29-MSC | T3707290101-000 |
| | | PG36 | 22-32 | DLX-36-MSC | T3707360101-000 |
| | | PG42 | 32-38 | DLX-42-MSC | T3707420101-000 |
| | | PG48 | 37-44 | DLX-48-MSC | T3707480101-000 |
| | | | 2-6 4-8 | DLX-16-MTC DLX-16-MC | T3707160113-000 T3609160103-000 |
| | | | 5-9 6-12 | DLX-20-MTC DLX-20-MC | T3707200113-Z00 T3706200103-000 |
| | | | 9-16 13-18 | DLX-25-MTC DLX-25-MC | T3707250113-000 T3609250103-000 |
| | 13-20 18-25 | DLX-32-MTC DLX-32-MC | T3707320113-000 T3609320103-000 | | |
| | 20-26 22-32 | DLX-40-MTC DLX-40-MC | T3707400113-000 T3706400103-000 | | |
| | 25-31 32-38 | DLX-50-MTC DLX-50-MC | T3707500113-000 T3707500103-000 | | |
| | 29-35 37-44 | DLX-63-MTC DLX-63-MC | T3707630113-000 T3707630103-000 | | |



Cable fittings and accessories

| | Metr. | PG | Clamp range (mm) | Type | Part Number |
|---|-------|--------|------------------|-----------------|-----------------|
| Metal glands with multiple seal | | | | | |
|  <p>Material: Nickel plated brass Seal material: NBR Temperature range: -40°C ~ +100°C Protection: IP65</p> | | PG9 | 5-10 | DSM-9 | T3201090101-000 |
| | | PG11 | 7-12 | DSM-11 | T3201110101-000 |
| | | PG13.5 | 7-12 | DSM-13 | T3201130101-000 |
| | | PG16 | 7-15 | DSM-16 | T3201160101-000 |
| | | PG21 | 10-19 | DSM-21 | T3201210101-000 |
| | | PG29 | 18-27 | DSM-29 | T3201290101-000 |
| | | PG36 | 24-32 | DSM-36 | T3201360101-000 |
| | | PG42 | 30-39 | DSM-42 | T3201420101-000 |
| | | PG48 | 36-45 | DSM-48 | T3201480101-000 |
| | M12 | | 5-10 | DSM-12-M | T3201120102-000 |
| | M16 | | 6.5-10 | DSM-16-M | T3201160102-000 |
| | M20 | | 8.5-13.5 | DSM-20-M | T3201200102-000 |
| | M25 | | 13-20 | DSM-25-M | T3201250102-000 |
| | M32 | | 19-28 | DSM-32-M | T3201320102-000 |
| | M40 | | 24-34 | DSM-40-M | T3201400102-000 |
| M50 | | 34-40 | DSM-50-M | T3201500102-000 | |
| M63 | | 39-46 | DSM-63-M | T3201630102-000 | |
| Metal glands with multiple seal | | | | | |
|  <p>Material: Nickel plated brass Seal material: NBR Temperature range: -40°C ~ +100°C Protection: IP54</p> | | PG9 | 8-10 | DSM-9-S | T3211090101-000 |
| | | PG11 | 10-12 | DSM-11-S | T3211110101-000 |
| | | PG13.5 | 12-14 | DSM-13-S | T3211130101-000 |
| | | PG16 | 14-16 | DSM-16-S | T3211160101-000 |
| | | PG21 | 17-19 | DSM-21-S | T3211210101-000 |
| | | PG29 | 23-25 | DSM-29-S | T3211290101-000 |
| | | PG36 | 33-35 | DSM-36-S | T3211360101-000 |
| | | PG42 | 39-41 | DSM-42-S | T3211420101-000 |
| | | PG48 | 45-47 | DSM-48-S | T3211480101-000 |
| | M12 | | 5-7 | DSM-12-SM | T3211120102-000 |
| | M16 | | 8-10 | DSM-16-SM | T3211160102-000 |
| | M20 | | 10-12 | DSM-20-SM | T3211200102-000 |
| | M25 | | 15-17 | DSM-25-SM | T3211250102-000 |
| | M32 | | 24-26 | DSM-32-SM | T3211320102-000 |
| | M40 | | 28-30 | DSM-40-SM | T3211400102-000 |
| M50 | | 39-41 | DSM-50-SM | T3211500102-000 | |
| M63 | | 45-47 | DSM-63-SM | T3211630102-000 | |



Cable fittings and accessories

| | Metr. | PG | Clamp range (mm) | Type | Part Number |
|---|-------|--------|------------------|------------|-----------------|
| Metal glands with multiple seal | | | | | |
|  <p>Material: Nickel plated brass Seal material: NBR Temperature range: -40°C ~ +100°C Protection: IP65</p> | | PG9 | 5-10 | DCSM-9 | T3101090101-000 |
| | | PG11 | 7-12 | DCSM-11 | T3101110101-000 |
| | | PG13.5 | 7-12 | DCSM-13 | T3101130101-000 |
| | | PG16 | 7-15 | DCSM-16 | T3101160101-000 |
| | | PG21 | 10-19 | DCSM-21 | T3101210101-000 |
| | | PG29 | 18-27 | DCSM-29 | T3101290101-000 |
| | | PG36 | 24-32 | DCSM-36 | T3101360101-000 |
| | | PG42 | 30-39 | DCSM-42 | T3101420101-000 |
| | | PG48 | 36-45 | DCSM-48 | T3101480101-000 |
| | M12 | | 5-10 | DCSM-12-M | T3101120102-000 |
| | M16 | | 6.5-10 | DCSM-16-M | T3101160102-000 |
| | M20 | | 8.5-13.5 | DCSM-20-M | T3101200102-000 |
| | M25 | | 13-20 | DCSM-25-M | T3101250102-000 |
| | M32 | | 19-28 | DCSM-32-M | T3101320102-000 |
| | M40 | | 24-34 | DCSM-40-M | T3101400102-000 |
| | M50 | | 34-40 | DCSM-50-M | T3101500102-000 |
| | M63 | | 39-46 | DCSM-63-M | T3101630102-000 |
| Metal glands with multiple seal | | | | | |
|  <p>Material: Nickel plated brass Seal material: NBR Temperature range: -40°C ~ +100°C Protection: IP54</p> | | PG9 | 8-10 | DCSM-9-S | T3111090101-000 |
| | | PG11 | 10-12 | DCSM-11-S | T3111110101-000 |
| | | PG13.5 | 12-14 | DCSM-13-S | T3111130101-000 |
| | | PG16 | 14-16 | DCSM-16-S | T3111160101-000 |
| | | PG21 | 17-19 | DCSM-21-S | T3111210101-000 |
| | | PG29 | 23-25 | DCSM-29-S | T3111290101-000 |
| | | PG36 | 33-35 | DCSM-36-S | T3111360101-000 |
| | | PG42 | 39-41 | DCSM-42-S | T3111420101-000 |
| | | PG48 | 45-47 | DCSM-48-S | T3111480101-000 |
| | M12 | | 5-7 | DCSM-12-SM | T3111120102-000 |
| | M16 | | 8-10 | DCSM-16-SM | T3111160102-000 |
| | M20 | | 10-12 | DCSM-20-SM | T3111200102-000 |
| | M25 | | 15-17 | DCSM-25-SM | T3111250102-000 |
| | M32 | | 24-26 | DCSM-32-SM | T3111320102-000 |
| | M40 | | 28-30 | DCSM-40-SM | T3111400102-000 |
| | M50 | | 39-41 | DCSM-50-SM | T3111500102-000 |
| | M63 | | 45-47 | DCSM-63-SM | T3111630102-000 |

Cable fittings and accessories

| | Metr. | PG | Clamp range (mm) | Type | Part Number |
|---|-------|--------|------------------|----------|-----------------|
| Multiple seal | | | | | |
|  <p>Seal material: NBR Temperature range: -40°C ~ +100°C Protection: IP65</p> | | PG9 | 5-10 | MSL-9 | T3100090001-000 |
| | | PG11 | 7-12 | MSL-11 | T3100110101-000 |
| | | PG13.5 | 7-12 | MSL-13 | T3100130001-000 |
| | | PG16 | 7-15 | MSL-16 | T3100160001-000 |
| | | PG21 | 10-19 | MSL-21 | T3100210001-000 |
| | | PG29 | 18-27 | MSL-29 | T3100290001-000 |
| | | PG36 | 24-32 | MSL-36 | T3100360001-000 |
| | | PG42 | 30-39 | MSL-42 | T3100420001-000 |
| | | PG48 | 36-45 | MSL-48 | T3100480001-000 |
| | M12 | | 5-10 | MSL-12-M | T3100120002-000 |
| | M16 | | 6.5-10 | MSL-16-M | T3100160002-000 |
| | M20 | | 8.5-13.5 | MSL-20-M | T3100200002-000 |
| | M25 | | 13-20 | MSL-25-M | T3100250002-000 |
| | M32 | | 19-28 | MSL-32-M | T3100320002-000 |
| | M40 | | 24-34 | MSL-40-M | T3100400002-000 |
| | M50 | | 34-40 | MSL-50-M | T3100500002-000 |
| | M63 | | 39-46 | MSL-63-M | T3100630002-000 |
| Normal seal | | | | | |
|  <p>Seal material: NBR Temperature range: -40°C ~ +100°C Protection: IP54</p> | | PG9 | 8-10 | SGL-9 | T0910004109-000 |
| | | PG11 | 10-12 | SGL-11 | T0910004111-000 |
| | | PG13.5 | 12-14 | SGL-13 | T0910004113-000 |
| | | PG16 | 14-16 | SGL-16 | T0910004116-000 |
| | | PG21 | 17-19 | SGL-21 | T0910004121-000 |
| | | PG29 | 23-25 | SGL-29 | T0910004129-000 |
| | | PG36 | 33-35 | SGL-36 | T0910004136-000 |
| | | PG42 | 39-41 | SGL-42 | T0910004142-000 |
| | | PG48 | 45-47 | SGL-48 | T0910004148-000 |
| | M12 | | 5-7 | SGL-12-M | T3300120002-000 |
| | M16 | | 8-10 | SGL-16-M | T3300160002-000 |
| | M20 | | 10-12 | SGL-20-M | T3300200002-000 |
| | M25 | | 15-17 | SGL-25-M | T3300250002-000 |
| | M32 | | 24-26 | SGL-32-M | T3300320102-000 |
| | M40 | | 28-30 | SGL-40-M | T3300400002-000 |
| | M50 | | 39-41 | SGL-50-M | T3300500002-000 |
| | M63 | | 45-47 | SGL-63-M | T3300630002-000 |

Cable fittings and accessories

| | Metr. | PG | Clamp range (mm) | Type | Part Number | |
|---|--|-----|------------------|----------|-----------------|-----------------|
| Metal clamp glands with multiple seal | | | | | | |
|  <p>Material: Nickel plated brass Seal material: NBR Temperature range: -40°C ~ +100°C Protection: IP65</p> | | PG9 | 6.5-10 | ZSM-9 | T3135090101-000 | |
| | | | PG11 | 7.5-12 | ZSM-11 | T3135110101-000 |
| | | | PG13.5 | 8.5-13.5 | ZSM-13 | T3135130101-000 |
| | | | PG16 | 10.5-16 | ZSM-16 | T3135160101-000 |
| | | | PG21 | 13-20 | ZSM-21 | T3135210101-000 |
| | | | PG29 | 19-28 | ZSM-29 | T3135290101-000 |
| | | | PG36 | 24-34 | ZSM-36 | T3135360101-000 |
| | | | PG42 | 34-40 | ZSM-42 | T3135420101-000 |
| | | | PG48 | 39-46 | ZSM-48 | T3135480101-000 |
| | M16 | | | 6.5-10 | ZSM-16-M | T3135160121-000 |
| | M20 | | | 7.5-12 | ZSM-20-M | T3135200121-000 |
| | M25 | | | 13-20 | ZSM-25-M | T3135250121-000 |
| | M32 | | | 19-28 | ZSM-32-M | T3135320121-000 |
| | M40 | | | 24-34 | ZSM-40-M | T3135400121-000 |
| | M50 | | | 34-40 | ZSM-50-M | T3135500121-000 |
| | M63 | | | 39-46 | ZSM-63-M | T3135630121-000 |
| | Metal clamp glands with normal seal | | | | | |
| |  <p>Material: Nickel plated brass Seal material: NBR Temperature range: -40°C ~ +100°C Protection: IP54</p> | | PG7 | 6-8 | ZSM-7-S | T3115070101-000 |
| | | | | PG9 | 8-10 | ZSM-9-S |
| | | | PG11 | 10-12 | ZSM-11-S | T3115110101-000 |
| | | | PG13.5 | 12-14 | ZSM-13-S | T3115130101-000 |
| | | | PG16 | 14-16 | ZSM-16-S | T3115160101-000 |
| | | | PG21 | 17-19 | ZSM-21-S | T3115210101-000 |
| | | | PG29 | 26-28 | ZSM-29-S | T3115290101-000 |
| | | | PG36 | 33-35 | ZSM-36-S | T3115360101-000 |
| | | | PG42 | 39-41 | ZSM-42-S | T3115420101-000 |
| | | | PG48 | 43-45 | ZSM-48-S | T3115480101-000 |
| M12 | | | | 6-8 | ZSM-12-SM | T3115120121-000 |
| M16 | | | | 8-12 | ZSM-16-SM | T3115160121-000 |
| M20 | | | | 10-12 | ZSM-20-SM | T3115200121-000 |
| M25 | | | | 12-14 | ZSM-25-SM | T3115250121-000 |
| M32 | | | | 17-19 | ZSM-32-SM | T3115320121-000 |
| M40 | | | | 25-27 | ZSM-40-SM | T3115400121-000 |
| M50 | | | | 39-41 | ZSM-50-SM | T3115500121-000 |
| M63 | | | | 43-45 | ZSM-63-SM | T3115630121-000 |



Cable fittings and accessories

| | Metr. | PG | Clamp range (mm) | Type | Part Number | |
|---|-----------|--------|------------------|------------|-----------------|-----------------|
| Metal clamp glands | | | | | | |
|  <p>Material: Nickel plated brass Temperature range: -40°C ~ +100°C</p> | | PG7 | 5.5-8 | KSM-7-MS | T3105070101-000 | |
| | | PG9 | 6.5-10 | KSM-9-MS | T3105090101-000 | |
| | | PG11 | 7.5-12 | KSM-11-MS | T3105110101-000 | |
| | | PG13.5 | 8.5-14 | KSM-13-MS | T3105130101-000 | |
| | | PG16 | 9.5-16 | KSM-16-MS | T3105160101-000 | |
| | | PG21 | 12-21 | KSM-21-MS | T3105210101-000 | |
| | | PG29 | 19-30 | KSM-29-MS | T3105290101-000 | |
| | | PG36 | 25-37 | KSM-36-MS | T3105360101-000 | |
| | | PG42 | 31-43 | KSM-42-MS | T3105420101-000 | |
| | | PG48 | 35-48 | KSM-48-MS | T3105480101-000 | |
| | M12 | | | 5-7.5 | KSM-12-M | T3105120121-000 |
| | M16 | | | 7-10 | KSM-16-M | T3105160121-000 |
| | M20 | | | 10-14 | KSM-20-M | T3105200121-000 |
| | M25 | | | 12-21.5 | KSM-25-M | T3105250121-000 |
| | M32 | | | 16-27 | KSM-32-M | T3105320121-000 |
| | M40 | | | 23-33 | KSM-40-M | T3105400121-000 |
| | M50 | | | 25-38.5 | KSM-50-M | T3105500121-000 |
| M63 | | | 39-46 | KSM-63-M | T3105630121-000 | |
| Metal flexible tube fittings | | | | | | |
|  <p>Material: Zinc alloy Seal material: PA Temperature range: -40°C ~ +100°C Protection: IP40-IP65</p> | | PG11 | Ø6 | NTC-11-MS | T3510111201-000 | |
| | | PG13.5 | Ø8 | NTC-13-MTS | T3510130124-000 | |
| | | PG13.5 | Ø10 | NTC-13-MS | T3510130114-000 | |
| | | PG13.5 | Ø12 | NTC-13-MES | T3510130134-000 | |
| | | PG16 | Ø10 | NTC-16-MTS | T3510160124-000 | |
| | | PG16 | Ø12 | NTC-16-MS | T3510160114-000 | |
| | | PG16 | Ø16 | NTC-16-MES | T3510161501-000 | |
| | | PG21 | Ø16 | NTC-21-MTS | T3510210124-000 | |
| | | PG21 | Ø20 | NTC-21-MS | T3510212001-000 | |
| | | PG29 | Ø20 | NTC-29-MTS | T3510290124-000 | |
| | | PG29 | Ø25 | NTC-29-MS | T3510292501-000 | |
| | | PG36 | Ø32 | NTC-36-MS | T3510363201-000 | |
| | | PG42 | Ø38 | NTC-42-MS | T3510420114-000 | |
| | | PG48 | Ø51 | NTC-48-MS | T3510480114-000 | |
| | M12 X 1.5 | | | Ø6 | NTC-12-M | T3510120124-000 |
| | M16 X 1.5 | | | Ø8 | NTC-16-MT | T3510161002-000 |
| | M16 X 1.5 | | | Ø10 | NTC-16-M | T3510160102-000 |
| | M16 X 1.5 | | | Ø12 | NTC-16-ME | T3510160122-000 |
| | M20 X 1.5 | | | Ø10 | NTC-20-MT | T3510201602-000 |
| | M20 X 1.5 | | | Ø12 | NTC-20-M | T3510201202-000 |
| | M20 X 1.5 | | | Ø16 | NTC-20-MT | T3510201502-000 |
| | M25 X 1.5 | | | Ø16 | NTC-25-MT | T3510251502-000 |
| | M25 X 1.5 | | | Ø20 | NTC-25-M | T3510252002-000 |
| | M32 X 1.5 | | | Ø20 | NTG-32-MT | T3510320112-000 |
| | M32 X 1.5 | | | Ø25 | NTC-32-M | T3510322002-000 |
| | M40 X 1.5 | | | Ø32 | NTC-40-M | T3510403202-000 |
| | M50 X 1.5 | | | Ø38 | NTC-50-M | T3510500102-000 |
| M63 X 1.5 | | | Ø51 | NTC-63-M | T3510635102-000 | |


Cable fittings and accessories

| | Metr. | PG | Clamp range (mm) | Type | Part Number | |
|--|-----------|-----------|------------------|-----------|-----------------|-----------------|
| Nylon flexible tube fittings | | | | | | |
|  <p>Material: PA Temperature range: -40°C ~ +100°C Protection: IP65</p> | | PG7 | AD 10.0 | NTC-7-PMS | T3511070701-000 | |
| | | | PG9 | AD 13.0 | NTC-9-PMS | T3511091001-000 |
| | | | PG11 | AD 15.8 | NTC-11-PMS | T351111201-000 |
| | | | PG13.5 | AD 18.5 | NTC-13-PMES | T3511131401-000 |
| | | | PG13.5 | AD 21.2 | NTC-13-PMZS | T3511131401-001 |
| | | | PG16 | AD 21.2 | NTC-16-PMS | T3511161701-000 |
| | | | PG21 | AD 28.5 | NTC-21-PMS | T3511212301-000 |
| | | | PG29 | AD 34.5 | NTC-29-PMS | T3511292901-000 |
| | | | PG36 | AD 42.5 | NTC-36-PMS | T3511363601-000 |
| | | | PG42 | AD 54.5 | NTC-42-PMS | T3511424301-000 |
| | | | PG48 | AD 54.5 | NTC-48-PMS | T3511484801-000 |
| | | M10 X 1.5 | | AD 10.0 | NTC-10-PM | T3511100602-000 |
| | | M12 X 1.5 | | AD 10.0 | NTC-12-PMT | T3511120702-000 |
| | | M12 X 1.5 | | AD 13.0 | NTC-12-PM | T3511120702-001 |
| | | M16 X 1.5 | | AD 13.0 | NTC-16-PMT | T3511161002-000 |
| | | M16 X 1.5 | | AD 15.8 | NTC-16-PM | T3511161202-000 |
| | | M20 X 1.5 | | AD 18.5 | NTC-20-PMT | T3511201402-000 |
| | | M20 X 1.5 | | AD 21.2 | NTC-20-PM | T3511201702-000 |
| | | M25 X 1.5 | | AD 21.2 | NTC-25-PMT | T3511251702-000 |
| | | M25 X 1.5 | | AD 25.8 | NTC-25-PM | T3511252002-000 |
| | | M25 X 1.5 | | AD 28.5 | NTC-25-PME | T3511252302-000 |
| | | M32 X 1.5 | | AD 28.5 | NTC-32-PMT | T3511322302-000 |
| | | M32 X 1.5 | | AD 31.5 | NTC-32-PM | T3511322602-000 |
| | | M32 X 1.5 | | AD 34.5 | NTC-32-PME | T3511322902-000 |
| | | M40 X 1.5 | | AD 34.5 | NTC-40-PMT | T3511402802-000 |
| | | M40 X 1.5 | | AD 42.5 | NTC-40-PM | T3511403602-000 |
| | | M50 X 1.5 | | AD 42.5 | NTC-50-PMT | T3511503502-000 |
| | | M50 X 1.5 | | AD 54.5 | NTC-50-PM | T3511504802-000 |
| | M63 X 1.5 | | AD 54.5 | NTC-63-PM | T3511634802-000 | |
| Nylon blind plugs | | | | | | |
|  <p>Material: PA Temperature range: -20°C ~ +70°C Protection: IP65</p> | | PG9 | | DN-9-P | T3169090101-000 | |
| | | | PG11 | | DN-11-P | T3169110101-000 |
| | | | PG13.5 | | DN-13-P | T3169130101-000 |
| | | | PG16 | | DN-16-P | T3169160101-000 |
| | | | PG21 | | DN-21-P | T3169210101-000 |
| | | | PG29 | | DN-29-P | T3169290101-000 |
| | | | PG36 | | DN-36-P | T3169360101-000 |
| | | | PG42 | | DN-42-P | T3169420101-000 |
| | | | PG48 | | DN-48-P | T3169480101-000 |
| | | M12 | | 5-7.5 | DN-12-PM | T3169120121-000 |
| | | M16 | | 7-10 | DN-16-PM | T3169160111-000 |
| | | M20 | | 10-14 | DN-20-PM | T3169200111-000 |
| | | M25 | | 12-21.5 | DN-25-PM | T3169250111-000 |
| | | M32 | | 16-27 | DN-32-PM | T3169320111-000 |
| | | M40 | | 23-33 | DN-40-PM | T3169400111-000 |
| | | M50 | | 25-38.5 | DN-50-PM | T3169500111-000 |
| | M63 | | 39-46 | DN-63-PM | T3169630111-000 | |



Cable fittings and accessories

| | Metr. | PG | Type | Part Number | |
|--|-----------|-----|-------------|-----------------|-----------------|
| Metal blind plugs | | | | | |
|  <p>Material: Nickel plated brass Temperature range: -40°C ~ +100°C Protection: IP65</p> | | PG7 | BLIND-7-MS | T3165070101-000 | |
| | | | PG9 | BLIND-9-MS | T3165090101-000 |
| | | | PG11 | BLIND-11-MS | T3165110101-000 |
| | | | PG13.5 | BLIND-13-MS | T3165130101-000 |
| | | | PG16 | BLIND-16-MS | T3165160101-000 |
| | | | PG21 | BLIND-21-MS | T3165210101-000 |
| | | | PG29 | BLIND-29-MS | T3165290101-000 |
| | | | PG36 | BLIND-36-MS | T3165360101-000 |
| | | | PG42 | BLIND-42-MS | T3165420101-000 |
| | | | PG48 | BLIND-48-MS | T3165480101-000 |
| | M12 X 1.5 | | | BLIND-12-M | T3165120111-000 |
| | M16 X 1.5 | | | BLIND-16-M | T3165160111-000 |
| | M20 X 1.5 | | | BLIND-20-M | T3165200111-000 |
| | M25 X 1.5 | | | BLIND-25-M | T3165250111-000 |
| | M32 X 1.5 | | | BLIND-32-M | T3165320111-000 |
| | M40 X 1.5 | | | BLIND-40-M | T3165400111-000 |
| | M50 X 1.5 | | | BLIND-50-M | T3165500111-000 |
| M63 X 1.5 | | | BLIND-63-M | T3165630111-000 | |
| Nylon blind plugs | | | | | |
|  <p>Material: PA Temperature range: -40°C ~ +100°C Protection: IP65</p> | | PG7 | BLIND-7-P | T3166070101-000 | |
| | | | PG9 | BLIND-9-P | T3166090101-000 |
| | | | PG11 | BLIND-11-P | T3166110101-000 |
| | | | PG13.5 | BLIND-13-P | T3166130101-000 |
| | | | PG16 | BLIND-16-P | T3166160101-000 |
| | | | PG21 | BLIND-21-P | T3166210101-000 |
| | | | PG29 | BLIND-29-P | T3166290101-000 |
| | | | PG36 | BLIND-36-P | T3166360101-000 |
| | | | PG42 | BLIND-42-P | T3166420101-000 |
| | | | PG48 | BLIND-48-P | T3166480101-000 |
| | M12 X 1.5 | | | BLIND-12-PM | T3166120111-000 |
| | M16 X 1.5 | | | BLIND-16-PM | T3166160111-000 |
| | M20 X 1.5 | | | BLIND-20-PM | T3166200111-000 |
| | M25 X 1.5 | | | BLIND-25-PM | T3166250111-000 |
| | M32 X 1.5 | | | BLIND-32-PM | T3166320111-000 |
| | M40 X 1.5 | | | BLIND-40-PM | T3166400111-000 |
| | M50 X 1.5 | | | BLIND-50-PM | T3166500111-000 |
| M63 X 1.5 | | | BLIND-63-PM | T3166630111-000 | |



Cable fittings and accessories

| | Metr. | PG | Type | Part Number | |
|--|-----------|-----|-------------|-----------------|-----------------|
| Metal blind plugs | | | | | |
|  <p>Material: Nickel plated brass Temperature range: -40°C ~ +100°C Protection: IP65</p> | | PG7 | BLIND-7-HMS | T3165070201-000 | |
| | | | PG9 | BLIND-9-HMS | T3165090201-000 |
| | | | PG11 | BLIND-11-HMS | T3165110201-000 |
| | | | PG13.5 | BLIND-13-HMS | T3165130201-000 |
| | | | PG16 | BLIND-16-HMS | T3165160201-000 |
| | | | PG21 | BLIND-21-HMS | T3165210201-000 |
| | | | PG29 | BLIND-29-HMS | T3165290201-000 |
| | | | PG36 | BLIND-36-HMS | T3165360201-000 |
| | | | PG42 | BLIND-42-HMS | T3165420201-000 |
| | | | PG48 | BLIND-48-HMS | T3165480201-000 |
| | M12 X 1.5 | | | BLIND-12-HM | T3165120211-000 |
| | M16 X 1.5 | | | BLIND-16-HM | T3165160211-000 |
| | M20 X 1.5 | | | BLIND-20-HM | T3165200211-000 |
| | M25 X 1.5 | | | BLIND-25-HM | T3165250211-000 |
| | M32 X 1.5 | | | BLIND-32-HM | T3165320211-000 |
| | M40 X 1.5 | | | BLIND-40-HM | T3165400211-000 |
| | M50 X 1.5 | | | BLIND-50-HM | T3165500211-000 |
| M63 X 1.5 | | | BLIND-63-HM | T3165630211-000 | |


Cable fittings and accessories

| | Metr. | PG | Type | Part Number |
|--|-----------|----------|-----------------|-----------------|
| Metal lock units | | | | |
|  <p>Material: Nickel plated brass Temperature range: -40°C ~ +100°C</p> | | PG7 | LN-7-MS | T3161070001-000 |
| | | PG9 | LN-9-MS | T3161090001-000 |
| | | PG11 | LN-11-MS | T3161110001-000 |
| | | PG13.5 | LN-13-MS | T3161130001-000 |
| | | PG16 | LN-16-MS | T3161160001-000 |
| | | PG21 | LN-21-MS | T3161210001-000 |
| | | PG29 | LN-29-MS | T3161290001-000 |
| | | PG36 | LN-36-MS | T3161360001-000 |
| | | PG42 | LN-42-MS | T3161420001-000 |
| | | PG48 | LN-48-MS | T3161480001-000 |
| | M12 X 1.5 | | LN-12-M | T3161120050-000 |
| | M16 X 1.5 | | LN-16-M | T3161160050-000 |
| | M20 X 1.5 | | LN-20-M | T3161200050-000 |
| | M25 X 1.5 | | LN-25-M | T3161250050-000 |
| M32 X 1.5 | | LN-32-M | T3161320050-000 | |
| M40 X 1.5 | | LN-40-M | T3161400050-000 | |
| M50 X 1.5 | | LN-50-M | T3161500050-000 | |
| M63 X 1.5 | | LN-63-M | T3161630050-000 | |
| Nylon lock units | | | | |
|  <p>Material: PA Temperature range: -40°C ~ +100°C</p> | | PG7 | LN-7-P | T3262070001-000 |
| | | PG9 | LN-9-P | T3262090001-000 |
| | | PG11 | LN-11-P | T3262110001-000 |
| | | PG13.5 | LN-13-P | T3262130001-000 |
| | | PG16 | LN-16-P | T3262160001-000 |
| | | PG21 | LN-21-P | T3262210001-000 |
| | | PG29 | LN-29-P | T3262290001-000 |
| | | PG36 | LN-36-P | T3262360001-000 |
| | | PG42 | LN-42-P | T3262420001-000 |
| | | PG48 | LN-48-P | T3262480001-000 |
| | M12 X 1.5 | | LN-12-PM | T3262120050-000 |
| | M16 X 1.5 | | LN-16-PM | T3262160050-000 |
| | M20 X 1.5 | | LN-20-PM | T3262200050-000 |
| | M25 X 1.5 | | LN-25-PM | T3262250050-000 |
| M32 X 1.5 | | LN-32-PM | T3262320050-000 | |
| M40 X 1.5 | | LN-40-PM | T3262400050-000 | |
| M50 X 1.5 | | LN-50-PM | T3262500050-000 | |
| M63 X 1.5 | | LN-63-PM | T3262630050-000 | |


Cable fittings and accessories

| | Metr. | PG | Type | Part Number |
|--|--|---|---|--|
| Metal increasers | | | | |
|  <p>Material: Nickel plated brass Temperature range: -40°C ~ +100°C</p> | M16-M20 M20-M25 M25-M32 M32-M40 M40-M50 M50-M63 | PG7-PG9 PG9-PG11 PG11-PG13.5 PG11-PG16 PG13.5-PG16 PG13.5-PG21 PG16-PG21 PG21-PG29 PG29-PG36 PG36-PG42 | INCR-7/9-PG INCR-9/11-PG INCR-11/13-PG INCR-11/16-PG INCR-13/16-PG INCR-13/21-PG INCR-16/21-PG INCR-21/29-PG INCR-29/36-PG INCR-36/42-PG INCR-16/20-M INCR-20/25-M INCR-25/32-M INCR-32/40-M INCR-40/50-M INCR-50/63-M | T3033070901-000 T3033091101-000 T3033111301-000 T3033111601-000 T3033131601-000 T3033132101-000 T3033162101-000 T3033212901-000 T3033293601-000 T3033364201-000 T3033162050-000 T3033202550-000 T3033253250-000 T3033324050-000 T3033405050-000 T3033506350-000 |
| | | Metal reducers | | |
|  <p>Material: Nickel plated brass Temperature range: -40°C ~ +100°C</p> | M16-M12 M20-M12 M20-M16 M25-M20 M32-M20 M32-M25 M40-M25 M40-M32 M50-M32 M50-M40 M63-M40 M63-M50 | PG9-PG7 PG11-PG7 PG13.5-PG9 PG13.5-PG11 PG16-PG9 PG16-PG11 PG16-PG13.5 PG21-PG11 PG21-PG13.5 PG21-PG16 PG29-PG16 PG29-PG21 PG36-PG21 PG36-PG29 PG42-PG29 PG42-PG36 PG48-PG36 PG48-PG42 | REDU-9/7-PG REDU-11/7-PG REDU-13/9-PG REDU-13/11-PG REDU-16/9-PG REDU-16/11-PG REDU-16/13-PG REDU-21/11-PG REDU-21/13-PG REDU-21/16-PG REDU-29/16-PG REDU-29/21-PG REDU-36/21-PG REDU-36/29-PG REDU-42/29-PG REDU-42/36-PG REDU-48/36-PG REDU-48/42-PG REDU-16/12-M REDU-20/12-M REDU-20/16-M REDU-25/20-M REDU-32/20-M REDU-32/25-M REDU-40/25-M REDU-40/32-M REDU-50/32-M REDU-50/40-M REDU-63/40-M REDU-63/50-M | T3071090701-000 T3071110701-000 T3071130901-000 T3071131101-000 T3071160901-000 T3071161101-000 T3071161301-000 T3071211101-000 T3071211301-000 T3071211601-000 T3071291601-000 T3071292101-000 T3071362101-000 T3071362901-000 T3071422901-000 T3071423601-000 T3071483601-000 T3071484201-000 T3071161250-000 T3071201250-000 T3071201650-000 T3071252050-000 T3071322050-000 T3071322550-000 T3071402550-000 T3071403250-000 T3071503250-000 T3071504050-000 T3071634050-000 T3071635050-000 |


Cable fittings and accessories

| | | | Type | Dimension | Part Number |
|---|--------------------|---------------------|-------|-----------|-----------------|
| Cable clamper | | | | | |
|  <p>Material: Metal Protection: IP65</p> | | | BK 14 | 12-14 | T1918121400-000 |
| | | | BK 18 | 14-18 | T1918121800-000 |
| | | | BK 22 | 18-22 | T1922182200-000 |
| | | | BK 26 | 22-26 | T1926222600-000 |
| | | | BK 32 | 26-32 | T1932263200-000 |
| | | | BK 34 | 30-34 | T1934303400-000 |
| | | | BK 38 | 34-38 | T1912063800-000 |
| | | | BK 42 | 38-42 | T1942384200-000 |
| | | | BK 48 | 42-48 | T1912064800-000 |
| | | | BK 52 | 48-52 | T1912065200-000 |
| | | | BK 56 | 52-56 | T1912065600-000 |
| | | | BK 60 | 56-60 | T1912066000-000 |
| | | | BK 64 | 60-64 | T1964566400-000 |
| C-Type rail | T 19 0000 0000-000 | rail adaptor system | BK 70 | 64-70 | T1970667000-000 |


| | | | | | |
|---------------------------|---|-------------|---------|-----------------|--|
| Cable clamper | | | | | |
| Direct installation yokes |  | SKT3-8SC | 3-8 | T3920030801-000 | |
| | | SKT4-13SC | 4-13.5 | T3920041301-000 | |
| | | SKT10-20SC | 10-20 | T3920102001-000 | |
| | | SKT15-32SC | 15-32 | T3920153201-000 | |
| Direct rail mounting |  | SKTP3-8SC | 3-8 | T3930030801-000 | |
| | | SKTP4-13SC | 4-13.5 | T3930041301-000 | |
| | | SKTP10-20SC | 10-20 | T3930102001-000 | |
| Mounting rails |  | SKTP15-32SC | 15-32 | T3930153201-000 | |
| | | SKT2-6 | 2-6 | T3910020601-000 | |
| | | SKT3-8 | 3-8 | T3910030801-000 | |
| Quick installation yokes |  | SKT4-13.5 | 4-13.5 | T3910041301-000 | |
| | | SKT10-20 | 10-20 | T3910102001-000 | |
| | | SKT15-32 | 15-32 | T3910153201-000 | |
| | | QSKT 1-6 | 1.5-6.5 | T3930010600-000 | |
| | | QSKT 5-11 | 5-11 | T3930051100-000 | |
| | | QSKT 10-17 | 10-17 | T3930101700-000 | |

| | | | Type | Dimension | Type | Part Number |
|--|--|--|--------|-----------|---------|-----------------|
| Clips | | | | | | |
|  <p>Material: Stainless steel Temperature range: -40°C ~ +105°C</p> | | | AD10 | 10 | Clip-06 | T3310010000-000 |
| | | | AD13 | 13 | Clip-09 | T3310013000-000 |
| | | | AD15.8 | 15 | Clip-11 | T3310015000-000 |
| | | | AD21.2 | 22 | Clip-16 | T3310022000-000 |
| | | | AD28.5 | 28 | Clip-21 | T3310028000-000 |
| | | | AD34.5 | 34 | Clip-29 | T3310034000-000 |
| | | | AD42.5 | 40 | Clip-36 | T3310040000-000 |
| | | | AD54.5 | 54 | Clip-48 | T3310054000-000 |
| | | | AD80 | 79 | Clip-70 | T3310079000-000 |
| | | | AD106 | 105 | Clip-95 | T3310105000-000 |



Cable fittings and accessories

| | Metr. | PG | Clamp range | Type | Part Number | |
|---|-----------|--------|----------------|---------------------------|------------------------------------|------------------------------------|
| Metal cable gland | | | | | | |
|  <p>Material: Nickel plated brass Press seal material: PA Seal material: NBR Temperature range: -40°C ~ +100°C Protection: IP68</p> | | PG7 | 2-5 3-6.5 | DLX-7-NMTS DLX-7-NMS | T3629070111-000 T3629070101-000 | |
| | | PG9 | 2-6 4-8 | DLX-9-NMTS DLX-9-NMS | T3629090111-000 T3629090101-000 | |
| | | PG11 | 3-7 5-10 | DLX-11-NMTS DLX-11-NMS | T3629110111-000 T3629110101-000 | |
| | | PG13.5 | 5-9 6-12 | DLX-13-NMTS DLX-13-NMS | T3629130111-000 T3629130101-000 | |
| | | PG16 | 7-12 10-14 | DLX-16-NMTS DLX-16-NMS | T3629160111-000 T3629160101-000 | |
| | | PG21 | 9-16 13-18 | DLX-21-NMTS DLX-21-NMS | T3629210111-000 T3629210101-000 | |
| | | PG29 | 13-20 18-25 | DLX-29-NMTS DLX-29-NMS | T3629290111-000 T3629290101-000 | |
| | | PG36 | 20-26 22-32 | DLX-36-NMTS DLX-36-NMS | T3629360111-000 T3629360101-000 | |
| | | PG42 | 25-31 32-38 | DLX-42-NMTS DLX-42-NMS | T3629420111-000 T3629420101-000 | |
| | | PG48 | 29-35 37-44 | DLX-48-NMTS DLX-48-NMS | T3629480111-000 T3629480101-000 | |
| | M12 X 1.5 | | | 2-5 3-6.5 | DLX-12-NMT DLX-12-NM | T3629120112-000 T3629120102-000 |
| | M16 X 1.5 | | | 2-6 4-8 | DLX-16-NMT DLX-16-NM | T3629160112-000 T3629160102-000 |
| | M20 X 1.5 | | | 5-9 6-12 | DLX-20-NMT DLX-20-NM | T3629200112-000 T3629200102-000 |

Angled metal cable glands

| | | | | | |
|--|-----------|--------|-----------|-----------------|-----------------|
|  <p>Material: Nickel plated brass Temperature range: -40°C ~ +100°C Protection: IP68</p> | | PG11 | Ø11 | STUD-9-MS | T3265090901-000 |
| | | PG13.5 | Ø14 | STUD-11-MS | T3265111101-000 |
| | | PG16 | Ø16 | STUD-13-MS | T3265131301-000 |
| | | PG21 | Ø18 | STUD-16-MS | T3265160101-000 |
| | | PG29 | Ø21 | STUD-21-MS | T3265212101-000 |
| | | PG36 | Ø31 | STUD-29-MS | T3265292901-000 |
| | M16 X 1.5 | | Ø12 | STUD-16-M | T3265161611-000 |
| | M20 X 1.5 | | Ø15.5 | STUD-20-M | T3265202011-000 |
| | M25 X 1.5 | | Ø20.5 | STUD-25-M | T3265252511-000 |
| | M32 X 1.5 | | Ø27.5 | STUD-32-M | T3265252511-000 |
| M40 X 1.5 | | Ø34.5 | STUD-40-M | T3265404011-000 | |

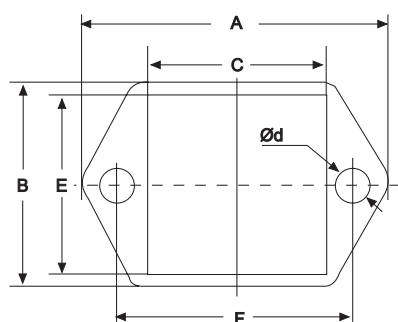
Cable fittings and accessories

| | Metr. | PG | Clamp range | Type | Part Number | |
|---|-----------|-----------|-------------|-----------|-----------------|-----------------|
| Metal cable gland | | | | | | |
|  <p>Material: Nickel plated brass Seal material: NBR Temperature range: -30°C ~ +100°C Protection: IP55</p> | | PG7 | 6-8 | VSM-7-MS | T3105070101-000 | |
| | | | PG9 | 5-10 | VSM-9-MS | T3105090101-000 |
| | | | PG11 | 7-12 | VSM-11-MS | T3105110101-000 |
| | | | PG13.5 | 7-12 | VSM-13-MS | T3105130101-000 |
| | | | PG16 | 7-15 | VSM-16-MS | T3105160101-000 |
| | | | PG21 | 10-19 | VSM-21-MS | T3105210101-000 |
| | | | PG29 | 18-27 | VSM-29-MS | T3105290101-000 |
| | | | PG36 | 24-32 | VSM-36-MS | T3105360101-000 |
| | | | PG42 | 30-39 | VSM-42-MS | T3105420101-000 |
| | | | PG48 | 36-45 | VSM-48-MS | T3105480101-000 |
| | | M12 X 1.5 | | 4.5-7 | VSM-12-M | T3105120021-000 |
| | | M16 X 1.5 | | 6.5-9 | VSM-16-M | T3105160021-000 |
| | | M20 X 1.5 | | 6.5-9 | VSM-20-M | T3105200021-000 |
| | | M20 X 1.5 | | 6-11.5 | VSM-20T-M | T3105200121-000 |
| | | M25 X 1.5 | | 8-13 | VSM-25-M | T3105250021-000 |
| | | M25 X 1.5 | | 12.5-18 | VSM-25T-M | T3105250121-000 |
| | | M32 X 1.5 | | 17-26 | VSM-32-M | T3105320021-000 |
| | M40 X 1.5 | | 17-26 | VSM-40-M | T3105400021-000 | |
| | M50 X 1.5 | | 27-32 | VSM-50-M | T3105500021-000 | |
| | M50 X 1.5 | | 35-38.5 | VSM-50T-M | T3105500121-000 | |
| | M63 X 1.5 | | 38-44 | VSM-63-M | T3105630021-000 | |
| Extender | | | | | | |
|  <p>Material: Nickel plated brass Temperature range: -40°C ~ +100°C</p> | | PG11 | | STUD-PG11 | T333311112-000 | |
| | | | PG13.5 | | STUD-PG13.5 | T333313132-000 |
| | | | PG16 | | STUD-PG16 | T333316162-000 |
| | | | PG21 | | STUD-PG21 | T333321212-000 |
| | | | PG29 | | STUD-PG29 | T333329292-000 |
| | | | PG36 | | STUD-PG36 | T333336362-000 |
| | | M12 X 1.5 | | | STUD-M12 | T333312121-000 |
| | | M16 X 1.5 | | | STUD-M16 | T333316161-000 |
| | | M20 X 1.5 | | | STUD-M20 | T333320201-000 |
| | | M25 X 1.5 | | | STUD-M25 | T333325251-000 |
| | | M32 X 1.5 | | | STUD-M32 | T333332321-000 |
| | | M40 X 1.5 | | | STUD-M40 | T333340401-000 |
| | | M50 X 1.5 | | | STUD-M50 | T333350501-000 |
| | | M63 X 1.5 | | | STUD-M63 | T333363631-000 |

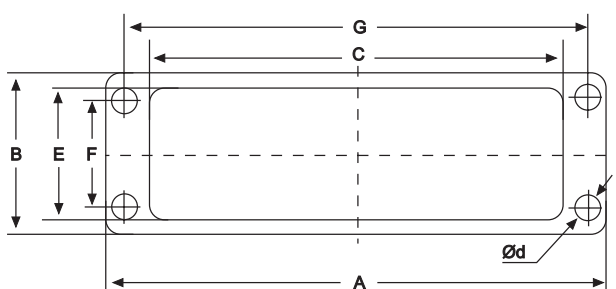
Cable fittings and accessories

| | Metr. | PG | Type | Part Number |
|---|-----------|----------|-----------------|-----------------|
| Inside and outside thread adapter | | | | |
|  <p>Material: Nickel plated brass Temperature range: -40°C ~ +100°C</p> | | PG11 | STUD-PG11 | T3333111102-000 |
| | | PG13.5 | STUD-PG13.5 | T3333131302-000 |
| | | PG16 | STUD-PG16 | T3333161602-000 |
| | | PG21 | STUD-PG21 | T3333212102-000 |
| | | PG29 | STUD-PG29 | T3333292902-000 |
| | | PG36 | STUD-PG36 | T3333363602-000 |
| | M12 X 1.5 | | STUD-M12 | T3333121201-000 |
| | M16 X 1.5 | | STUD-M16 | T3333161601-000 |
| | M20 X 1.5 | | STUD-M20 | T3333202001-000 |
| | M25 X 1.5 | | STUD-M25 | T3333252501-000 |
| | M32 X 1.5 | | STUD-M32 | T3333323201-000 |
| | M40 X 1.5 | | STUD-M40 | T3333404001-000 |
| | M50 X 1.5 | | STUD-M50 | T3333505001-000 |
| M63 X 1.5 | | STUD-M63 | T3333636301-000 | |
| Cable gland clamps | | | | |
|  <p>Material: Nickel plated brass Temperature range: -30°C ~ +100°C Protection: IP65</p> | | | WSM-16-MS | T3125160111-000 |
| | | | WSM-21-MS | T3125210111-000 |
| | | | WSM-32-M | T3125320001-000 |

Housings mounting dimensions



H3A housing



H10A, H16A, H32A/HA series housings
H6B, H10B, H16B, H24B, H32B,
H48B/HB series housings

| Shell type | Mounted type | Dimensions (mm) | | | | | | |
|------------|--------------|-----------------|------|-------|------|------|-----|-----|
| | | A | B | C | E | F | G | Ød |
| H3A | Bulkhead | 40 | 28 | 21 | 21 | 30 | - | 3.2 |
| | Surface | 40 | 28 | - | - | 30 | - | 3.2 |
| H10A | Bulkhead | 81 | 29.5 | 57.5 | 24 | 17.5 | 70 | 3.4 |
| | Surface | 80 | 50 | - | - | 40 | 48 | 4.5 |
| H16A | Bulkhead | 96 | 29.5 | 73.7 | 24 | 17.5 | 86 | 3.4 |
| | Surface | 96 | 50 | - | - | 40 | 64 | 4.5 |
| H32A | Bulkhead | 102 | 56 | 74.2 | 48.4 | 42 | 92 | 4.4 |
| | Surface | 106 | 57 | - | - | 46 | 94 | 5.5 |
| H6B | Bulkhead | 80 | 43 | 52.2 | 35 | 32 | 70 | 4.4 |
| | Surface | 82 | 52 | - | - | 40 | 70 | 5.5 |
| H10B | Bulkhead | 93 | 43 | 65.2 | 35 | 32 | 83 | 4.3 |
| | Surface | 94 | 52 | - | - | 40 | 82 | 5.5 |
| H16B | Bulkhead | 113 | 43 | 85.5 | 35 | 32 | 103 | 4.3 |
| | Surface | 117 | 57 | - | - | 45 | 105 | 5.5 |
| H24B | Bulkhead | 140 | 43 | 112.2 | 35 | 32 | 130 | 4.3 |
| | Surface | 144 | 57 | - | - | 45 | 132 | 5.5 |
| H32B | Bulkhead | 124 | 79 | 85.5 | 71 | 65 | 110 | 5.4 |
| | Surface | 124.5 | 81 | - | - | 67 | 112 | 5.4 |
| H48B | Bulkhead | 165 | 90 | 124 | 82 | 70 | 148 | 6.4 |
| | Surface | 132 | 120 | - | - | 106 | 111 | 6.5 |

| Part Number | Page | Part Number | Page | Part Number | Page |
|-------------|------|-------------|------|-------------|------|
| 0-0163083-7 | 111 | 0-1102839-2 | 268 | 0-1103091-1 | 189 |
| 0-0164160-4 | 111 | 0-1102839-2 | 273 | 0-1103092-1 | 195 |
| 0-0164161-4 | 111 | 0-1102839-2 | 295 | 0-1103092-2 | 195 |
| 0-0164161-9 | 111 | 0-1102839-3 | 100 | 0-1103092-3 | 195 |
| 0-0166824-2 | 111 | 0-1102839-3 | 153 | 0-1103092-4 | 195 |
| 0-1102192-1 | 100 | 0-1102839-3 | 268 | 0-1103092-5 | 195 |
| 0-1102192-1 | 153 | 0-1102839-3 | 273 | 0-1103092-8 | 195 |
| 0-1102192-1 | 268 | 0-1102839-3 | 295 | 0-1103092-9 | 195 |
| 0-1102192-1 | 273 | 0-1102839-4 | 100 | 0-1106258-3 | 296 |
| 0-1102192-1 | 295 | 0-1102839-4 | 153 | 0-1106258-4 | 296 |
| 0-1102192-2 | 100 | 0-1102839-4 | 268 | 0-1106259-3 | 296 |
| 0-1102192-2 | 153 | 0-1102839-4 | 295 | 0-1106259-4 | 296 |
| 0-1102192-2 | 268 | 0-1102839-4 | 273 | 0-1106401-2 | 36 |
| 0-1102192-2 | 273 | 0-1102839-5 | 273 | 0-1106401-2 | 59 |
| 0-1102192-2 | 295 | 0-1102839-6 | 273 | 0-1106401-2 | 188 |
| 0-1102792-1 | 99 | 0-1102840-1 | 100 | 0-1106401-3 | 36 |
| 0-1102792-1 | 152 | 0-1102840-1 | 153 | 0-1106401-3 | 59 |
| 0-1102792-1 | 266 | 0-1102840-1 | 268 | 0-1106401-3 | 188 |
| 0-1102792-1 | 293 | 0-1102840-1 | 273 | 0-1106401-4 | 36 |
| 0-1102836-1 | 100 | 0-1102840-1 | 295 | 0-1106401-4 | 59 |
| 0-1102836-1 | 153 | 0-1102840-2 | 100 | 0-1106401-4 | 188 |
| 0-1102836-1 | 268 | 0-1102840-2 | 153 | 0-1106402-2 | 35 |
| 0-1102836-1 | 273 | 0-1102840-2 | 268 | 0-1106402-2 | 58 |
| 0-1102836-1 | 295 | 0-1102840-2 | 273 | 0-1106402-2 | 187 |
| 0-1102836-2 | 100 | 0-1102840-2 | 295 | 0-1106402-3 | 35 |
| 0-1102836-2 | 153 | 0-1102840-3 | 100 | 0-1106402-3 | 58 |
| 0-1102836-2 | 268 | 0-1102840-3 | 153 | 0-1106402-3 | 187 |
| 0-1102836-2 | 273 | 0-1102840-3 | 268 | 0-1106407-1 | 36 |
| 0-1102836-2 | 295 | 0-1102840-3 | 273 | 0-1106407-1 | 59 |
| 0-1102837-1 | 100 | 0-1102840-3 | 295 | 0-1106407-1 | 188 |
| 0-1102837-1 | 153 | 0-1102840-4 | 100 | 0-1106407-2 | 36 |
| 0-1102837-1 | 268 | 0-1102840-4 | 153 | 0-1106407-2 | 59 |
| 0-1102837-1 | 273 | 0-1102840-4 | 268 | 0-1106407-2 | 188 |
| 0-1102837-1 | 295 | 0-1102840-4 | 273 | 0-1106408-1 | 35 |
| 0-1102837-2 | 100 | 0-1102840-4 | 295 | 0-1106408-1 | 58 |
| 0-1102837-2 | 153 | 0-1102855-1 | 111 | 0-1106408-1 | 187 |
| 0-1102837-2 | 268 | 0-1102855-6 | 111 | 0-1106408-2 | 35 |
| 0-1102837-2 | 273 | 0-1102877-1 | 44 | 0-1106408-2 | 58 |
| 0-1102837-2 | 295 | 0-1102877-2 | 44 | 0-1106408-2 | 187 |
| 0-1102838-1 | 100 | 0-1102879-1 | 45 | 0-1106408-3 | 35 |
| 0-1102838-1 | 153 | 0-1102879-2 | 45 | 0-1106408-3 | 58 |
| 0-1102838-1 | 268 | 0-1102942-1 | 123 | 0-1106408-3 | 187 |
| 0-1102838-1 | 273 | 0-1102983-1 | 99 | 0-1106413-3 | 123 |
| 0-1102838-1 | 295 | 0-1102983-1 | 152 | 0-1106415-2 | 123 |
| 0-1102838-2 | 100 | 0-1102983-1 | 266 | 0-1106416-3 | 73 |
| 0-1102838-2 | 153 | 0-1102983-1 | 293 | 0-1106416-3 | 122 |
| 0-1102838-2 | 268 | 0-1103072-1 | 194 | 0-1106416-4 | 73 |
| 0-1102838-2 | 273 | 0-1103072-2 | 194 | 0-1106416-4 | 122 |
| 0-1102838-2 | 295 | 0-1103073-3 | 193 | 0-1106424-1 | 123 |
| 0-1102839-1 | 100 | 0-1103073-4 | 193 | 0-1106424-2 | 123 |
| 0-1102839-1 | 153 | 0-1103074-1 | 196 | 0-1106425-1 | 73 |
| 0-1102839-1 | 268 | 0-1103074-2 | 196 | 0-1106425-1 | 122 |
| 0-1102839-1 | 273 | 0-1103074-3 | 196 | 0-1106425-2 | 73 |
| 0-1102839-1 | 295 | 0-1103074-4 | 196 | 0-1106425-2 | 122 |
| 0-1102839-2 | 100 | 0-1103074-5 | 196 | 0-1106425-3 | 73 |
| 0-1102839-2 | 153 | 0-1103074-6 | 196 | 0-1106425-3 | 122 |

| Part Number | Page | Part Number | Page | Part Number | Page |
|-------------|------|-------------|------|-------------|------|
| 0-1106425-4 | 73 | 0-1106446-3 | 176 | 0-1106473-4 | 152 |
| 0-1106425-4 | 122 | 0-1106446-3 | 256 | 0-1106473-4 | 266 |
| 0-1106425-6 | 73 | 0-1106446-4 | 89 | 0-1106473-4 | 293 |
| 0-1106425-6 | 122 | 0-1106446-4 | 141 | 0-1106474-1 | 99 |
| 0-1106426-2 | 81 | 0-1106446-4 | 176 | 0-1106474-1 | 152 |
| 0-1106426-2 | 132 | 0-1106446-4 | 256 | 0-1106474-1 | 266 |
| 0-1106426-2 | 243 | 0-1106453-1 | 90 | 0-1106474-1 | 293 |
| 0-1106426-2 | 267 | 0-1106453-1 | 142 | 0-1106474-2 | 99 |
| 0-1106426-2 | 274 | 0-1106453-1 | 177 | 0-1106474-2 | 152 |
| 0-1106427-3 | 80 | 0-1106453-1 | 257 | 0-1106474-2 | 266 |
| 0-1106427-3 | 131 | 0-1106454-1 | 89 | 0-1106474-2 | 293 |
| 0-1106427-3 | 242 | 0-1106454-1 | 141 | 0-1106479-1 | 47 |
| 0-1106427-4 | 80 | 0-1106454-1 | 176 | 0-1106480-1 | 47 |
| 0-1106427-4 | 131 | 0-1106454-1 | 256 | 0-1106480-2 | 47 |
| 0-1106427-4 | 242 | 0-1106454-2 | 89 | 0-1108533-1 | 98 |
| 0-1106427-4 | 274 | 0-1106454-2 | 141 | 0-1108533-1 | 151 |
| 0-1106435-1 | 81 | 0-1106454-2 | 176 | 0-1108533-1 | 294 |
| 0-1106435-1 | 132 | 0-1106454-2 | 256 | 0-1108534-1 | 89 |
| 0-1106435-1 | 243 | 0-1106460-2 | 98 | 0-1108534-1 | 141 |
| 0-1106435-1 | 267 | 0-1106460-2 | 151 | 0-1108534-1 | 176 |
| 0-1106436-1 | 80 | 0-1106460-2 | 294 | 0-1108534-1 | 256 |
| 0-1106436-1 | 131 | 0-1106461-3 | 99 | 0-1108719-1 | 73 |
| 0-1106436-1 | 242 | 0-1106461-3 | 152 | 0-1108719-1 | 122 |
| 0-1106436-2 | 80 | 0-1106461-3 | 266 | 0-1108794-2 | 196 |
| 0-1106436-2 | 131 | 0-1106461-3 | 293 | 0-1108795-1 | 194 |
| 0-1106436-2 | 242 | 0-1106461-4 | 99 | 0-1108795-2 | 194 |
| 0-1106436-3 | 80 | 0-1106461-4 | 152 | 0-1108795-3 | 194 |
| 0-1106436-3 | 131 | 0-1106461-4 | 266 | 0-1108795-4 | 194 |
| 0-1106436-3 | 242 | 0-1106461-4 | 293 | 0-1108808-1 | 189 |
| 0-1106436-4 | 80 | 0-1106461-8 | 99 | 0-1108818-1 | 196 |
| 0-1106436-4 | 131 | 0-1106461-8 | 152 | 0-1110661-3 | 296 |
| 0-1106436-4 | 242 | 0-1106461-8 | 266 | 0-1110661-4 | 296 |
| 0-1106436-5 | 80 | 0-1106461-8 | 293 | 0-1110684-3 | 296 |
| 0-1106436-5 | 131 | 0-1106462-2 | 99 | 0-1110684-4 | 296 |
| 0-1106436-5 | 242 | 0-1106462-2 | 152 | 0-1110950-2 | 272 |
| 0-1106436-6 | 80 | 0-1106462-2 | 266 | 0-1110950-4 | 272 |
| 0-1106436-6 | 131 | 0-1106462-2 | 293 | 0-1110951-2 | 272 |
| 0-1106436-6 | 242 | 0-1106472-1 | 98 | 0-1110951-4 | 272 |
| 0-1106443-1 | 90 | 0-1106472-1 | 151 | 0-1110953-5 | 275 |
| 0-1106443-1 | 142 | 0-1106472-1 | 294 | 0-1110953-6 | 275 |
| 0-1106443-1 | 177 | 0-1106472-2 | 98 | 0-1110953-7 | 275 |
| 0-1106443-1 | 257 | 0-1106472-2 | 151 | 0-1110953-8 | 275 |
| 0-1106444-1 | 89 | 0-1106472-2 | 294 | 0-1110953-9 | 275 |
| 0-1106444-1 | 141 | 0-1106473-1 | 99 | 0-1110955-1 | 272 |
| 0-1106444-1 | 176 | 0-1106473-1 | 152 | 0-1110955-2 | 272 |
| 0-1106444-1 | 256 | 0-1106473-1 | 266 | 0-1110955-3 | 272 |
| 0-1106444-2 | 89 | 0-1106473-1 | 293 | 0-1110955-4 | 272 |
| 0-1106444-2 | 141 | 0-1106473-2 | 99 | 0-1110956-1 | 275 |
| 0-1106444-2 | 176 | 0-1106473-2 | 152 | 0-1110956-2 | 275 |
| 0-1106444-2 | 256 | 0-1106473-2 | 266 | 0-1110956-3 | 275 |
| 0-1106445-2 | 90 | 0-1106473-2 | 293 | 0-1110956-4 | 275 |
| 0-1106445-2 | 142 | 0-1106473-3 | 99 | 0-1110956-5 | 275 |
| 0-1106445-2 | 177 | 0-1106473-3 | 152 | 0-1110956-6 | 275 |
| 0-1106445-2 | 257 | 0-1106473-3 | 266 | 0-1110956-7 | 275 |
| 0-1106446-3 | 89 | 0-1106473-3 | 293 | 0-1110960-1 | 272 |
| 0-1106446-3 | 141 | 0-1106473-4 | 99 | 0-1110960-2 | 272 |

| Part Number | Page | Part Number | Page | Part Number | Page |
|-------------|------|-------------|------|-------------|------|
| 0-1110984-4 | 196 | 1-1102617-5 | 257 | 1-1102655-5 | 141 |
| 1-0163087-1 | 111 | 1-1102618-5 | 89 | 1-1102655-5 | 176 |
| 1-1102002-7 | 47 | 1-1102618-5 | 141 | 1-1102655-5 | 256 |
| 1-1102005-7 | 47 | 1-1102618-5 | 176 | 1-1102656-5 | 89 |
| 1-1102008-7 | 47 | 1-1102618-5 | 256 | 1-1102656-5 | 141 |
| 1-1102009-2 | 47 | 1-1102622-5 | 99 | 1-1102656-5 | 176 |
| 1-1102011-2 | 47 | 1-1102622-5 | 152 | 1-1102656-5 | 256 |
| 1-1102013-2 | 47 | 1-1102622-5 | 266 | 1-1102658-5 | 99 |
| 1-1102015-2 | 47 | 1-1102622-5 | 293 | 1-1102658-5 | 152 |
| 1-1102017-2 | 47 | 1-1102623-5 | 99 | 1-1102658-5 | 266 |
| 1-1102027-7 | 47 | 1-1102623-5 | 152 | 1-1102658-5 | 293 |
| 1-1102030-7 | 47 | 1-1102623-5 | 266 | 1-1102660-5 | 99 |
| 1-1102033-7 | 47 | 1-1102623-5 | 293 | 1-1102660-5 | 152 |
| 1-1102172-7 | 44 | 1-1102624-5 | 98 | 1-1102660-5 | 266 |
| 1-1102175-7 | 44 | 1-1102624-5 | 151 | 1-1102660-5 | 293 |
| 1-1102176-2 | 44 | 1-1102624-5 | 294 | 1-1102662-5 | 99 |
| 1-1102177-2 | 44 | 1-1102625-5 | 98 | 1-1102662-5 | 152 |
| 1-1102179-2 | 45 | 1-1102625-5 | 151 | 1-1102662-5 | 266 |
| 1-1102181-2 | 45 | 1-1102625-5 | 294 | 1-1102662-5 | 293 |
| 1-1102183-2 | 45 | 1-1102626-5 | 98 | 1-1102664-5 | 99 |
| 1-1102185-2 | 45 | 1-1102626-5 | 151 | 1-1102664-5 | 152 |
| 1-1102600-5 | 35 | 1-1102626-5 | 294 | 1-1102664-5 | 266 |
| 1-1102600-5 | 58 | 1-1102631-5 | 73 | 1-1102664-5 | 293 |
| 1-1102600-5 | 187 | 1-1102631-5 | 122 | 1-1102665-5 | 98 |
| 1-1102601-5 | 36 | 1-1102635-5 | 73 | 1-1102665-5 | 151 |
| 1-1102601-5 | 59 | 1-1102635-5 | 122 | 1-1102665-5 | 294 |
| 1-1102601-5 | 188 | 1-1102638-5 | 73 | 1-1103092-0 | 195 |
| 1-1102602-5 | 35 | 1-1102638-5 | 122 | 1-1103092-1 | 195 |
| 1-1102602-5 | 58 | 1-1102640-5 | 80 | 1-1103092-2 | 195 |
| 1-1102602-5 | 187 | 1-1102640-5 | 131 | 1-1103416-1 | 43 |
| 1-1102603-5 | 35 | 1-1102640-5 | 242 | 1-1103416-1 | 43 |
| 1-1102603-5 | 58 | 1-1102642-5 | 80 | 1-1103416-7 | 43 |
| 1-1102603-5 | 187 | 1-1102642-5 | 131 | 1-1103416-8 | 43 |
| 1-1102604-5 | 123 | 1-1102642-5 | 242 | 1-1103416-9 | 46 |
| 1-1102605-5 | 123 | 1-1102644-5 | 80 | 1-1103416-7 | 43 |
| 1-1102606-5 | 73 | 1-1102644-5 | 131 | 1-1103416-8 | 43 |
| 1-1102606-5 | 122 | 1-1102644-5 | 242 | 1-1103417-1 | 43 |
| 1-1102610-5 | 81 | 1-1102646-5 | 80 | 1-1103417-1 | 46 |
| 1-1102610-5 | 132 | 1-1102646-5 | 131 | 1-1103417-7 | 43 |
| 1-1102610-5 | 243 | 1-1102646-5 | 242 | 1-1103417-7 | 46 |
| 1-1102610-5 | 267 | 1-1102647-5 | 80 | 1-1103417-8 | 43 |
| 1-1102611-5 | 81 | 1-1102647-5 | 131 | 1-1103417-8 | 46 |
| 1-1102611-5 | 132 | 1-1102647-5 | 242 | 1-1103417-9 | 46 |
| 1-1102611-5 | 243 | 1-1102649-5 | 89 | 1-1105000-2 | 111 |
| 1-1102611-5 | 267 | 1-1102649-5 | 141 | 1-1105000-3 | 111 |
| 1-1102612-5 | 81 | 1-1102649-5 | 176 | 1-1105001-2 | 111 |
| 1-1102612-5 | 132 | 1-1102649-5 | 256 | 1-1105001-3 | 111 |
| 1-1102612-5 | 243 | 1-1102651-5 | 89 | 1-1105653-8 | 275 |
| 1-1102612-5 | 267 | 1-1102651-5 | 141 | 1-1105851-8 | 48 |
| 1-1102616-5 | 90 | 1-1102651-5 | 176 | 1-1105851-8 | 49 |
| 1-1102616-5 | 142 | 1-1102651-5 | 256 | 1-1105851-8 | 110 |
| 1-1102616-5 | 177 | 1-1102653-5 | 89 | 1-1105851-8 | 165 |
| 1-1102616-5 | 257 | 1-1102653-5 | 141 | 1-1105851-8 | 190 |
| 1-1102617-5 | 90 | 1-1102653-5 | 176 | 1-1105851-8 | 191 |
| 1-1102617-5 | 142 | 1-1102653-5 | 256 | 1-1105851-8 | 302 |
| 1-1102617-5 | 177 | 1-1102655-5 | 89 | 1-1106427-0 | 80 |

| Part Number | Page | Part Number | Page | Part Number | Page |
|-------------|------|-------------|------|-------------|------|
| 1-1106427-0 | 131 | 2-1102633-5 | 122 | 2-1103033-3 | 107 |
| 1-1106427-0 | 242 | 2-1102635-5 | 73 | 2-1103414-3 | 37 |
| 1-1110953-1 | 275 | 2-1102635-5 | 122 | 2-1103415-3 | 37 |
| 1-1579007-8 | 192 | 2-1102637-5 | 73 | 2-1103416-3 | 43 |
| 2-1102600-5 | 35 | 2-1102637-5 | 122 | 2-1103416-3 | 46 |
| 2-1102600-5 | 58 | 2-1102638-5 | 73 | 2-1103416-7 | 43 |
| 2-1102600-5 | 187 | 2-1102638-5 | 122 | 2-1103416-7 | 46 |
| 2-1102601-5 | 36 | 2-1102642-5 | 80 | 2-1103416-8 | 43 |
| 2-1102601-5 | 59 | 2-1102642-5 | 131 | 2-1103416-8 | 46 |
| 2-1102601-5 | 188 | 2-1102642-5 | 242 | 2-1103416-9 | 46 |
| 2-1102602-5 | 35 | 2-1102644-5 | 80 | 2-1103417-3 | 43 |
| 2-1102602-5 | 58 | 2-1102644-5 | 131 | 2-1103417-3 | 46 |
| 2-1102602-5 | 187 | 2-1102644-5 | 242 | 2-1103417-7 | 43 |
| 2-1102603-5 | 35 | 2-1102647-5 | 80 | 2-1103417-7 | 46 |
| 2-1102603-5 | 58 | 2-1102647-5 | 131 | 2-1103417-8 | 43 |
| 2-1102603-5 | 187 | 2-1102647-5 | 242 | 2-1103417-8 | 46 |
| 2-1102604-5 | 123 | 2-1102651-5 | 89 | 2-1103417-9 | 46 |
| 2-1102605-5 | 123 | 2-1102651-5 | 141 | 2-1105000-3 | 111 |
| 2-1102606-5 | 73 | 2-1102651-5 | 176 | 2-1105001-3 | 111 |
| 2-1102606-5 | 122 | 2-1102651-5 | 256 | 2-1105653-8 | 275 |
| 2-1102611-5 | 81 | 2-1102655-5 | 89 | 3-1105000-2 | 111 |
| 2-1102611-5 | 132 | 2-1102655-5 | 141 | 3-1105001-2 | 111 |
| 2-1102611-5 | 243 | 2-1102655-5 | 176 | 3-1105653-8 | 275 |
| 2-1102611-5 | 267 | 2-1102655-5 | 256 | 3-1106200-5 | 36 |
| 2-1102612-5 | 81 | 2-1102656-5 | 89 | 3-1106200-5 | 59 |
| 2-1102612-5 | 132 | 2-1102656-5 | 141 | 3-1106200-5 | 188 |
| 2-1102612-5 | 243 | 2-1102656-5 | 176 | 3-1106201-5 | 123 |
| 2-1102612-5 | 267 | 2-1102656-5 | 256 | 3-1106201-5 | 296 |
| 2-1102617-5 | 90 | 2-1102660-5 | 99 | 3-1106202-5 | 81 |
| 2-1102617-5 | 142 | 2-1102660-5 | 152 | 3-1106202-5 | 132 |
| 2-1102617-5 | 177 | 2-1102660-5 | 266 | 3-1106202-5 | 243 |
| 2-1102617-5 | 257 | 2-1102660-5 | 293 | 3-1106202-5 | 267 |
| 2-1102618-5 | 89 | 2-1102664-5 | 99 | 3-1106202-5 | 296 |
| 2-1102618-5 | 141 | 2-1102664-5 | 152 | 3-1106203-5 | 90 |
| 2-1102618-5 | 176 | 2-1102664-5 | 266 | 3-1106203-5 | 142 |
| 2-1102618-5 | 256 | 2-1102664-5 | 293 | 3-1106203-5 | 177 |
| 2-1102622-5 | 99 | 2-1102665-5 | 98 | 3-1106203-5 | 257 |
| 2-1102622-5 | 152 | 2-1102665-5 | 151 | 3-1106203-5 | 296 |
| 2-1102622-5 | 266 | 2-1102665-5 | 294 | 3-1106204-5 | 98 |
| 2-1102622-5 | 293 | 2-1103004-3 | 61 | 3-1106204-5 | 151 |
| 2-1102623-5 | 99 | 2-1103005-3 | 61 | 3-1106204-5 | 294 |
| 2-1102623-5 | 152 | 2-1103006-3 | 70 | 3-1106204-5 | 296 |
| 2-1102623-5 | 266 | 2-1103007-3 | 70 | 4-1102700-5 | 35 |
| 2-1102623-5 | 293 | 2-1103008-3 | 75 | 4-1102700-5 | 58 |
| 2-1102625-5 | 98 | 2-1103009-3 | 75 | 4-1102700-5 | 187 |
| 2-1102625-5 | 151 | 2-1103010-3 | 64 | 4-1102701-5 | 36 |
| 2-1102625-5 | 294 | 2-1103010-3 | 67 | 4-1102701-5 | 59 |
| 2-1102626-5 | 98 | 2-1103011-3 | 64 | 4-1102701-5 | 188 |
| 2-1102626-5 | 151 | 2-1103011-3 | 67 | 4-1102702-5 | 35 |
| 2-1102626-5 | 294 | 2-1103012-3 | 83 | 4-1102702-5 | 58 |
| 2-1102628-5 | 98 | 2-1103012-3 | 102 | 4-1102702-5 | 187 |
| 2-1102628-5 | 151 | 2-1103013-3 | 83 | 4-1102703-5 | 35 |
| 2-1102628-5 | 294 | 2-1103013-3 | 102 | 4-1102703-5 | 58 |
| 2-1102631-5 | 73 | 2-1103032-3 | 92 | 4-1102703-5 | 187 |
| 2-1102631-5 | 122 | 2-1103032-3 | 107 | 4-1102704-5 | 73 |
| 2-1102633-5 | 73 | 2-1103033-3 | 92 | 4-1102704-5 | 122 |

| Part Number | Page | Part Number | Page | Part Number | Page |
|-------------|------|-------------|------|-------------|------|
| 4-1102706-5 | 73 | 4-1102732-5 | 99 | 5-1102616-5 | 142 |
| 4-1102706-5 | 122 | 4-1102732-5 | 152 | 5-1102616-5 | 177 |
| 4-1102707-5 | 73 | 4-1102732-5 | 266 | 5-1102616-5 | 257 |
| 4-1102707-5 | 122 | 4-1102732-5 | 293 | 5-1102624-5 | 98 |
| 4-1102710-5 | 73 | 4-1102733-5 | 99 | 5-1102624-5 | 151 |
| 4-1102710-5 | 122 | 4-1102733-5 | 152 | 5-1102624-5 | 294 |
| 4-1102712-5 | 73 | 4-1102733-5 | 266 | 5-1102708-5 | 123 |
| 4-1102712-5 | 122 | 4-1102733-5 | 293 | 5-1102709-5 | 123 |
| 4-1102714-5 | 80 | 4-1102734-5 | 98 | 5-1102716-5 | 81 |
| 4-1102714-5 | 131 | 4-1102734-5 | 151 | 5-1102716-5 | 132 |
| 4-1102714-5 | 242 | 4-1102734-5 | 294 | 5-1102716-5 | 243 |
| 4-1102715-5 | 80 | 4-1102735-5 | 98 | 5-1102716-5 | 267 |
| 4-1102715-5 | 131 | 4-1102735-5 | 151 | 5-1105653-8 | 275 |
| 4-1102715-5 | 242 | 4-1102735-5 | 294 | 6-1105653-8 | 275 |
| 4-1102715-5 | 274 | 4-1102736-5 | 98 | 7-1103414-1 | 37 |
| 4-1102716-5 | 274 | 4-1102736-5 | 151 | 7-1103415-1 | 37 |
| 4-1102717-5 | 81 | 4-1102736-5 | 294 | 7-1103416-1 | 39 |
| 4-1102717-5 | 132 | 4-1102755-5 | 99 | 7-1103416-1 | 41 |
| 4-1102717-5 | 243 | 4-1102755-5 | 152 | 7-1103416-1 | 43 |
| 4-1102717-5 | 267 | 4-1102755-5 | 266 | 7-1103416-1 | 43 |
| 4-1102718-5 | 80 | 4-1102755-5 | 293 | 7-1103416-7 | 43 |
| 4-1102718-5 | 131 | 4-1102759-5 | 99 | 7-1103416-8 | 43 |
| 4-1102718-5 | 242 | 4-1102759-5 | 152 | 7-1103416-9 | 46 |
| 4-1102718-5 | 274 | 4-1102759-5 | 266 | 7-1103416-7 | 41 |
| 4-1102720-5 | 81 | 4-1102759-5 | 293 | 7-1103416-7 | 43 |
| 4-1102720-5 | 132 | 4-1102760-5 | 98 | 7-1103416-8 | 43 |
| 4-1102720-5 | 243 | 4-1102760-5 | 151 | 7-1103417-1 | 39 |
| 4-1102720-5 | 267 | 4-1102760-5 | 294 | 7-1103417-1 | 41 |
| 4-1102722-5 | 89 | 4-1105000-3 | 111 | 7-1103417-1 | 43 |
| 4-1102722-5 | 141 | 4-1105001-3 | 111 | 7-1103417-1 | 46 |
| 4-1102722-5 | 176 | 4-1105653-8 | 275 | 7-1103417-7 | 41 |
| 4-1102722-5 | 256 | 4-1106200-5 | 36 | 7-1103417-7 | 43 |
| 4-1102723-5 | 89 | 4-1106200-5 | 59 | 7-1103417-7 | 46 |
| 4-1102723-5 | 141 | 4-1106200-5 | 188 | 7-1103417-8 | 43 |
| 4-1102723-5 | 176 | 4-1106201-5 | 123 | 7-1103417-8 | 46 |
| 4-1102723-5 | 256 | 4-1106201-5 | 123 | 7-1103417-9 | 46 |
| 4-1102725-5 | 89 | 4-1106201-5 | 296 | 7-1105653-8 | 275 |
| 4-1102725-5 | 141 | 4-1106202-5 | 81 | 8-1105653-8 | 275 |
| 4-1102725-5 | 176 | 4-1106202-5 | 132 | 539635-1 | 111 |
| 4-1102725-5 | 256 | 4-1106202-5 | 243 | 539742-2 | 111 |
| 4-1102726-5 | 90 | 4-1106202-5 | 267 | 929962-1 | 192 |
| 4-1102726-5 | 142 | 4-1106202-5 | 296 | 929963-1 | 192 |
| 4-1102726-5 | 177 | 4-1106203-5 | 90 | 929964-1 | 192 |
| 4-1102726-5 | 257 | 4-1106203-5 | 142 | 929965-1 | 192 |
| 4-1102727-5 | 90 | 4-1106203-5 | 177 | 929969-1 | 192 |
| 4-1102727-5 | 142 | 4-1106203-5 | 257 | 929970-1 | 192 |
| 4-1102727-5 | 177 | 4-1106203-5 | 296 | 929971-1 | 192 |
| 4-1102727-5 | 257 | 4-1106204-5 | 98 | 929972-1 | 192 |
| 4-1102728-5 | 89 | 4-1106204-5 | 151 | 962966-1 | 192 |
| 4-1102728-5 | 141 | 4-1106204-5 | 294 | 962967-1 | 192 |
| 4-1102728-5 | 176 | 4-1106204-5 | 296 | 962968-1 | 192 |
| 4-1102728-5 | 256 | 5-1102610-5 | 81 | 962969-1 | 192 |
| 4-1102730-5 | 89 | 5-1102610-5 | 132 | 962976-1 | 192 |
| 4-1102730-5 | 141 | 5-1102610-5 | 243 | 962977-1 | 192 |
| 4-1102730-5 | 176 | 5-1102610-5 | 267 | 962978-1 | 192 |
| 4-1102730-5 | 256 | 5-1102616-5 | 90 | 962979-1 | 192 |

| Part Number | Page | Part Number | Page | Part Number | Page |
|-----------------|------|-----------------|------|-----------------|------|
| 1481004-7 | 192 | T1010101500-000 | 240 | T1210160125-000 | 252 |
| 1579000-7 | 192 | T1010102100-000 | 76 | T1210160121-000 | 85 |
| T0926003000-000 | 310 | T1010102100-000 | 127 | T1210160121-000 | 137 |
| T0931000423-000 | 307 | T1010102100-000 | 238 | T1210160121-000 | 172 |
| T0931000425-000 | 307 | T1010161400-000 | 85 | T1210160121-000 | 252 |
| T0931006524-000 | 307 | T1010161400-000 | 137 | T1210160132-000 | 85 |
| T0931006527-000 | 307 | T1010161400-000 | 172 | T1210160132-000 | 137 |
| T0931100423-000 | 307 | T1010161400-000 | 252 | T1210160132-000 | 172 |
| T0931100425-000 | 307 | T1010161500-000 | 87 | T1210160132-000 | 252 |
| T0931100425-000 | 307 | T1010161500-000 | 139 | T1210240116-000 | 94 |
| T0931106524-000 | 307 | T1010161500-000 | 174 | T1210240116-000 | 147 |
| T0931106527-000 | 307 | T1010161500-000 | 254 | T1210240116-000 | 262 |
| T0931106527-000 | 307 | T1010162100-000 | 85 | T1210240121-000 | 94 |
| T0932000423-000 | 307 | T1010162100-000 | 137 | T1210240121-000 | 147 |
| T0932006524-000 | 307 | T1010162100-000 | 172 | T1210240121-000 | 262 |
| T0932406003-000 | 310 | T1010162100-000 | 252 | T1210240125-000 | 94 |
| T0910004109-000 | 318 | T1010241400-000 | 94 | T1210240125-000 | 147 |
| T0910004111-000 | 318 | T1010241400-000 | 147 | T1210240125-000 | 262 |
| T0910004113-000 | 318 | T1010241400-000 | 262 | T1210240132-000 | 94 |
| T0910004116-000 | 318 | T1010241500-000 | 96 | T1210240132-000 | 147 |
| T0910004121-000 | 318 | T1010241500-000 | 149 | T1210240132-000 | 262 |
| T0910004129-000 | 318 | T1010241500-000 | 264 | T1210320129-000 | 104 |
| T0910004136-000 | 318 | T1010242100-000 | 94 | T1210320129-000 | 158 |
| T0910004142-000 | 318 | T1010242100-000 | 147 | T1210320129-000 | 179 |
| T0910004148-000 | 318 | T1010242100-000 | 262 | T1210320132-000 | 104 |
| T1000321220-000 | 104 | T1019101101-000 | 38 | T1210320132-000 | 158 |
| T1000321220-000 | 158 | T1019101101-000 | 62 | T1210320132-000 | 179 |
| T1000321220-000 | 179 | T1019101201-000 | 38 | T1210320136-000 | 104 |
| T1010031100-000 | 33 | T1019101201-000 | 62 | T1210320136-000 | 158 |
| T1010031100-000 | 34 | T1019161101-000 | 65 | T1210320136-000 | 179 |
| T1010031100-000 | 56 | T1019161201-000 | 40 | T1210320140-000 | 104 |
| T1010031100-000 | 57 | T1019161101-000 | 40 | T1210320140-000 | 158 |
| T1010031100-000 | 185 | T1019161201-000 | 65 | T1210320140-000 | 179 |
| T1010031100-000 | 186 | T1210100116-000 | 76 | T1220100116-000 | 76 |
| T1010032100-000 | 34 | T1210100116-000 | 127 | T1220100116-000 | 127 |
| T1010032100-000 | 57 | T1210100116-000 | 238 | T1220100116-000 | 238 |
| T1010032100-000 | 186 | T1210100120-000 | 76 | T1220100120-000 | 76 |
| T1010032200-000 | 34 | T1210100120-000 | 127 | T1220100120-000 | 127 |
| T1010032200-000 | 57 | T1210100120-000 | 238 | T1220100120-000 | 238 |
| T1010032200-000 | 186 | T1210100121-000 | 76 | T1220100121-000 | 76 |
| T1010032300-000 | 34 | T1210100121-000 | 127 | T1220100121-000 | 127 |
| T1010032300-000 | 57 | T1210100121-000 | 238 | T1220100121-000 | 238 |
| T1010032300-000 | 186 | T1210100125-000 | 76 | T1220100125-000 | 76 |
| T1010033100-000 | 33 | T1210100125-000 | 127 | T1220100125-000 | 127 |
| T1010033100-000 | 56 | T1210100125-000 | 238 | T1220100125-000 | 238 |
| T1010033100-000 | 185 | T1210160116-000 | 85 | T1220160116-000 | 85 |
| T1010033200-000 | 34 | T1210160116-000 | 137 | T1220160116-000 | 137 |
| T1010033200-000 | 57 | T1210160116-000 | 172 | T1220160116-000 | 172 |
| T1010033200-000 | 186 | T1210160116-000 | 252 | T1220160116-000 | 252 |
| T1010061400-000 | 71 | T1210160120-000 | 85 | T1220160121-000 | 85 |
| T1010061400-000 | 120 | T1210160125-000 | 85 | T1220160121-000 | 137 |
| T1010101400-000 | 76 | T1210160120-000 | 137 | T1220160121-000 | 172 |
| T1010101400-000 | 127 | T1210160125-000 | 137 | T1220160121-000 | 252 |
| T1010101400-000 | 238 | T1210160120-000 | 172 | T1220160125-000 | 85 |
| T1010101500-000 | 78 | T1210160125-000 | 172 | T1220160125-000 | 137 |
| T1010101500-000 | 129 | T1210160120-000 | 252 | T1220160125-000 | 172 |

| Part Number | Page | Part Number | Page | Part Number | Page |
|-----------------|------|-----------------|------|-----------------|------|
| T1220160125-000 | 252 | T1230100129-000 | 238 | T1240102116-000 | 280 |
| T1220160132-000 | 85 | T1230100132-000 | 76 | T1240102120-000 | 280 |
| T1220160132-000 | 137 | T1230100132-000 | 127 | T1240160121-000 | 85 |
| T1220160132-000 | 172 | T1230100132-000 | 238 | T1240160121-000 | 137 |
| T1220160132-000 | 252 | T1230102116-000 | 280 | T1240160121-000 | 172 |
| T1220240116-000 | 94 | T1230102120-000 | 280 | T1240160121-000 | 252 |
| T1220240116-000 | 147 | T1230160121-000 | 85 | T1240160125-000 | 85 |
| T1220240116-000 | 262 | T1230160121-000 | 137 | T1240160125-000 | 137 |
| T1220240121-000 | 94 | T1230160121-000 | 172 | T1240160125-000 | 172 |
| T1220240121-000 | 147 | T1230160121-000 | 252 | T1240160125-000 | 252 |
| T1220240121-000 | 262 | T1230160129-000 | 85 | T1240160129-000 | 85 |
| T1220240125-000 | 94 | T1230160129-000 | 137 | T1240160129-000 | 137 |
| T1220240125-000 | 147 | T1230160129-000 | 172 | T1240160129-000 | 172 |
| T1220240125-000 | 262 | T1230160129-000 | 252 | T1240160129-000 | 252 |
| T1220240132-000 | 94 | T1230160132-000 | 85 | T1240160132-000 | 85 |
| T1220240132-000 | 147 | T1230160132-000 | 137 | T1240160132-000 | 137 |
| T1220240132-000 | 262 | T1230160132-000 | 172 | T1240160132-000 | 172 |
| T1220320121-000 | 104 | T1230160132-000 | 252 | T1240160132-000 | 252 |
| T1220320121-000 | 158 | T1230160140-000 | 85 | T1240160140-000 | 85 |
| T1220320121-000 | 179 | T1230160140-000 | 137 | T1240160140-000 | 137 |
| T1220320125-000 | 104 | T1230160140-000 | 172 | T1240160140-000 | 172 |
| T1220320125-000 | 158 | T1230160140-000 | 252 | T1240160140-000 | 252 |
| T1220320125-000 | 179 | T1230162121-000 | 280 | T1240162121-000 | 280 |
| T1220320129-000 | 104 | T1230162125-000 | 280 | T1240162125-000 | 280 |
| T1220320129-000 | 158 | T1230240121-000 | 94 | T1240240121-000 | 94 |
| T1220320129-000 | 179 | T1230240121-000 | 147 | T1240240121-000 | 147 |
| T1220320132-000 | 104 | T1230240121-000 | 262 | T1240240121-000 | 262 |
| T1220320132-000 | 158 | T1230240125-000 | 94 | T1240240125-000 | 94 |
| T1220320132-000 | 179 | T1230240125-000 | 147 | T1240240125-000 | 147 |
| T1220320136-000 | 104 | T1230240125-000 | 262 | T1240240125-000 | 262 |
| T1220320136-000 | 158 | T1230240129-000 | 94 | T1240240129-000 | 94 |
| T1220320136-000 | 179 | T1230240129-000 | 147 | T1240240129-000 | 147 |
| T1220320140-000 | 104 | T1230240129-000 | 262 | T1240240129-000 | 262 |
| T1220320140-000 | 158 | T1230240132-000 | 94 | T1240240132-000 | 94 |
| T1220320140-000 | 179 | T1230240132-000 | 147 | T1240240132-000 | 147 |
| T1220320142-000 | 104 | T1230240132-000 | 262 | T1240240132-000 | 262 |
| T1220320142-000 | 158 | T1230240140-000 | 94 | T1240240140-000 | 94 |
| T1220320142-000 | 179 | T1230240140-000 | 147 | T1240240140-000 | 147 |
| T1220320150-000 | 104 | T1230240140-000 | 262 | T1240240140-000 | 262 |
| T1220320150-000 | 158 | T1230242121-000 | 280 | T1240242121-000 | 280 |
| T1220320150-000 | 179 | T1230242125-000 | 280 | T1240242125-000 | 280 |
| T1230060125-000 | 85 | T1240100120-000 | 76 | T1250103116-000 | 77 |
| T1230060125-000 | 137 | T1240100120-000 | 127 | T1250103116-000 | 128 |
| T1230060125-000 | 172 | T1240100120-000 | 238 | T1250103116-000 | 239 |
| T1230060125-000 | 252 | T1240100121-000 | 76 | T1250103120-000 | 77 |
| T1230100120-000 | 76 | T1240100121-000 | 127 | T1250103120-000 | 128 |
| T1230100120-000 | 127 | T1240100121-000 | 238 | T1250103120-000 | 239 |
| T1230100120-000 | 238 | T1240100125-000 | 76 | T1250103121-000 | 77 |
| T1230100121-000 | 76 | T1240100125-000 | 127 | T1250103121-000 | 128 |
| T1230100121-000 | 127 | T1240100125-000 | 238 | T1250103121-000 | 239 |
| T1230100121-000 | 238 | T1240100129-000 | 76 | T1250103125-000 | 77 |
| T1230100125-000 | 76 | T1240100129-000 | 127 | T1250103125-000 | 128 |
| T1230100125-000 | 127 | T1240100129-000 | 238 | T1250103125-000 | 239 |
| T1230100125-000 | 238 | T1240100132-000 | 76 | T1250163116-000 | 86 |
| T1230100129-000 | 76 | T1240100132-000 | 127 | T1250163116-000 | 138 |
| T1230100129-000 | 127 | T1240100132-000 | 238 | T1250163116-000 | 173 |

| Part Number | Page | Part Number | Page | Part Number | Page |
|-----------------|------|-----------------|------|-----------------|------|
| T1250163116-000 | 253 | T1260243120-000 | 95 | T1280103129-000 | 128 |
| T1250163120-000 | 86 | T1260243120-000 | 148 | T1280103129-000 | 239 |
| T1250163120-000 | 138 | T1260243120-000 | 263 | T1280103132-000 | 77 |
| T1250163120-000 | 173 | T1260243121-000 | 95 | T1280103132-000 | 128 |
| T1250163120-000 | 253 | T1260243121-000 | 148 | T1280103132-000 | 239 |
| T1250163121-000 | 86 | T1260243121-000 | 263 | T1280163121-000 | 86 |
| T1250163121-000 | 138 | T1260243125-000 | 95 | T1280163121-000 | 138 |
| T1250163121-000 | 173 | T1260243125-000 | 148 | T1280163121-000 | 173 |
| T1250163121-000 | 253 | T1260243125-000 | 263 | T1280163121-000 | 253 |
| T1250163125-000 | 86 | T1270103121-000 | 77 | T1280163125-000 | 86 |
| T1250163125-000 | 138 | T1270103121-000 | 128 | T1280163125-000 | 138 |
| T1250163125-000 | 173 | T1270103121-000 | 239 | T1280163125-000 | 173 |
| T1250163125-000 | 253 | T1270103125-000 | 77 | T1280163125-000 | 253 |
| T1250243116-000 | 95 | T1270103125-000 | 128 | T1280163129-000 | 86 |
| T1250243116-000 | 148 | T1270103125-000 | 239 | T1280163129-000 | 138 |
| T1250243116-000 | 263 | T1270103129-000 | 77 | T1280163129-000 | 173 |
| T1250243120-000 | 95 | T1270103129-000 | 128 | T1280163129-000 | 253 |
| T1250243120-000 | 148 | T1270103129-000 | 239 | T1280163132-000 | 86 |
| T1250243120-000 | 263 | T1270103132-000 | 77 | T1280163132-000 | 138 |
| T1250243121-000 | 95 | T1270103132-000 | 128 | T1280163132-000 | 173 |
| T1250243121-000 | 148 | T1270103132-000 | 239 | T1280163132-000 | 253 |
| T1250243121-000 | 263 | T1270163121-000 | 86 | T1280243121-000 | 95 |
| T1250243125-000 | 95 | T1270163121-000 | 138 | T1280243121-000 | 148 |
| T1250243125-000 | 148 | T1270163121-000 | 173 | T1280243121-000 | 263 |
| T1250243125-000 | 263 | T1270163121-000 | 253 | T1280243125-000 | 95 |
| T1260103116-000 | 77 | T1270163125-000 | 86 | T1280243125-000 | 148 |
| T1260103116-000 | 128 | T1270163125-000 | 138 | T1280243125-000 | 263 |
| T1260103116-000 | 239 | T1270163125-000 | 173 | T1280243129-000 | 95 |
| T1260103120-000 | 77 | T1270163125-000 | 253 | T1280243129-000 | 148 |
| T1260103120-000 | 128 | T1270163129-000 | 86 | T1280243129-000 | 263 |
| T1260103120-000 | 239 | T1270163129-000 | 138 | T1280243132-000 | 95 |
| T1260103121-000 | 77 | T1270163129-000 | 173 | T1280243132-000 | 148 |
| T1260103121-000 | 128 | T1270163129-000 | 253 | T1280243132-000 | 263 |
| T1260103121-000 | 239 | T1270163132-000 | 86 | T1310060116-000 | 71 |
| T1260103125-000 | 77 | T1270163132-000 | 138 | T1310060116-000 | 120 |
| T1260103125-000 | 128 | T1270163132-000 | 173 | T1310060120-000 | 71 |
| T1260103125-000 | 239 | T1270163132-000 | 253 | T1310060120-000 | 120 |
| T1260163116-000 | 86 | T1270243121-000 | 95 | T1310060121-000 | 71 |
| T1260163116-000 | 138 | T1270243121-000 | 148 | T1310060121-000 | 120 |
| T1260163116-000 | 173 | T1270243121-000 | 263 | T1310060125-000 | 71 |
| T1260163116-000 | 253 | T1270243125-000 | 95 | T1310060125-000 | 120 |
| T1260163120-000 | 86 | T1270243125-000 | 148 | T1310100116-000 | 78 |
| T1260163120-000 | 138 | T1270243125-000 | 263 | T1310100116-000 | 129 |
| T1260163120-000 | 173 | T1270243129-000 | 95 | T1310100116-000 | 240 |
| T1260163120-000 | 253 | T1270243129-000 | 148 | T1310100120-000 | 78 |
| T1260163121-000 | 86 | T1270243129-000 | 263 | T1310100120-000 | 129 |
| T1260163121-000 | 138 | T1270243132-000 | 95 | T1310100120-000 | 240 |
| T1260163121-000 | 173 | T1270243132-000 | 148 | T1310100121-000 | 78 |
| T1260163121-000 | 253 | T1270243132-000 | 263 | T1310100121-000 | 129 |
| T1260163125-000 | 86 | T1280103121-000 | 77 | T1310100121-000 | 240 |
| T1260163125-000 | 138 | T1280103121-000 | 128 | T1310100125-000 | 78 |
| T1260163125-000 | 173 | T1280103121-000 | 239 | T1310100125-000 | 129 |
| T1260163125-000 | 253 | T1280103125-000 | 77 | T1310100125-000 | 240 |
| T1260243116-000 | 95 | T1280103125-000 | 128 | T1310160121-000 | 87 |
| T1260243116-000 | 148 | T1280103125-000 | 239 | T1310160121-000 | 139 |
| T1260243116-000 | 263 | T1280103129-000 | 77 | T1310160121-000 | 174 |

| Part Number | Page | Part Number | Page | Part Number | Page |
|-----------------|------|-----------------|------|-----------------|------|
| T1310160121-000 | 254 | T1319030120-000 | 185 | T1320160121-000 | 139 |
| T1310160125-000 | 87 | T1319031111-000 | 34 | T1320160121-000 | 174 |
| T1310160125-000 | 139 | T1319031120-000 | 34 | T1320160121-000 | 254 |
| T1310160125-000 | 174 | T1319031111-000 | 34 | T1320160125-000 | 87 |
| T1310160125-000 | 254 | T1319031120-000 | 57 | T1320160125-000 | 139 |
| T1310160129-000 | 87 | T1319031111-000 | 57 | T1320160125-000 | 174 |
| T1310160129-000 | 139 | T1319031120-000 | 186 | T1320160125-000 | 254 |
| T1310160129-000 | 174 | T1319100116-000 | 38 | T1320160129-000 | 87 |
| T1310160129-000 | 254 | T1319100121-000 | 38 | T1320160129-000 | 139 |
| T1310160132-000 | 87 | T1319100120-000 | 38 | T1320160129-000 | 174 |
| T1310160132-000 | 139 | T1319100125-000 | 38 | T1320160129-000 | 254 |
| T1310160132-000 | 174 | T1319100116-000 | 38 | T1320160132-000 | 87 |
| T1310160132-000 | 254 | T1319100121-000 | 38 | T1320160132-000 | 139 |
| T1310240121-000 | 96 | T1319100120-000 | 38 | T1320160132-000 | 174 |
| T1310240121-000 | 149 | T1319100125-000 | 62 | T1320160132-000 | 254 |
| T1310240121-000 | 264 | T1319160116-000 | 40 | T1320240121-000 | 96 |
| T1310240125-000 | 96 | T1319160116-000 | 65 | T1320240121-000 | 149 |
| T1310240125-000 | 149 | T1319160120-000 | 40 | T1320240121-000 | 264 |
| T1310240125-000 | 264 | T1319160120-000 | 65 | T1320240125-000 | 96 |
| T1310240129-000 | 96 | T1319160121-000 | 40 | T1320240125-000 | 149 |
| T1310240129-000 | 149 | T1319160121-000 | 65 | T1320240125-000 | 264 |
| T1310240129-000 | 264 | T1319160125-000 | 40 | T1320240129-000 | 96 |
| T1310240132-000 | 96 | T1319160125-000 | 65 | T1320240129-000 | 149 |
| T1310240132-000 | 149 | T1319320121-000 | 42 | T1320240129-000 | 264 |
| T1310240132-000 | 264 | T1319320121-000 | 68 | T1320240132-000 | 96 |
| T1310320129-000 | 105 | T1319320125-000 | 42 | T1320240132-000 | 149 |
| T1310320129-000 | 159 | T1319320125-000 | 68 | T1320240132-000 | 264 |
| T1310320129-000 | 180 | T1319320129-000 | 42 | T1320320121-000 | 105 |
| T1310320132-000 | 105 | T1319320129-000 | 68 | T1320320121-000 | 159 |
| T1310320132-000 | 159 | T1319320132-000 | 42 | T1320320121-000 | 180 |
| T1310320132-000 | 180 | T1319320132-000 | 68 | T1320320125-000 | 105 |
| T1310320136-000 | 105 | T1319320136-000 | 42 | T1320320125-000 | 159 |
| T1310320136-000 | 159 | T1319320136-000 | 68 | T1320320125-000 | 180 |
| T1310320136-000 | 180 | T1319320140-000 | 42 | T1320320129-000 | 105 |
| T1310320140-000 | 105 | T1319320140-000 | 68 | T1320320129-000 | 159 |
| T1310320140-000 | 159 | T1320060116-000 | 71 | T1320320129-000 | 180 |
| T1310320140-000 | 180 | T1320060116-000 | 120 | T1320320132-000 | 105 |
| T1310480129-000 | 109 | T1320060120-000 | 71 | T1320320132-000 | 159 |
| T1310480129-000 | 164 | T1320060120-000 | 120 | T1320320132-000 | 180 |
| T1310480132-000 | 109 | T1320060121-000 | 71 | T1320320136-000 | 105 |
| T1310480132-000 | 164 | T1320060121-000 | 120 | T1320320136-000 | 159 |
| T1310480136-000 | 109 | T1320060125-000 | 71 | T1320320136-000 | 180 |
| T1310480136-000 | 164 | T1320060125-000 | 120 | T1320320140-000 | 105 |
| T1310480140-000 | 109 | T1320100116-000 | 78 | T1320320140-000 | 159 |
| T1310480140-000 | 164 | T1320100116-000 | 129 | T1320320140-000 | 180 |
| T1310480142-000 | 109 | T1320100116-000 | 240 | T1320320142-000 | 105 |
| T1310480142-000 | 164 | T1320100120-000 | 78 | T1320320142-000 | 159 |
| T1310480150-000 | 109 | T1320100120-000 | 129 | T1320320142-000 | 180 |
| T1310480150-000 | 164 | T1320100120-000 | 240 | T1320320150-000 | 105 |
| T1310480163-000 | 109 | T1320100121-000 | 78 | T1320320150-000 | 159 |
| T1310480163-000 | 164 | T1320100121-000 | 129 | T1320320150-000 | 180 |
| T1319030111-000 | 33 | T1320100121-000 | 240 | T1320480129-000 | 109 |
| T1319030111-000 | 56 | T1320100125-000 | 78 | T1320480129-000 | 164 |
| T1319030111-000 | 185 | T1320100125-000 | 129 | T1320480132-000 | 109 |
| T1319030120-000 | 33 | T1320100125-000 | 240 | T1320480132-000 | 164 |
| T1319030120-000 | 56 | T1320160121-000 | 87 | T1320480136-000 | 109 |

| Part Number | Page | Part Number | Page | Part Number | Page |
|-----------------|------|-----------------|------|-----------------|------|
| T1320480136-000 | 164 | T1330060125-000 | 120 | T1339160121-000 | 65 |
| T1320480140-000 | 109 | T1330060129-000 | 71 | T1339160125-000 | 40 |
| T1320480140-000 | 164 | T1330060129-000 | 120 | T1339160125-000 | 65 |
| T1320480142-000 | 109 | T1330060132-000 | 71 | T1340060120-000 | 71 |
| T1320480142-000 | 164 | T1330060132-000 | 120 | T1340060120-000 | 120 |
| T1320480150-000 | 109 | T1330100120-000 | 78 | T1340060121-000 | 71 |
| T1320480150-000 | 164 | T1330100120-000 | 129 | T1340060121-000 | 120 |
| T1320480163-000 | 109 | T1330100120-000 | 240 | T1340060125-000 | 71 |
| T1320480163-000 | 164 | T1330100121-000 | 78 | T1340060125-000 | 120 |
| T1329030111-000 | 33 | T1330100121-000 | 129 | T1340060129-000 | 71 |
| T1329030111-000 | 56 | T1330100121-000 | 240 | T1340060129-000 | 120 |
| T1329030111-000 | 185 | T1330100125-000 | 78 | T1340060132-000 | 71 |
| T1329030120-000 | 33 | T1330100125-000 | 129 | T1340060132-000 | 120 |
| T1329030120-000 | 56 | T1330100125-000 | 240 | T1340100120-000 | 78 |
| T1329030120-000 | 185 | T1330100129-000 | 78 | T1340100120-000 | 129 |
| T1329031111-000 | 34 | T1330100129-000 | 129 | T1340100120-000 | 240 |
| T1329031120-000 | 34 | T1330100129-000 | 240 | T1340100121-000 | 78 |
| T1329031111-000 | 57 | T1330100132-000 | 78 | T1340100121-000 | 129 |
| T1329031120-000 | 57 | T1330100132-000 | 129 | T1340100121-000 | 240 |
| T1329031111-000 | 186 | T1330100132-000 | 240 | T1340100125-000 | 78 |
| T1329031120-000 | 186 | T1330160121-000 | 87 | T1340100125-000 | 129 |
| T1329080120-000 | 193 | T1330160121-000 | 139 | T1340100125-000 | 240 |
| T1329080125-000 | 193 | T1330160121-000 | 174 | T1340100129-000 | 78 |
| T1329100116-000 | 38 | T1330160121-000 | 254 | T1340100129-000 | 129 |
| T1329100116-000 | 62 | T1330160125-000 | 87 | T1340100129-000 | 240 |
| T1329100120-000 | 38 | T1330160125-000 | 139 | T1340100132-000 | 78 |
| T1329100120-000 | 62 | T1330160125-000 | 174 | T1340100132-000 | 129 |
| T1329100121-000 | 38 | T1330160125-000 | 254 | T1340100132-000 | 240 |
| T1329100121-000 | 62 | T1330160129-000 | 87 | T1340160121-000 | 87 |
| T1329100125-000 | 38 | T1330160129-000 | 139 | T1340160121-000 | 139 |
| T1329100125-000 | 62 | T1330160129-000 | 174 | T1340160121-000 | 174 |
| T1329160116-000 | 40 | T1330160129-000 | 254 | T1340160121-000 | 254 |
| T1329160116-000 | 65 | T1330160132-000 | 87 | T1340160125-000 | 87 |
| T1329160120-000 | 40 | T1330160132-000 | 139 | T1340160125-000 | 139 |
| T1329160120-000 | 65 | T1330160132-000 | 174 | T1340160125-000 | 174 |
| T1329160121-000 | 40 | T1330160132-000 | 254 | T1340160125-000 | 254 |
| T1329160121-000 | 65 | T1330160140-000 | 87 | T1340160129-000 | 87 |
| T1329160125-000 | 40 | T1330160140-000 | 139 | T1340160129-000 | 139 |
| T1329160125-000 | 65 | T1330160140-000 | 174 | T1340160129-000 | 174 |
| T1329320121-000 | 42 | T1330160140-000 | 254 | T1340160129-000 | 254 |
| T1329320121-000 | 68 | T1330240121-000 | 96 | T1340160132-000 | 87 |
| T1329320125-000 | 42 | T1330240121-000 | 149 | T1340160132-000 | 139 |
| T1329320125-000 | 68 | T1330240121-000 | 264 | T1340160132-000 | 174 |
| T1329320129-000 | 42 | T1330240125-000 | 96 | T1340160132-000 | 254 |
| T1329320129-000 | 68 | T1330240125-000 | 149 | T1340160140-000 | 87 |
| T1329320132-000 | 42 | T1330240125-000 | 264 | T1340160140-000 | 139 |
| T1329320132-000 | 68 | T1330240129-000 | 96 | T1340160140-000 | 174 |
| T1329320136-000 | 42 | T1330240129-000 | 149 | T1340160140-000 | 254 |
| T1329320136-000 | 68 | T1330240129-000 | 264 | T1340240121-000 | 96 |
| T1329320140-000 | 42 | T1330240132-000 | 96 | T1340240121-000 | 149 |
| T1329320140-000 | 68 | T1330240132-000 | 149 | T1340240121-000 | 264 |
| T1330060120-000 | 71 | T1330240132-000 | 264 | T1340240125-000 | 96 |
| T1330060120-000 | 120 | T1330240140-000 | 96 | T1340240125-000 | 149 |
| T1330060121-000 | 71 | T1330240140-000 | 149 | T1340240125-000 | 264 |
| T1330060121-000 | 120 | T1330240140-000 | 264 | T1340240129-000 | 96 |
| T1330060125-000 | 71 | T1339160121-000 | 40 | T1340240129-000 | 149 |

| Part Number | Page | Part Number | Page | Part Number | Page |
|-----------------|------|-----------------|------|-----------------|------|
| T1340240129-000 | 264 | T1440101125-000 | 128 | T1440322142-000 | 179 |
| T1340240132-000 | 96 | T1440101125-000 | 239 | T1440322150-000 | 104 |
| T1340240132-000 | 149 | T1440101216-000 | 77 | T1440322150-000 | 158 |
| T1340240132-000 | 264 | T1440101216-000 | 128 | T1440322150-000 | 179 |
| T1340240140-000 | 96 | T1440101216-000 | 239 | T1440322163-000 | 104 |
| T1340240140-000 | 149 | T1440101220-000 | 77 | T1440322163-000 | 158 |
| T1340240140-000 | 264 | T1440101220-000 | 128 | T1440322163-000 | 179 |
| T1349160121-000 | 40 | T1440101220-000 | 239 | T1440322229-000 | 104 |
| T1349160121-000 | 65 | T1440101221-000 | 77 | T1440322229-000 | 158 |
| T1349160125-000 | 40 | T1440101221-000 | 128 | T1440322229-000 | 179 |
| T1349160125-000 | 65 | T1440101221-000 | 239 | T1440322232-000 | 104 |
| T1359090116-000 | 193 | T1440101225-000 | 77 | T1440322232-000 | 158 |
| T1319080120-000 | 193 | T1440101225-000 | 128 | T1440322232-000 | 179 |
| T1319080125-000 | 193 | T1440101225-000 | 239 | T1440322236-000 | 104 |
| T1410101000-000 | 77 | T1440161121-000 | 86 | T1440322236-000 | 158 |
| T1410101000-000 | 128 | T1440161121-000 | 138 | T1440322236-000 | 179 |
| T1410101000-000 | 239 | T1440161121-000 | 173 | T1440322240-000 | 104 |
| T1410161000-000 | 86 | T1440161121-000 | 253 | T1440322240-000 | 158 |
| T1410161000-000 | 138 | T1440161125-000 | 86 | T1440322240-000 | 179 |
| T1410161000-000 | 173 | T1440161125-000 | 138 | T1440322242-000 | 104 |
| T1410161000-000 | 253 | T1440161125-000 | 173 | T1440322242-000 | 158 |
| T1410241000-000 | 95 | T1440161125-000 | 253 | T1440322242-000 | 179 |
| T1410241000-000 | 148 | T1440161221-000 | 86 | T1440322250-000 | 104 |
| T1410241000-000 | 263 | T1440161221-000 | 138 | T1440322250-000 | 158 |
| T1410322000-000 | 104 | T1440161221-000 | 173 | T1440322250-000 | 179 |
| T1410322000-000 | 158 | T1440161221-000 | 253 | T1440322263-000 | 104 |
| T1410322000-000 | 179 | T1440161225-000 | 86 | T1440322263-000 | 158 |
| T1419320000-000 | 42 | T1440161225-000 | 138 | T1440322263-000 | 179 |
| T1419320000-000 | 68 | T1440161225-000 | 173 | T1449320121-000 | 42 |
| T1430100000-000 | 77 | T1440161225-000 | 253 | T1449320121-000 | 68 |
| T1460100116-000 | 77 | T1440241121-000 | 95 | T1449320125-000 | 42 |
| T1430100000-000 | 128 | T1440241121-000 | 148 | T1449320125-000 | 68 |
| T1460100116-000 | 128 | T1440241121-000 | 263 | T1449320129-000 | 42 |
| T1430100000-000 | 239 | T1440241125-000 | 95 | T1449320129-000 | 68 |
| T1460100116-000 | 239 | T1440241125-000 | 148 | T1449320132-000 | 42 |
| T1430160000-000 | 86 | T1440241125-000 | 263 | T1449320132-000 | 68 |
| T1460160121-000 | 86 | T1440241221-000 | 95 | T1449320221-000 | 42 |
| T1430160000-000 | 138 | T1440241221-000 | 148 | T1449320221-000 | 68 |
| T1460160121-000 | 138 | T1440241221-000 | 263 | T1449320225-000 | 42 |
| T1430160000-000 | 173 | T1440241225-000 | 95 | T1449320225-000 | 68 |
| T1460160121-000 | 173 | T1440241225-000 | 148 | T1449320229-000 | 42 |
| T1430160000-000 | 253 | T1440241225-000 | 263 | T1449320229-000 | 68 |
| T1460160121-000 | 253 | T1440322129-000 | 104 | T1449320232-000 | 42 |
| T1430240000-000 | 95 | T1440322129-000 | 158 | T1449320232-000 | 68 |
| T1430240000-000 | 148 | T1440322129-000 | 179 | T1460100120-000 | 77 |
| T1430240000-000 | 263 | T1440322132-000 | 104 | T1460100120-000 | 128 |
| T1440101116-000 | 77 | T1440322132-000 | 158 | T1460100120-000 | 239 |
| T1440101116-000 | 128 | T1440322132-000 | 179 | T1460100121-000 | 77 |
| T1440101116-000 | 239 | T1440322136-000 | 104 | T1460100121-000 | 128 |
| T1440101120-000 | 77 | T1440322136-000 | 158 | T1460100121-000 | 239 |
| T1440101120-000 | 128 | T1440322136-000 | 179 | T1460100125-000 | 77 |
| T1440101120-000 | 239 | T1440322140-000 | 104 | T1460100125-000 | 128 |
| T1440101121-000 | 77 | T1440322140-000 | 158 | T1460100125-000 | 239 |
| T1440101121-000 | 128 | T1440322140-000 | 179 | T1460100216-000 | 77 |
| T1440101121-000 | 239 | T1440322142-000 | 104 | T1460100216-000 | 128 |
| T1440101125-000 | 77 | T1440322142-000 | 158 | T1460100216-000 | 239 |



| Part Number | Page | Part Number | Page | Part Number | Page |
|-----------------|------|-----------------|------|-----------------|------|
| T1460100220-000 | 77 | T1470101232-000 | 239 | T1470241232-000 | 263 |
| T1460100220-000 | 128 | T1470161121-000 | 86 | T1490100121-000 | 77 |
| T1460100220-000 | 239 | T1470161121-000 | 138 | T1490100121-000 | 128 |
| T1460100221-000 | 77 | T1470161121-000 | 173 | T1490100121-000 | 239 |
| T1460100221-000 | 128 | T1470161121-000 | 253 | T1490100125-000 | 77 |
| T1460100221-000 | 239 | T1470161125-000 | 86 | T1490100125-000 | 128 |
| T1460100225-000 | 77 | T1470161125-000 | 138 | T1490100125-000 | 239 |
| T1460100225-000 | 128 | T1470161125-000 | 173 | T1490100129-000 | 77 |
| T1460100225-000 | 239 | T1470161125-000 | 253 | T1490100129-000 | 128 |
| T1460160125-000 | 86 | T1470161129-000 | 86 | T1490100129-000 | 239 |
| T1460160125-000 | 138 | T1470161129-000 | 138 | T1490100132-000 | 77 |
| T1460160125-000 | 173 | T1470161129-000 | 173 | T1490100132-000 | 128 |
| T1460160125-000 | 253 | T1470161129-000 | 253 | T1490100132-000 | 239 |
| T1460160221-000 | 86 | T1470161132-000 | 86 | T1490100221-000 | 77 |
| T1460160221-000 | 138 | T1470161132-000 | 138 | T1490100221-000 | 128 |
| T1460160221-000 | 173 | T1470161132-000 | 173 | T1490100221-000 | 239 |
| T1460160221-000 | 253 | T1470161132-000 | 253 | T1490100225-000 | 77 |
| T1460160225-000 | 86 | T1470161221-000 | 86 | T1490100225-000 | 128 |
| T1460160225-000 | 138 | T1470161221-000 | 138 | T1490100225-000 | 239 |
| T1460160225-000 | 173 | T1470161221-000 | 173 | T1490100229-000 | 77 |
| T1460160225-000 | 253 | T1470161221-000 | 253 | T1490100229-000 | 128 |
| T1460240121-000 | 95 | T1470161225-000 | 86 | T1490100229-000 | 239 |
| T1460240121-000 | 148 | T1470161225-000 | 138 | T1490100232-000 | 77 |
| T1460240121-000 | 263 | T1470161225-000 | 173 | T1490100232-000 | 128 |
| T1460240125-000 | 95 | T1470161225-000 | 253 | T1490100232-000 | 239 |
| T1460240125-000 | 148 | T1470161229-000 | 86 | T1490160121-000 | 86 |
| T1460240125-000 | 263 | T1470161229-000 | 138 | T1490160121-000 | 138 |
| T1460240221-000 | 95 | T1470161229-000 | 173 | T1490160121-000 | 173 |
| T1460240221-000 | 148 | T1470161229-000 | 253 | T1490160121-000 | 253 |
| T1460240221-000 | 263 | T1470161232-000 | 86 | T1490160125-000 | 86 |
| T1460240225-000 | 95 | T1470161232-000 | 138 | T1490160125-000 | 138 |
| T1460240225-000 | 148 | T1470161232-000 | 173 | T1490160125-000 | 173 |
| T1460240225-000 | 263 | T1470161232-000 | 253 | T1490160125-000 | 253 |
| T1470101121-000 | 77 | T1470241121-000 | 95 | T1490160129-000 | 86 |
| T1470101121-000 | 128 | T1470241121-000 | 148 | T1490160129-000 | 138 |
| T1470101121-000 | 239 | T1470241121-000 | 263 | T1490160129-000 | 173 |
| T1470101125-000 | 77 | T1470241125-000 | 95 | T1490160129-000 | 253 |
| T1470101125-000 | 128 | T1470241125-000 | 148 | T1490160132-000 | 86 |
| T1470101125-000 | 239 | T1470241125-000 | 263 | T1490160132-000 | 138 |
| T1470101129-000 | 77 | T1470241129-000 | 95 | T1490160132-000 | 173 |
| T1470101129-000 | 128 | T1470241129-000 | 148 | T1490160132-000 | 253 |
| T1470101129-000 | 239 | T1470241129-000 | 263 | T1490160221-000 | 86 |
| T1470101132-000 | 77 | T1470241132-000 | 95 | T1490160221-000 | 138 |
| T1470101132-000 | 128 | T1470241132-000 | 148 | T1490160221-000 | 173 |
| T1470101132-000 | 239 | T1470241132-000 | 263 | T1490160221-000 | 253 |
| T1470101221-000 | 77 | T1470241221-000 | 95 | T1490160225-000 | 86 |
| T1470101221-000 | 128 | T1470241221-000 | 148 | T1490160225-000 | 138 |
| T1470101221-000 | 239 | T1470241221-000 | 263 | T1490160225-000 | 173 |
| T1470101225-000 | 77 | T1470241225-000 | 95 | T1490160225-000 | 253 |
| T1470101225-000 | 128 | T1470241225-000 | 148 | T1490160229-000 | 86 |
| T1470101225-000 | 239 | T1470241225-000 | 263 | T1490160229-000 | 138 |
| T1470101229-000 | 77 | T1470241229-000 | 95 | T1490160229-000 | 173 |
| T1470101229-000 | 128 | T1470241229-000 | 148 | T1490160229-000 | 253 |
| T1470101229-000 | 239 | T1470241229-000 | 263 | T1490160232-000 | 86 |
| T1470101232-000 | 77 | T1470241232-000 | 95 | T1490160232-000 | 138 |
| T1470101232-000 | 128 | T1470241232-000 | 148 | T1490160232-000 | 173 |

| Part Number | Page | Part Number | Page | Part Number | Page |
|-----------------|------|-----------------|------|-----------------|------|
| T1490160232-000 | 253 | T1510062100-000 | 121 | T1610103125-000 | 130 |
| T1490240121-000 | 95 | T1510103000-000 | 79 | T1610103125-000 | 241 |
| T1490240121-000 | 148 | T1510103000-000 | 130 | T1610103216-000 | 79 |
| T1490240121-000 | 263 | T1510103000-000 | 241 | T1610103216-000 | 130 |
| T1490240125-000 | 95 | T1510103001-000 | 79 | T1610103216-000 | 241 |
| T1490240125-000 | 148 | T1510103001-000 | 130 | T1610103220-000 | 79 |
| T1490240125-000 | 263 | T1510103001-000 | 241 | T1610103220-000 | 130 |
| T1490240129-000 | 95 | T1510163000-000 | 88 | T1610103220-000 | 241 |
| T1490240129-000 | 148 | T1510163000-000 | 140 | T1610103221-000 | 79 |
| T1490240129-000 | 263 | T1510163000-000 | 175 | T1610103221-000 | 130 |
| T1490240132-000 | 95 | T1510163000-000 | 255 | T1610103221-000 | 241 |
| T1490240132-000 | 148 | T1510243000-000 | 97 | T1610103225-000 | 79 |
| T1490240132-000 | 263 | T1510243000-000 | 150 | T1610103225-000 | 130 |
| T1490240221-000 | 95 | T1510243000-000 | 265 | T1610103225-000 | 241 |
| T1490240221-000 | 148 | T1510322000-000 | 105 | T1610163116-000 | 88 |
| T1490240221-000 | 263 | T1510322000-000 | 159 | T1610163116-000 | 140 |
| T1490240225-000 | 95 | T1510322000-000 | 180 | T1610163116-000 | 175 |
| T1490240225-000 | 148 | T1510482000-000 | 109 | T1610163116-000 | 255 |
| T1490240225-000 | 263 | T1510482000-000 | 164 | T1610163120-000 | 88 |
| T1490240229-000 | 95 | T1519101000-000 | 38 | T1610163120-000 | 140 |
| T1490240229-000 | 148 | T1519101000-000 | 38 | T1610163120-000 | 175 |
| T1490240229-000 | 263 | T1519101000-000 | 62 | T1610163120-000 | 255 |
| T1490240232-000 | 95 | T1519101000-000 | 62 | T1610163121-000 | 88 |
| T1490240232-000 | 148 | T1519161000-000 | 40 | T1610163121-000 | 140 |
| T1490240232-000 | 263 | T1519161000-000 | 65 | T1610163121-000 | 175 |
| T1500062000-000 | 72 | T1519162000-000 | 40 | T1610163121-000 | 255 |
| T1500062000-000 | 121 | T1519162000-000 | 65 | T1610163125-000 | 88 |
| T1500103000-000 | 79 | T1549030000-000 | 33 | T1610163125-000 | 140 |
| T1500103000-000 | 130 | T1549030000-000 | 56 | T1610163125-000 | 175 |
| T1500103000-000 | 241 | T1549030000-000 | 185 | T1610163125-000 | 255 |
| T1500163000-000 | 88 | T1610062116-000 | 72 | T1610163216-000 | 88 |
| T1500163000-000 | 140 | T1610062116-000 | 121 | T1610163216-000 | 140 |
| T1500163000-000 | 175 | T1610062120-000 | 72 | T1610163216-000 | 175 |
| T1500163000-000 | 255 | T1610062120-000 | 121 | T1610163216-000 | 255 |
| T1500243000-000 | 97 | T1610062121-000 | 72 | T1610163220-000 | 88 |
| T1500243000-000 | 150 | T1610062121-000 | 121 | T1610163220-000 | 140 |
| T1500243000-000 | 265 | T1610062125-000 | 72 | T1610163220-000 | 175 |
| T1500322000-000 | 105 | T1610062125-000 | 121 | T1610163220-000 | 255 |
| T1500322000-000 | 159 | T1610062216-000 | 72 | T1610163221-000 | 88 |
| T1500322000-000 | 180 | T1610062216-000 | 121 | T1610163221-000 | 140 |
| T1500482000-000 | 109 | T1610062220-000 | 72 | T1610163221-000 | 175 |
| T1500482000-000 | 164 | T1610062220-000 | 121 | T1610163221-000 | 255 |
| T1509030000-000 | 33 | T1610062221-000 | 72 | T1610163225-000 | 88 |
| T1509030000-000 | 56 | T1610062221-000 | 121 | T1610163225-000 | 140 |
| T1509030000-000 | 185 | T1610062225-000 | 72 | T1610163225-000 | 175 |
| T1509031100-000 | 34 | T1610062225-000 | 121 | T1610163225-000 | 255 |
| T1509031100-000 | 57 | T1610103116-000 | 79 | T1610243116-000 | 97 |
| T1509031100-000 | 186 | T1610103116-000 | 130 | T1610243116-000 | 150 |
| T1509031111-000 | 34 | T1610103116-000 | 241 | T1610243116-000 | 265 |
| T1509031111-000 | 57 | T1610103120-000 | 79 | T1610243120-000 | 97 |
| T1509031111-000 | 186 | T1610103120-000 | 130 | T1610243120-000 | 150 |
| T1509101000-000 | 38 | T1610103120-000 | 241 | T1610243120-000 | 265 |
| T1509101000-000 | 62 | T1610103121-000 | 79 | T1610243121-000 | 97 |
| T1509161000-000 | 40 | T1610103121-000 | 130 | T1610243121-000 | 150 |
| T1509161000-000 | 65 | T1610103121-000 | 241 | T1610243121-000 | 265 |
| T1510062100-000 | 72 | T1610103125-000 | 79 | T1610243125-000 | 97 |

| Part Number | Page | Part Number | Page | Part Number | Page |
|-----------------|------|-----------------|------|-----------------|------|
| T1610243125-000 | 150 | T1619030111-000 | 33 | T1620062125-000 | 72 |
| T1610243125-000 | 265 | T1619030111-000 | 56 | T1620062125-000 | 121 |
| T1610243216-000 | 97 | T1619030111-000 | 185 | T1620062216-000 | 72 |
| T1610243216-000 | 150 | T1619030116-000 | 33 | T1620062216-000 | 121 |
| T1610243216-000 | 265 | T1619030116-000 | 56 | T1620062220-000 | 72 |
| T1610243220-000 | 97 | T1619030116-000 | 185 | T1620062220-000 | 121 |
| T1610243220-000 | 150 | T1619030120-000 | 33 | T1620062221-000 | 72 |
| T1610243220-000 | 265 | T1619030120-000 | 56 | T1620062221-000 | 121 |
| T1610243221-000 | 97 | T1619030120-000 | 185 | T1620062225-000 | 72 |
| T1610243221-000 | 150 | T1619031111-000 | 34 | T1620062225-000 | 121 |
| T1610243221-000 | 265 | T1619031116-000 | 34 | T1620103116-000 | 79 |
| T1610243225-000 | 97 | T1619031120-000 | 34 | T1620103116-000 | 130 |
| T1610243225-000 | 150 | T1619031111-000 | 34 | T1620103116-000 | 241 |
| T1610243225-000 | 265 | T1619031116-000 | 34 | T1620103120-000 | 79 |
| T1610322129-000 | 105 | T1619031120-000 | 57 | T1620103120-000 | 130 |
| T1610322129-000 | 159 | T1619031111-000 | 57 | T1620103120-000 | 241 |
| T1610322129-000 | 180 | T1619031116-000 | 57 | T1620103121-000 | 79 |
| T1610322132-000 | 105 | T1619031120-000 | 186 | T1620103121-000 | 130 |
| T1610322132-000 | 159 | T1619101116-000 | 38 | T1620103121-000 | 241 |
| T1610322132-000 | 180 | T1619101116-000 | 62 | T1620103125-000 | 79 |
| T1610322140-000 | 105 | T1619101120-000 | 38 | T1620103125-000 | 130 |
| T1610322140-000 | 159 | T1619101120-000 | 62 | T1620103125-000 | 241 |
| T1610322140-000 | 180 | T1619101121-000 | 38 | T1620103216-000 | 79 |
| T1610322229-000 | 105 | T1619101121-000 | 62 | T1620103216-000 | 130 |
| T1610322229-000 | 159 | T1619101125-000 | 38 | T1620103216-000 | 241 |
| T1610322229-000 | 180 | T1619101125-000 | 62 | T1620103220-000 | 79 |
| T1610322232-000 | 105 | T1619101216-000 | 38 | T1620103220-000 | 130 |
| T1610322232-000 | 159 | T1619101216-000 | 62 | T1620103220-000 | 241 |
| T1610322232-000 | 180 | T1619101220-000 | 38 | T1620103221-000 | 79 |
| T1610322240-000 | 105 | T1619101220-000 | 62 | T1620103221-000 | 130 |
| T1610322240-000 | 159 | T1619101221-000 | 38 | T1620103221-000 | 241 |
| T1610322240-000 | 180 | T1619101221-000 | 62 | T1620103225-000 | 79 |
| T1610482129-000 | 109 | T1619101225-000 | 38 | T1620103225-000 | 130 |
| T1610482129-000 | 164 | T1619101225-000 | 62 | T1620103225-000 | 241 |
| T1610482132-000 | 109 | T1619161116-000 | 40 | T1620163116-000 | 88 |
| T1610482132-000 | 164 | T1619161116-000 | 65 | T1620163116-000 | 140 |
| T1610482136-000 | 109 | T1619161120-000 | 40 | T1620163116-000 | 175 |
| T1610482136-000 | 164 | T1619161120-000 | 65 | T1620163116-000 | 255 |
| T1610482140-000 | 109 | T1619161121-000 | 40 | T1620163120-000 | 88 |
| T1610482140-000 | 164 | T1619161121-000 | 65 | T1620163120-000 | 140 |
| T1610482142-000 | 109 | T1619161125-000 | 40 | T1620163120-000 | 175 |
| T1610482142-000 | 164 | T1619161125-000 | 65 | T1620163120-000 | 255 |
| T1610482150-000 | 109 | T1619161216-000 | 40 | T1620163121-000 | 88 |
| T1610482150-000 | 164 | T1619161216-000 | 65 | T1620163121-000 | 140 |
| T1610482229-000 | 109 | T1619161220-000 | 40 | T1620163121-000 | 175 |
| T1610482229-000 | 164 | T1619161220-000 | 65 | T1620163121-000 | 255 |
| T1610482232-000 | 109 | T1619161221-000 | 40 | T1620163125-000 | 88 |
| T1610482232-000 | 164 | T1619161221-000 | 65 | T1620163125-000 | 140 |
| T1610482236-000 | 109 | T1619161225-000 | 40 | T1620163125-000 | 175 |
| T1610482236-000 | 164 | T1619161225-000 | 65 | T1620163125-000 | 255 |
| T1610482240-000 | 109 | T1620062116-000 | 72 | T1620163216-000 | 88 |
| T1610482240-000 | 164 | T1620062116-000 | 121 | T1620163216-000 | 140 |
| T1610482242-000 | 109 | T1620062120-000 | 72 | T1620163216-000 | 175 |
| T1610482242-000 | 164 | T1620062120-000 | 121 | T1620163216-000 | 255 |
| T1610482250-000 | 109 | T1620062121-000 | 72 | T1620163220-000 | 88 |
| T1610482250-000 | 164 | T1620062121-000 | 121 | T1620163220-000 | 140 |

| Part Number | Page | Part Number | Page | Part Number | Page |
|-----------------|------|-----------------|------|-----------------|------|
| T1620163220-000 | 175 | T1620480136-000 | 109 | T1650062129-000 | 72 |
| T1620163220-000 | 255 | T1620480136-000 | 164 | T1650062129-000 | 121 |
| T1620163221-000 | 88 | T1620480140-000 | 109 | T1650062132-000 | 72 |
| T1620163221-000 | 140 | T1620480140-000 | 164 | T1650062132-000 | 121 |
| T1620163221-000 | 175 | T1620480142-000 | 109 | T1650062221-000 | 72 |
| T1620163221-000 | 255 | T1620480142-000 | 164 | T1650062221-000 | 121 |
| T1620163225-000 | 88 | T1620480150-000 | 109 | T1650062225-000 | 72 |
| T1620163225-000 | 140 | T1620480150-000 | 164 | T1650062225-000 | 121 |
| T1620163225-000 | 175 | T1620480229-000 | 109 | T1650062229-000 | 72 |
| T1620163225-000 | 255 | T1620480229-000 | 164 | T1650062229-000 | 121 |
| T1620243116-000 | 97 | T1620480232-000 | 109 | T1650062232-000 | 72 |
| T1620243116-000 | 150 | T1620480232-000 | 164 | T1650062232-000 | 121 |
| T1620243116-000 | 265 | T1620480236-000 | 109 | T1650103121-000 | 79 |
| T1620243120-000 | 97 | T1620480236-000 | 164 | T1650103121-000 | 130 |
| T1620243120-000 | 150 | T1620480240-000 | 109 | T1650103121-000 | 241 |
| T1620243120-000 | 265 | T1620480240-000 | 164 | T1650103125-000 | 79 |
| T1620243121-000 | 97 | T1620480242-000 | 109 | T1650103125-000 | 130 |
| T1620243121-000 | 150 | T1620480242-000 | 164 | T1650103125-000 | 241 |
| T1620243121-000 | 265 | T1620480250-000 | 109 | T1650103129-000 | 79 |
| T1620243125-000 | 97 | T1620480250-000 | 164 | T1650103129-000 | 130 |
| T1620243125-000 | 150 | T1629101116-000 | 38 | T1650103129-000 | 241 |
| T1620243125-000 | 265 | T1629101116-000 | 62 | T1650103132-000 | 79 |
| T1620243216-000 | 97 | T1629101120-000 | 38 | T1650103132-000 | 130 |
| T1620243216-000 | 150 | T1629101120-000 | 62 | T1650103132-000 | 241 |
| T1620243216-000 | 265 | T1629101121-000 | 38 | T1650103221-000 | 79 |
| T1620243220-000 | 97 | T1629101121-000 | 62 | T1650103221-000 | 130 |
| T1620243220-000 | 150 | T1629101125-000 | 38 | T1650103221-000 | 241 |
| T1620243220-000 | 265 | T1629101125-000 | 62 | T1650103225-000 | 79 |
| T1620243221-000 | 97 | T1629101216-000 | 38 | T1650103225-000 | 130 |
| T1620243221-000 | 150 | T1629101216-000 | 62 | T1650103225-000 | 241 |
| T1620243221-000 | 265 | T1629101220-000 | 38 | T1650103229-000 | 79 |
| T1620243225-000 | 97 | T1629101220-000 | 62 | T1650103229-000 | 130 |
| T1620243225-000 | 150 | T1629101221-000 | 38 | T1650103229-000 | 241 |
| T1620243225-000 | 265 | T1629101221-000 | 62 | T1650103232-000 | 79 |
| T1620320129-000 | 105 | T1629101225-000 | 38 | T1650103232-000 | 130 |
| T1620320129-000 | 159 | T1629101225-000 | 62 | T1650103232-000 | 241 |
| T1620320129-000 | 180 | T1629161116-000 | 40 | T1650163121-000 | 88 |
| T1620320132-000 | 105 | T1629161116-000 | 65 | T1650163121-000 | 140 |
| T1620320132-000 | 159 | T1629161120-000 | 40 | T1650163121-000 | 175 |
| T1620320132-000 | 180 | T1629161120-000 | 65 | T1650163121-000 | 255 |
| T1620320140-000 | 105 | T1629161121-000 | 40 | T1650163125-000 | 88 |
| T1620320140-000 | 159 | T1629161121-000 | 65 | T1650163125-000 | 140 |
| T1620320140-000 | 180 | T1629161125-000 | 40 | T1650163125-000 | 175 |
| T1620320229-000 | 105 | T1629161125-000 | 65 | T1650163125-000 | 255 |
| T1620320229-000 | 159 | T1629161216-000 | 40 | T1650163129-000 | 88 |
| T1620320229-000 | 180 | T1629161216-000 | 65 | T1650163129-000 | 140 |
| T1620320232-000 | 105 | T1629161220-000 | 40 | T1650163129-000 | 175 |
| T1620320232-000 | 159 | T1629161220-000 | 65 | T1650163129-000 | 255 |
| T1620320232-000 | 180 | T1629161221-000 | 40 | T1650163132-000 | 88 |
| T1620320240-000 | 105 | T1629161221-000 | 65 | T1650163132-000 | 140 |
| T1620320240-000 | 159 | T1629161225-000 | 40 | T1650163132-000 | 175 |
| T1620320240-000 | 180 | T1629161225-000 | 65 | T1650163132-000 | 255 |
| T1620480129-000 | 109 | T1650062121-000 | 72 | T1650163221-000 | 88 |
| T1620480129-000 | 164 | T1650062121-000 | 121 | T1650163221-000 | 140 |
| T1620480132-000 | 109 | T1650062125-000 | 72 | T1650163221-000 | 175 |
| T1620480132-000 | 164 | T1650062125-000 | 121 | T1650163221-000 | 255 |

| Part Number | Page | Part Number | Page | Part Number | Page |
|-----------------|------|-----------------|------|-----------------|------|
| T1650163225-000 | 88 | T1660103125-000 | 130 | T1660243125-000 | 150 |
| T1650163225-000 | 140 | T1660103125-000 | 241 | T1660243125-000 | 265 |
| T1650163225-000 | 175 | T1660103129-000 | 79 | T1660243129-000 | 97 |
| T1650163225-000 | 255 | T1660103129-000 | 130 | T1660243129-000 | 150 |
| T1650163229-000 | 88 | T1660103129-000 | 241 | T1660243129-000 | 265 |
| T1650163229-000 | 140 | T1660103132-000 | 79 | T1660243132-000 | 97 |
| T1650163229-000 | 175 | T1660103132-000 | 130 | T1660243132-000 | 150 |
| T1650163229-000 | 255 | T1660103132-000 | 241 | T1660243132-000 | 265 |
| T1650163232-000 | 88 | T1660103221-000 | 79 | T1660243221-000 | 97 |
| T1650163232-000 | 140 | T1660103221-000 | 130 | T1660243221-000 | 150 |
| T1650163232-000 | 175 | T1660103221-000 | 241 | T1660243221-000 | 265 |
| T1650163232-000 | 255 | T1660103225-000 | 79 | T1660243225-000 | 97 |
| T1650243121-000 | 97 | T1660103225-000 | 130 | T1660243225-000 | 150 |
| T1650243121-000 | 150 | T1660103225-000 | 241 | T1660243225-000 | 265 |
| T1650243121-000 | 265 | T1660103229-000 | 79 | T1660243229-000 | 97 |
| T1650243125-000 | 97 | T1660103229-000 | 130 | T1660243229-000 | 150 |
| T1650243125-000 | 150 | T1660103229-000 | 241 | T1660243229-000 | 265 |
| T1650243125-000 | 265 | T1660103232-000 | 79 | T1660243232-000 | 97 |
| T1650243129-000 | 97 | T1660103232-000 | 130 | T1660243232-000 | 150 |
| T1650243129-000 | 150 | T1660103232-000 | 241 | T1660243232-000 | 265 |
| T1650243129-000 | 265 | T1660163121-000 | 88 | T1710101116-000 | 76 |
| T1650243132-000 | 97 | T1660163121-000 | 140 | T1710101116-000 | 127 |
| T1650243132-000 | 150 | T1660163121-000 | 175 | T1710101116-000 | 238 |
| T1650243132-000 | 265 | T1660163121-000 | 255 | T1710101120-000 | 76 |
| T1650243221-000 | 97 | T1660163125-000 | 88 | T1710101120-000 | 127 |
| T1650243221-000 | 150 | T1660163125-000 | 140 | T1710101120-000 | 238 |
| T1650243221-000 | 265 | T1660163125-000 | 175 | T1710101125-000 | 76 |
| T1650243225-000 | 97 | T1660163125-000 | 255 | T1710101125-000 | 127 |
| T1650243225-000 | 150 | T1660163129-000 | 88 | T1710101125-000 | 238 |
| T1650243225-000 | 265 | T1660163129-000 | 140 | T1710161121-000 | 85 |
| T1650243229-000 | 97 | T1660163129-000 | 175 | T1710161121-000 | 137 |
| T1650243229-000 | 150 | T1660163129-000 | 255 | T1710161121-000 | 172 |
| T1650243229-000 | 265 | T1660163132-000 | 88 | T1710161121-000 | 252 |
| T1650243232-000 | 97 | T1660163132-000 | 140 | T1710161125-000 | 85 |
| T1650243232-000 | 150 | T1660163132-000 | 175 | T1710161125-000 | 137 |
| T1650243232-000 | 265 | T1660163132-000 | 255 | T1710161125-000 | 172 |
| T1660062121-000 | 72 | T1660163221-000 | 88 | T1710161125-000 | 252 |
| T1660062121-000 | 121 | T1660163221-000 | 140 | T1710161132-000 | 85 |
| T1660062125-000 | 72 | T1660163221-000 | 175 | T1710161132-000 | 137 |
| T1660062125-000 | 121 | T1660163221-000 | 255 | T1710161132-000 | 172 |
| T1660062129-000 | 72 | T1660163225-000 | 88 | T1710161132-000 | 252 |
| T1660062129-000 | 121 | T1660163225-000 | 140 | T1710241121-000 | 94 |
| T1660062132-000 | 72 | T1660163225-000 | 175 | T1710241121-000 | 147 |
| T1660062132-000 | 121 | T1660163225-000 | 255 | T1710241121-000 | 262 |
| T1660062221-000 | 72 | T1660163229-000 | 88 | T1710241125-000 | 94 |
| T1660062221-000 | 121 | T1660163229-000 | 140 | T1710241125-000 | 147 |
| T1660062225-000 | 72 | T1660163229-000 | 175 | T1710241125-000 | 262 |
| T1660062225-000 | 121 | T1660163229-000 | 255 | T1710241132-000 | 94 |
| T1660062229-000 | 72 | T1660163232-000 | 88 | T1710241132-000 | 147 |
| T1660062229-000 | 121 | T1660163232-000 | 140 | T1710241132-000 | 262 |
| T1660062232-000 | 72 | T1660163232-000 | 175 | T1710322129-000 | 104 |
| T1660062232-000 | 121 | T1660163232-000 | 255 | T1710322129-000 | 158 |
| T1660103121-000 | 79 | T1660243121-000 | 97 | T1710322129-000 | 179 |
| T1660103121-000 | 130 | T1660243121-000 | 150 | T1710322132-000 | 104 |
| T1660103121-000 | 241 | T1660243121-000 | 265 | T1710322132-000 | 158 |
| T1660103125-000 | 79 | T1660243125-000 | 97 | T1710322132-000 | 179 |

| Part Number | Page | Part Number | Page | Part Number | Page |
|-----------------|------|-----------------|------|-----------------|------|
| T1710322136-000 | 104 | T1730242132-000 | 149 | T1750161140-000 | 172 |
| T1710322136-000 | 158 | T1730242132-000 | 264 | T1750161140-000 | 252 |
| T1710322136-000 | 179 | T1739030111-000 | 33 | T1750241121-000 | 94 |
| T1710322140-000 | 104 | T1739030111-000 | 56 | T1750241121-000 | 147 |
| T1710322140-000 | 158 | T1739030111-000 | 185 | T1750241121-000 | 262 |
| T1710322140-000 | 179 | T1739030120-000 | 33 | T1750241125-000 | 94 |
| T1710322142-000 | 104 | T1739030120-000 | 56 | T1750241125-000 | 147 |
| T1710322142-000 | 158 | T1739030120-000 | 185 | T1750241125-000 | 262 |
| T1710322142-000 | 179 | T1739031111-000 | 34 | T1750241129-000 | 94 |
| T1710322150-000 | 104 | T1739031120-000 | 34 | T1750241129-000 | 147 |
| T1710322150-000 | 158 | T1739031111-000 | 57 | T1750241129-000 | 262 |
| T1710322150-000 | 179 | T1739031120-000 | 57 | T1750241132-000 | 94 |
| T1710322163-000 | 104 | T1739031111-000 | 186 | T1750241132-000 | 147 |
| T1710322163-000 | 158 | T1739031120-000 | 186 | T1750241132-000 | 262 |
| T1710322163-000 | 179 | T1739101116-000 | 38 | T1750241140-000 | 94 |
| T1730062116-000 | 71 | T1739101116-000 | 62 | T1750241140-000 | 147 |
| T1730062116-000 | 120 | T1739101120-000 | 38 | T1750241140-000 | 262 |
| T1730062120-000 | 71 | T1739101120-000 | 62 | T1770062120-000 | 71 |
| T1730062120-000 | 120 | T1739101125-000 | 38 | T1770062120-000 | 120 |
| T1730062125-000 | 71 | T1739101125-000 | 62 | T1770062121-000 | 71 |
| T1730062125-000 | 120 | T1739161116-000 | 40 | T1770062121-000 | 120 |
| T1730103116-000 | 78 | T1739161116-000 | 65 | T1770062125-000 | 71 |
| T1730103116-000 | 129 | T1739161120-000 | 40 | T1770062125-000 | 120 |
| T1730103116-000 | 240 | T1739161120-000 | 65 | T1770062129-000 | 71 |
| T1730103120-000 | 78 | T1739161125-000 | 40 | T1770062129-000 | 120 |
| T1730103120-000 | 129 | T1739161125-000 | 65 | T1770062132-000 | 71 |
| T1730103120-000 | 240 | T1750101121-000 | 76 | T1770062132-000 | 120 |
| T1730103125-000 | 78 | T1750101121-000 | 127 | T1770103121-000 | 78 |
| T1730103125-000 | 129 | T1750101121-000 | 238 | T1770103121-000 | 129 |
| T1730103125-000 | 240 | T1750101125-000 | 76 | T1770103121-000 | 240 |
| T1730163121-000 | 87 | T1750101125-000 | 127 | T1770103125-000 | 78 |
| T1730163121-000 | 139 | T1750101125-000 | 238 | T1770103125-000 | 129 |
| T1730163121-000 | 174 | T1750101129-000 | 76 | T1770103125-000 | 240 |
| T1730163121-000 | 254 | T1750101129-000 | 127 | T1770103129-000 | 78 |
| T1730163125-000 | 87 | T1750101129-000 | 238 | T1770103129-000 | 129 |
| T1730163125-000 | 139 | T1750101132-000 | 76 | T1770103129-000 | 240 |
| T1730163125-000 | 174 | T1750101132-000 | 127 | T1770103132-000 | 78 |
| T1730163125-000 | 254 | T1750101132-000 | 238 | T1770103132-000 | 129 |
| T1730163129-000 | 87 | T1750161121-000 | 85 | T1770103132-000 | 240 |
| T1730163129-000 | 139 | T1750161121-000 | 137 | T1770163121-000 | 87 |
| T1730163129-000 | 174 | T1750161121-000 | 172 | T1770163121-000 | 139 |
| T1730163129-000 | 254 | T1750161121-000 | 252 | T1770163121-000 | 174 |
| T1730163132-000 | 87 | T1750161125-000 | 85 | T1770163121-000 | 254 |
| T1730163132-000 | 139 | T1750161125-000 | 137 | T1770163125-000 | 87 |
| T1730163132-000 | 174 | T1750161125-000 | 172 | T1770163125-000 | 139 |
| T1730163132-000 | 254 | T1750161125-000 | 252 | T1770163125-000 | 174 |
| T1730242121-000 | 96 | T1750161129-000 | 85 | T1770163125-000 | 254 |
| T1730242121-000 | 149 | T1750161129-000 | 137 | T1770163129-000 | 87 |
| T1730242121-000 | 264 | T1750161129-000 | 172 | T1770163129-000 | 139 |
| T1730242125-000 | 96 | T1750161129-000 | 252 | T1770163129-000 | 174 |
| T1730242125-000 | 149 | T1750161132-000 | 85 | T1770163129-000 | 254 |
| T1730242125-000 | 264 | T1750161132-000 | 137 | T1770163132-000 | 87 |
| T1730242129-000 | 96 | T1750161132-000 | 172 | T1770163132-000 | 139 |
| T1730242129-000 | 149 | T1750161132-000 | 252 | T1770163132-000 | 174 |
| T1730242129-000 | 264 | T1750161140-000 | 85 | T1770163132-000 | 254 |
| T1730242132-000 | 96 | T1750161140-000 | 137 | T1770163140-000 | 87 |

| Part Number | Page | Part Number | Page | Part Number | Page |
|-----------------|------|-----------------|------|-----------------|------|
| T1770163140-000 | 139 | T1910100129-000 | 297 | T1920240140-000 | 297 |
| T1770163140-000 | 174 | T1910100132-000 | 297 | T1922061121-000 | 299 |
| T1770163140-000 | 254 | T1910160116-000 | 297 | T1922061125-000 | 299 |
| T1770243121-000 | 96 | T1910160121-000 | 297 | T1922061129-000 | 299 |
| T1770243121-000 | 149 | T1910160125-000 | 297 | T1922061132-000 | 299 |
| T1770243121-000 | 264 | T1910160129-000 | 297 | T1922061136-000 | 299 |
| T1770243125-000 | 96 | T1910160132-000 | 297 | T1922061140-000 | 299 |
| T1770243125-000 | 149 | T1910160140-000 | 297 | T1922101121-000 | 299 |
| T1770243125-000 | 264 | T1910240116-000 | 297 | T1922101125-000 | 299 |
| T1770243129-000 | 96 | T1910240121-000 | 297 | T1922101129-000 | 299 |
| T1770243129-000 | 149 | T1910240125-000 | 297 | T1922101132-000 | 299 |
| T1770243129-000 | 264 | T1910240129-000 | 297 | T1922101136-000 | 299 |
| T1770243132-000 | 96 | T1910240132-000 | 297 | T1922101140-000 | 299 |
| T1770243132-000 | 149 | T1910240140-000 | 297 | T1922161121-000 | 299 |
| T1770243132-000 | 264 | T1912061121-000 | 299 | T1922161125-000 | 299 |
| T1770243140-000 | 96 | T1912061125-000 | 299 | T1922161129-000 | 299 |
| T1770243140-000 | 149 | T1912101121-000 | 299 | T1922161132-000 | 299 |
| T1770243140-000 | 264 | T1912101125-000 | 299 | T1922161136-000 | 299 |
| T1779101121-000 | 38 | T1912101129-000 | 299 | T1922161140-000 | 299 |
| T1779101121-000 | 62 | T1912101132-000 | 299 | T1922241121-000 | 299 |
| T1779101125-000 | 38 | T1912161121-000 | 299 | T1922241125-000 | 299 |
| T1779101125-000 | 62 | T1912161125-000 | 299 | T1922241129-000 | 299 |
| T1779161121-000 | 40 | T1912161129-000 | 299 | T1922241132-000 | 299 |
| T1779161121-000 | 65 | T1912161132-000 | 299 | T1922241136-000 | 299 |
| T1779161125-000 | 40 | T1912161140-000 | 299 | T1922241140-000 | 299 |
| T1779161125-000 | 65 | T1912241121-000 | 299 | T1930030000-000 | 278 |
| T1812242121-000 | 279 | T1912241125-000 | 299 | T1930060000-000 | 298 |
| T1812242125-000 | 279 | T1912241129-000 | 299 | T1930100000-000 | 298 |
| T1812242132-000 | 279 | T1912241132-000 | 299 | T1930160000-000 | 298 |
| T1822242121-000 | 279 | T1912241136-000 | 299 | T1930240000-000 | 298 |
| T1822242125-000 | 279 | T1912241140-000 | 299 | T1932061000-000 | 299 |
| T1822242129-000 | 279 | T1920030116-000 | 278 | T1932101000-000 | 299 |
| T1822242132-000 | 279 | T1920030120-000 | 278 | T1932161000-000 | 299 |
| T1822242140-000 | 279 | T1920060116-000 | 297 | T1932241000-000 | 299 |
| T1852242121-000 | 279 | T1920060120-000 | 297 | T1946030000-000 | 278 |
| T1852242125-000 | 279 | T1920060121-000 | 297 | T1946031000-000 | 278 |
| T1852242221-000 | 279 | T1920060125-000 | 297 | T1946032000-000 | 278 |
| T1852242225-000 | 279 | T1920060129-000 | 297 | T1950100121-000 | 298 |
| T1870002201-000 | 306 | T1920060132-000 | 297 | T1950100125-000 | 298 |
| T1870002201-000 | 306 | T1920100116-000 | 297 | T1950100129-000 | 298 |
| T1870002201-000 | 306 | T1920100120-000 | 297 | T1950100132-000 | 298 |
| T1870002201-000 | 306 | T1920100121-000 | 297 | T1990060000-000 | 298 |
| T1870062101-000 | 306 | T1920100125-000 | 297 | T1990100000-000 | 298 |
| T1870102101-000 | 306 | T1920100129-000 | 297 | T1990160000-000 | 298 |
| T1870162101-000 | 306 | T1920100132-000 | 297 | T1990240000-000 | 298 |
| T1870242101-000 | 306 | T1920160116-000 | 297 | T1990240000-000 | 299 |
| T1910060116-000 | 297 | T1920160121-000 | 297 | T1990240001-000 | 298 |
| T1910060120-000 | 297 | T1920160125-000 | 297 | T1912063800-000 | 326 |
| T1910060121-000 | 297 | T1920160129-000 | 297 | T1912064800-000 | 326 |
| T1910060125-000 | 297 | T1920160132-000 | 297 | T1912065200-000 | 326 |
| T1910060129-000 | 297 | T1920160140-000 | 297 | T1912065600-000 | 326 |
| T1910060132-000 | 297 | T1920240116-000 | 297 | T1912066000-000 | 326 |
| T1910100116-000 | 297 | T1920240121-000 | 297 | T1918121400-000 | 326 |
| T1910100120-000 | 297 | T1920240125-000 | 297 | T1918121800-000 | 326 |
| T1910100121-000 | 297 | T1920240129-000 | 297 | T1922182200-000 | 326 |
| T1910100125-000 | 297 | T1920240132-000 | 297 | T1926222600-000 | 326 |

| Part Number | Page | Part Number | Page | Part Number | Page |
|-----------------|------|-----------------|------|-----------------|------|
| T1932263200-000 | 326 | T2020001010-000 | 60 | T2020001025-000 | 101 |
| T1934303400-000 | 326 | T2020001015-000 | 60 | T2020001002-000 | 103 |
| T1942384200-000 | 326 | T2020001025-000 | 60 | T2020001005-000 | 103 |
| T1964566400-000 | 326 | T2020001002-000 | 63 | T2020001008-000 | 103 |
| T1970667000-000 | 326 | T2020001005-000 | 63 | T2020001010-000 | 103 |
| T2010032101-000 | 29 | T2020001008-000 | 63 | T2020001015-000 | 103 |
| T2010032201-000 | 29 | T2020001010-000 | 63 | T2020001025-000 | 103 |
| T2010033101-000 | 29 | T2020001015-000 | 63 | T2020001002-000 | 106 |
| T2010033201-000 | 29 | T2020001025-000 | 63 | T2020001005-000 | 106 |
| T2010042101-000 | 29 | T2020001002-000 | 66 | T2020001008-000 | 106 |
| T2010042201-000 | 29 | T2020001005-000 | 66 | T2020001010-000 | 106 |
| T2010043101-000 | 29 | T2020001008-000 | 66 | T2020001015-000 | 106 |
| T2010043201-000 | 29 | T2020001010-000 | 66 | T2020001025-000 | 106 |
| T2010102101-000 | 37 | T2020001015-000 | 66 | T2020001002-000 | 108 |
| T2010102201-000 | 37 | T2020001025-000 | 66 | T2020001005-000 | 108 |
| T2010162101-000 | 39 | T2020001002-000 | 69 | T2020001008-000 | 108 |
| T2010162101-000 | 41 | T2020001005-000 | 69 | T2020001010-000 | 108 |
| T2010162201-000 | 39 | T2020001008-000 | 69 | T2020001015-000 | 108 |
| T2010162201-000 | 41 | T2020001010-000 | 69 | T2020001025-000 | 108 |
| T2010164101-000 | 39 | T2020001015-000 | 69 | T2020001002-000 | 110 |
| T2010164101-000 | 39 | T2020001025-000 | 69 | T2020001005-000 | 110 |
| T2010324101-000 | 41 | T2020001002-000 | 74 | T2020001008-000 | 110 |
| T2010164201-000 | 39 | T2020001005-000 | 74 | T2020001010-000 | 110 |
| T2010164201-000 | 41 | T2020001008-000 | 74 | T2020001015-000 | 110 |
| T2010322101-000 | 41 | T2020001010-000 | 74 | T2020001025-000 | 110 |
| T2010322201-000 | 41 | T2020001015-000 | 74 | T2020001002-000 | 184 |
| T2010324201-000 | 41 | T2020001025-000 | 74 | T2020001005-000 | 184 |
| T2019092101-000 | 189 | T2020001002-000 | 82 | T2020001008-000 | 184 |
| T2019092201-000 | 189 | T2020001005-000 | 82 | T2020001010-000 | 184 |
| T2020001002-000 | 27 | T2020001008-000 | 82 | T2020001015-000 | 184 |
| T2020001005-000 | 27 | T2020001010-000 | 82 | T2020001025-000 | 184 |
| T2020001008-000 | 27 | T2020001015-000 | 82 | T2020001002-000 | 190 |
| T2020001010-000 | 27 | T2020001025-000 | 82 | T2020001005-000 | 190 |
| T2020001015-000 | 27 | T2020001002-000 | 84 | T2020001008-000 | 190 |
| T2020001025-000 | 27 | T2020001005-000 | 84 | T2020001010-000 | 190 |
| T2020001002-000 | 31 | T2020001008-000 | 84 | T2020001015-000 | 190 |
| T2020001005-000 | 31 | T2020001010-000 | 84 | T2020001025-000 | 190 |
| T2020001008-000 | 31 | T2020001015-000 | 84 | T2020001002-000 | 221 |
| T2020001010-000 | 31 | T2020001025-000 | 84 | T2020001005-000 | 221 |
| T2020001015-000 | 31 | T2020001002-000 | 91 | T2020001008-000 | 221 |
| T2020001025-000 | 31 | T2020001005-000 | 91 | T2020001010-000 | 221 |
| T2020001002-000 | 48 | T2020001008-000 | 91 | T2020001015-000 | 221 |
| T2020001005-000 | 48 | T2020001010-000 | 91 | T2020001025-000 | 221 |
| T2020001008-000 | 48 | T2020001015-000 | 91 | T2020001002-000 | 223 |
| T2020001010-000 | 48 | T2020001025-000 | 91 | T2020001005-000 | 223 |
| T2020001015-000 | 48 | T2020001002-000 | 93 | T2020001008-000 | 223 |
| T2020001025-000 | 48 | T2020001005-000 | 93 | T2020001010-000 | 223 |
| T2020001002-000 | 55 | T2020001008-000 | 93 | T2020001015-000 | 223 |
| T2020001005-000 | 55 | T2020001010-000 | 93 | T2020001025-000 | 223 |
| T2020001008-000 | 55 | T2020001015-000 | 93 | T2020001002-000 | 237 |
| T2020001010-000 | 55 | T2020001025-000 | 93 | T2020001005-000 | 237 |
| T2020001015-000 | 55 | T2020001002-000 | 101 | T2020001008-000 | 237 |
| T2020001025-000 | 55 | T2020001005-000 | 101 | T2020001010-000 | 237 |
| T2020001002-000 | 60 | T2020001008-000 | 101 | T2020001015-000 | 237 |
| T2020001005-000 | 60 | T2020001010-000 | 101 | T2020001025-000 | 237 |
| T2020001008-000 | 60 | T2020001015-000 | 101 | T2020001002-000 | 249 |

| Part Number | Page | Part Number | Page | Part Number | Page |
|-----------------|------|-----------------|------|-----------------|------|
| T2020001005-000 | 249 | T2020002010-000 | 66 | T2020002025-000 | 106 |
| T2020001008-000 | 249 | T2020002015-000 | 66 | T2020002002-000 | 108 |
| T2020001010-000 | 249 | T2020002025-000 | 66 | T2020002005-000 | 108 |
| T2020001015-000 | 249 | T2020002002-000 | 69 | T2020002008-000 | 108 |
| T2020001025-000 | 249 | T2020002005-000 | 69 | T2020002010-000 | 108 |
| T2020001002-000 | 251 | T2020002008-000 | 69 | T2020002015-000 | 108 |
| T2020001005-000 | 251 | T2020002010-000 | 69 | T2020002025-000 | 108 |
| T2020001008-000 | 251 | T2020002015-000 | 69 | T2020002002-000 | 110 |
| T2020001010-000 | 251 | T2020002025-000 | 69 | T2020002005-000 | 110 |
| T2020001015-000 | 251 | T2020002002-000 | 74 | T2020002008-000 | 110 |
| T2020001025-000 | 251 | T2020002005-000 | 74 | T2020002010-000 | 110 |
| T2020001002-000 | 303 | T2020002008-000 | 74 | T2020002015-000 | 110 |
| T2020001005-000 | 303 | T2020002010-000 | 74 | T2020002025-000 | 110 |
| T2020001008-000 | 303 | T2020002015-000 | 74 | T2020002002-000 | 184 |
| T2020001010-000 | 303 | T2020002025-000 | 74 | T2020002005-000 | 184 |
| T2020001015-000 | 303 | T2020002002-000 | 82 | T2020002008-000 | 184 |
| T2020001025-000 | 303 | T2020002005-000 | 82 | T2020002010-000 | 184 |
| T2020002002-000 | 27 | T2020002008-000 | 82 | T2020002015-000 | 184 |
| T2020002005-000 | 27 | T2020002010-000 | 82 | T2020002025-000 | 184 |
| T2020002008-000 | 27 | T2020002015-000 | 82 | T2020002002-000 | 190 |
| T2020002010-000 | 27 | T2020002025-000 | 82 | T2020002005-000 | 190 |
| T2020002015-000 | 27 | T2020002002-000 | 84 | T2020002008-000 | 190 |
| T2020002025-000 | 27 | T2020002005-000 | 84 | T2020002010-000 | 190 |
| T2020002002-000 | 31 | T2020002008-000 | 84 | T2020002015-000 | 190 |
| T2020002005-000 | 31 | T2020002010-000 | 84 | T2020002025-000 | 190 |
| T2020002008-000 | 31 | T2020002015-000 | 84 | T2020002002-000 | 221 |
| T2020002010-000 | 31 | T2020002025-000 | 84 | T2020002005-000 | 221 |
| T2020002015-000 | 31 | T2020002002-000 | 91 | T2020002008-000 | 221 |
| T2020002025-000 | 31 | T2020002005-000 | 91 | T2020002010-000 | 221 |
| T2020002002-000 | 48 | T2020002008-000 | 91 | T2020002015-000 | 221 |
| T2020002005-000 | 48 | T2020002010-000 | 91 | T2020002025-000 | 221 |
| T2020002008-000 | 48 | T2020002015-000 | 91 | T2020002002-000 | 223 |
| T2020002010-000 | 48 | T2020002025-000 | 91 | T2020002005-000 | 223 |
| T2020002015-000 | 48 | T2020002002-000 | 93 | T2020002008-000 | 223 |
| T2020002025-000 | 48 | T2020002005-000 | 93 | T2020002010-000 | 223 |
| T2020002002-000 | 55 | T2020002008-000 | 93 | T2020002015-000 | 223 |
| T2020002005-000 | 55 | T2020002010-000 | 93 | T2020002025-000 | 223 |
| T2020002008-000 | 55 | T2020002015-000 | 93 | T2020002002-000 | 237 |
| T2020002010-000 | 55 | T2020002025-000 | 93 | T2020002005-000 | 237 |
| T2020002015-000 | 55 | T2020002002-000 | 101 | T2020002008-000 | 237 |
| T2020002025-000 | 55 | T2020002005-000 | 101 | T2020002010-000 | 237 |
| T2020002002-000 | 60 | T2020002008-000 | 101 | T2020002015-000 | 237 |
| T2020002005-000 | 60 | T2020002010-000 | 101 | T2020002025-000 | 237 |
| T2020002008-000 | 60 | T2020002015-000 | 101 | T2020002002-000 | 249 |
| T2020002010-000 | 60 | T2020002025-000 | 101 | T2020002005-000 | 249 |
| T2020002015-000 | 60 | T2020002002-000 | 103 | T2020002008-000 | 249 |
| T2020002025-000 | 60 | T2020002005-000 | 103 | T2020002010-000 | 249 |
| T2020002002-000 | 63 | T2020002008-000 | 103 | T2020002015-000 | 249 |
| T2020002005-000 | 63 | T2020002010-000 | 103 | T2020002025-000 | 249 |
| T2020002008-000 | 63 | T2020002015-000 | 103 | T2020002002-000 | 251 |
| T2020002010-000 | 63 | T2020002025-000 | 103 | T2020002005-000 | 251 |
| T2020002015-000 | 63 | T2020002002-000 | 106 | T2020002008-000 | 251 |
| T2020002025-000 | 63 | T2020002005-000 | 106 | T2020002010-000 | 251 |
| T2020002002-000 | 66 | T2020002008-000 | 106 | T2020002015-000 | 251 |
| T2020002005-000 | 66 | T2020002010-000 | 106 | T2020002025-000 | 251 |
| T2020002008-000 | 66 | T2020002015-000 | 106 | T2020002002-000 | 303 |

| Part Number | Page | Part Number | Page | Part Number | Page |
|-----------------|------|-----------------|------|-----------------|------|
| T2020002005-000 | 303 | T2020011010-000 | 74 | T2020011025-000 | 110 |
| T2020002008-000 | 303 | T2020011015-000 | 74 | T2020011002-000 | 184 |
| T2020002010-000 | 303 | T2020011025-000 | 74 | T2020011005-000 | 184 |
| T2020002015-000 | 303 | T2020011002-000 | 82 | T2020011008-000 | 184 |
| T2020002025-000 | 303 | T2020011005-000 | 82 | T2020011010-000 | 184 |
| T2020011002-000 | 27 | T2020011008-000 | 82 | T2020011015-000 | 184 |
| T2020011005-000 | 27 | T2020011010-000 | 82 | T2020011025-000 | 184 |
| T2020011008-000 | 27 | T2020011015-000 | 82 | T2020011002-000 | 190 |
| T2020011010-000 | 27 | T2020011025-000 | 82 | T2020011005-000 | 190 |
| T2020011015-000 | 27 | T2020011002-000 | 84 | T2020011008-000 | 190 |
| T2020011025-000 | 27 | T2020011005-000 | 84 | T2020011010-000 | 190 |
| T2020011002-000 | 31 | T2020011008-000 | 84 | T2020011015-000 | 190 |
| T2020011005-000 | 31 | T2020011010-000 | 84 | T2020011025-000 | 190 |
| T2020011008-000 | 31 | T2020011015-000 | 84 | T2020011002-000 | 221 |
| T2020011010-000 | 31 | T2020011025-000 | 84 | T2020011005-000 | 221 |
| T2020011015-000 | 31 | T2020011002-000 | 91 | T2020011008-000 | 221 |
| T2020011025-000 | 31 | T2020011005-000 | 91 | T2020011010-000 | 221 |
| T2020011002-000 | 48 | T2020011008-000 | 91 | T2020011015-000 | 221 |
| T2020011005-000 | 48 | T2020011010-000 | 91 | T2020011025-000 | 221 |
| T2020011008-000 | 48 | T2020011015-000 | 91 | T2020011002-000 | 223 |
| T2020011010-000 | 48 | T2020011025-000 | 91 | T2020011005-000 | 223 |
| T2020011015-000 | 48 | T2020011002-000 | 93 | T2020011008-000 | 223 |
| T2020011025-000 | 48 | T2020011005-000 | 93 | T2020011010-000 | 223 |
| T2020011002-000 | 55 | T2020011008-000 | 93 | T2020011015-000 | 223 |
| T2020011005-000 | 55 | T2020011010-000 | 93 | T2020011025-000 | 223 |
| T2020011008-000 | 55 | T2020011015-000 | 93 | T2020011002-000 | 237 |
| T2020011010-000 | 55 | T2020011025-000 | 93 | T2020011005-000 | 237 |
| T2020011015-000 | 55 | T2020011002-000 | 101 | T2020011008-000 | 237 |
| T2020011025-000 | 55 | T2020011005-000 | 101 | T2020011010-000 | 237 |
| T2020011002-000 | 60 | T2020011008-000 | 101 | T2020011015-000 | 237 |
| T2020011005-000 | 60 | T2020011010-000 | 101 | T2020011025-000 | 237 |
| T2020011008-000 | 60 | T2020011015-000 | 101 | T2020011002-000 | 249 |
| T2020011010-000 | 60 | T2020011025-000 | 101 | T2020011005-000 | 249 |
| T2020011015-000 | 60 | T2020011002-000 | 103 | T2020011008-000 | 249 |
| T2020011025-000 | 60 | T2020011005-000 | 103 | T2020011010-000 | 249 |
| T2020011002-000 | 63 | T2020011008-000 | 103 | T2020011015-000 | 249 |
| T2020011005-000 | 63 | T2020011010-000 | 103 | T2020011025-000 | 249 |
| T2020011008-000 | 63 | T2020011015-000 | 103 | T2020011002-000 | 251 |
| T2020011010-000 | 63 | T2020011025-000 | 103 | T2020011005-000 | 251 |
| T2020011015-000 | 63 | T2020011002-000 | 106 | T2020011008-000 | 251 |
| T2020011025-000 | 63 | T2020011005-000 | 106 | T2020011010-000 | 251 |
| T2020011002-000 | 66 | T2020011008-000 | 106 | T2020011015-000 | 251 |
| T2020011005-000 | 66 | T2020011010-000 | 106 | T2020011025-000 | 251 |
| T2020011008-000 | 66 | T2020011015-000 | 106 | T2020011002-000 | 303 |
| T2020011010-000 | 66 | T2020011025-000 | 106 | T2020011005-000 | 303 |
| T2020011015-000 | 66 | T2020011002-000 | 108 | T2020011008-000 | 303 |
| T2020011025-000 | 66 | T2020011005-000 | 108 | T2020011010-000 | 303 |
| T2020011002-000 | 69 | T2020011008-000 | 108 | T2020011015-000 | 303 |
| T2020011005-000 | 69 | T2020011010-000 | 108 | T2020011025-000 | 303 |
| T2020011008-000 | 69 | T2020011015-000 | 108 | T2020012002-000 | 27 |
| T2020011010-000 | 69 | T2020011025-000 | 108 | T2020012005-000 | 27 |
| T2020011015-000 | 69 | T2020011002-000 | 110 | T2020012008-000 | 27 |
| T2020011025-000 | 69 | T2020011005-000 | 110 | T2020012010-000 | 27 |
| T2020011002-000 | 74 | T2020011008-000 | 110 | T2020012015-000 | 27 |
| T2020011005-000 | 74 | T2020011010-000 | 110 | T2020012025-000 | 27 |
| T2020011008-000 | 74 | T2020011015-000 | 110 | T2020012002-000 | 31 |

| Part Number | Page | Part Number | Page | Part Number | Page |
|-----------------|------|-----------------|------|-----------------|------|
| T2020012005-000 | 31 | T2020012010-000 | 84 | T2020012025-000 | 190 |
| T2020012008-000 | 31 | T2020012015-000 | 84 | T2020012002-000 | 221 |
| T2020012010-000 | 31 | T2020012025-000 | 84 | T2020012005-000 | 221 |
| T2020012015-000 | 31 | T2020012002-000 | 91 | T2020012008-000 | 221 |
| T2020012025-000 | 31 | T2020012005-000 | 91 | T2020012010-000 | 221 |
| T2020012002-000 | 48 | T2020012008-000 | 91 | T2020012015-000 | 221 |
| T2020012005-000 | 48 | T2020012010-000 | 91 | T2020012025-000 | 221 |
| T2020012008-000 | 48 | T2020012015-000 | 91 | T2020012002-000 | 223 |
| T2020012010-000 | 48 | T2020012025-000 | 91 | T2020012005-000 | 223 |
| T2020012015-000 | 48 | T2020012002-000 | 93 | T2020012008-000 | 223 |
| T2020012025-000 | 48 | T2020012005-000 | 93 | T2020012010-000 | 223 |
| T2020012002-000 | 55 | T2020012008-000 | 93 | T2020012015-000 | 223 |
| T2020012005-000 | 55 | T2020012010-000 | 93 | T2020012025-000 | 223 |
| T2020012008-000 | 55 | T2020012015-000 | 93 | T2020012002-000 | 237 |
| T2020012010-000 | 55 | T2020012025-000 | 93 | T2020012005-000 | 237 |
| T2020012015-000 | 55 | T2020012002-000 | 101 | T2020012008-000 | 237 |
| T2020012025-000 | 55 | T2020012005-000 | 101 | T2020012010-000 | 237 |
| T2020012002-000 | 60 | T2020012008-000 | 101 | T2020012015-000 | 237 |
| T2020012005-000 | 60 | T2020012010-000 | 101 | T2020012025-000 | 237 |
| T2020012008-000 | 60 | T2020012015-000 | 101 | T2020012002-000 | 249 |
| T2020012010-000 | 60 | T2020012025-000 | 101 | T2020012005-000 | 249 |
| T2020012015-000 | 60 | T2020012002-000 | 103 | T2020012008-000 | 249 |
| T2020012025-000 | 60 | T2020012005-000 | 103 | T2020012010-000 | 249 |
| T2020012002-000 | 63 | T2020012008-000 | 103 | T2020012015-000 | 249 |
| T2020012005-000 | 63 | T2020012010-000 | 103 | T2020012025-000 | 249 |
| T2020012008-000 | 63 | T2020012015-000 | 103 | T2020012002-000 | 251 |
| T2020012010-000 | 63 | T2020012025-000 | 103 | T2020012005-000 | 251 |
| T2020012015-000 | 63 | T2020012002-000 | 106 | T2020012008-000 | 251 |
| T2020012025-000 | 63 | T2020012005-000 | 106 | T2020012010-000 | 251 |
| T2020012002-000 | 66 | T2020012008-000 | 106 | T2020012015-000 | 251 |
| T2020012005-000 | 66 | T2020012010-000 | 106 | T2020012025-000 | 251 |
| T2020012008-000 | 66 | T2020012015-000 | 106 | T2020012002-000 | 303 |
| T2020012010-000 | 66 | T2020012025-000 | 106 | T2020012005-000 | 303 |
| T2020012015-000 | 66 | T2020012002-000 | 108 | T2020012008-000 | 303 |
| T2020012025-000 | 66 | T2020012005-000 | 108 | T2020012010-000 | 303 |
| T2020012002-000 | 69 | T2020012008-000 | 108 | T2020012015-000 | 303 |
| T2020012005-000 | 69 | T2020012010-000 | 108 | T2020012025-000 | 303 |
| T2020012008-000 | 69 | T2020012015-000 | 108 | T2020072101-000 | 27 |
| T2020012010-000 | 69 | T2020012025-000 | 108 | T2020072101-000 | 55 |
| T2020012015-000 | 69 | T2020012002-000 | 110 | T2020072201-000 | 27 |
| T2020012025-000 | 69 | T2020012005-000 | 110 | T2020072201-000 | 55 |
| T2020012002-000 | 74 | T2020012008-000 | 110 | T2020082101-000 | 27 |
| T2020012005-000 | 74 | T2020012010-000 | 110 | T2020082101-000 | 55 |
| T2020012008-000 | 74 | T2020012015-000 | 110 | T2020082201-000 | 27 |
| T2020012010-000 | 74 | T2020012025-000 | 110 | T2020082201-000 | 55 |
| T2020012015-000 | 74 | T2020012002-000 | 184 | T2020152101-000 | 60 |
| T2020012025-000 | 74 | T2020012005-000 | 184 | T2020152201-000 | 60 |
| T2020012002-000 | 82 | T2020012008-000 | 184 | T2020252101-000 | 63 |
| T2020012005-000 | 82 | T2020012010-000 | 184 | T2020252101-000 | 66 |
| T2020012008-000 | 82 | T2020012015-000 | 184 | T2020252201-000 | 63 |
| T2020012010-000 | 82 | T2020012025-000 | 184 | T2020252201-000 | 66 |
| T2020012015-000 | 82 | T2020012002-000 | 190 | T2020402101-000 | 101 |
| T2020012025-000 | 82 | T2020012005-000 | 190 | T2020402101-000 | 82 |
| T2020012002-000 | 84 | T2020012008-000 | 190 | T2020402201-000 | 82 |
| T2020012005-000 | 84 | T2020012010-000 | 190 | T2020402201-000 | 101 |
| T2020012008-000 | 84 | T2020012015-000 | 190 | T2020502101-000 | 66 |

| Part Number | Page | Part Number | Page | Part Number | Page |
|-----------------|------|-----------------|------|-----------------|------|
| T2020502201-000 | 66 | T2030001025-000 | 125 | T2030001025-000 | 145 |
| T2020642101-000 | 91 | T2030001040-000 | 125 | T2030001040-000 | 145 |
| T2020642101-000 | 106 | T2030001002-000 | 126 | T2030001002-000 | 146 |
| T2020642201-000 | 91 | T2030001005-000 | 126 | T2030001005-000 | 146 |
| T2020642201-000 | 106 | T2030001008-000 | 126 | T2030001008-000 | 146 |
| T2020802101-000 | 101 | T2030001010-000 | 126 | T2030001010-000 | 146 |
| T2020802201-000 | 101 | T2030001015-000 | 126 | T2030001015-000 | 146 |
| T2021282101-000 | 106 | T2030001025-000 | 126 | T2030001025-000 | 146 |
| T2021282201-000 | 106 | T2030001040-000 | 126 | T2030001040-000 | 146 |
| T2030001002-000 | 32 | T2030001002-000 | 133 | T2030001002-000 | 154 |
| T2030001005-000 | 32 | T2030001005-000 | 133 | T2030001005-000 | 154 |
| T2030001008-000 | 32 | T2030001008-000 | 133 | T2030001008-000 | 154 |
| T2030001010-000 | 32 | T2030001010-000 | 133 | T2030001010-000 | 154 |
| T2030001015-000 | 32 | T2030001015-000 | 133 | T2030001015-000 | 154 |
| T2030001025-000 | 32 | T2030001025-000 | 133 | T2030001025-000 | 154 |
| T2030001040-000 | 32 | T2030001040-000 | 133 | T2030001040-000 | 154 |
| T2030001002-000 | 49 | T2030001002-000 | 134 | T2030001002-000 | 155 |
| T2030001005-000 | 49 | T2030001005-000 | 134 | T2030001005-000 | 155 |
| T2030001008-000 | 49 | T2030001008-000 | 134 | T2030001008-000 | 155 |
| T2030001010-000 | 49 | T2030001010-000 | 134 | T2030001010-000 | 155 |
| T2030001015-000 | 49 | T2030001015-000 | 134 | T2030001015-000 | 155 |
| T2030001025-000 | 49 | T2030001025-000 | 134 | T2030001025-000 | 155 |
| T2030001040-000 | 49 | T2030001040-000 | 134 | T2030001040-000 | 155 |
| T2030001002-000 | 117 | T2030001002-000 | 135 | T2030001002-000 | 156 |
| T2030001005-000 | 117 | T2030001005-000 | 135 | T2030001005-000 | 156 |
| T2030001008-000 | 117 | T2030001008-000 | 135 | T2030001008-000 | 156 |
| T2030001010-000 | 117 | T2030001010-000 | 135 | T2030001010-000 | 156 |
| T2030001015-000 | 117 | T2030001015-000 | 135 | T2030001015-000 | 156 |
| T2030001025-000 | 117 | T2030001025-000 | 135 | T2030001025-000 | 156 |
| T2030001040-000 | 117 | T2030001040-000 | 135 | T2030001040-000 | 156 |
| T2030001002-000 | 118 | T2030001002-000 | 136 | T2030001002-000 | 157 |
| T2030001005-000 | 118 | T2030001005-000 | 136 | T2030001005-000 | 157 |
| T2030001008-000 | 118 | T2030001008-000 | 136 | T2030001008-000 | 157 |
| T2030001010-000 | 118 | T2030001010-000 | 136 | T2030001010-000 | 157 |
| T2030001015-000 | 118 | T2030001015-000 | 136 | T2030001015-000 | 157 |
| T2030001025-000 | 118 | T2030001025-000 | 136 | T2030001025-000 | 157 |
| T2030001040-000 | 118 | T2030001040-000 | 136 | T2030001040-000 | 157 |
| T2030001002-000 | 119 | T2030001002-000 | 143 | T2030001002-000 | 160 |
| T2030001005-000 | 119 | T2030001005-000 | 143 | T2030001005-000 | 160 |
| T2030001008-000 | 119 | T2030001008-000 | 143 | T2030001008-000 | 160 |
| T2030001010-000 | 119 | T2030001010-000 | 143 | T2030001010-000 | 160 |
| T2030001015-000 | 119 | T2030001015-000 | 143 | T2030001015-000 | 160 |
| T2030001025-000 | 119 | T2030001025-000 | 143 | T2030001025-000 | 160 |
| T2030001040-000 | 119 | T2030001040-000 | 143 | T2030001040-000 | 160 |
| T2030001002-000 | 124 | T2030001002-000 | 144 | T2030001002-000 | 161 |
| T2030001005-000 | 124 | T2030001005-000 | 144 | T2030001005-000 | 161 |
| T2030001008-000 | 124 | T2030001008-000 | 144 | T2030001008-000 | 161 |
| T2030001010-000 | 124 | T2030001010-000 | 144 | T2030001010-000 | 161 |
| T2030001015-000 | 124 | T2030001015-000 | 144 | T2030001015-000 | 161 |
| T2030001025-000 | 124 | T2030001025-000 | 144 | T2030001025-000 | 161 |
| T2030001040-000 | 124 | T2030001040-000 | 144 | T2030001040-000 | 161 |
| T2030001002-000 | 125 | T2030001002-000 | 145 | T2030001002-000 | 162 |
| T2030001005-000 | 125 | T2030001005-000 | 145 | T2030001005-000 | 162 |
| T2030001008-000 | 125 | T2030001008-000 | 145 | T2030001008-000 | 162 |
| T2030001010-000 | 125 | T2030001010-000 | 145 | T2030001010-000 | 162 |
| T2030001015-000 | 125 | T2030001015-000 | 145 | T2030001015-000 | 162 |

| Part Number | Page | Part Number | Page | Part Number | Page |
|-----------------|------|-----------------|------|-----------------|------|
| T2030001025-000 | 162 | T2030001025-000 | 237 | T2030002015-000 | 125 |
| T2030001040-000 | 162 | T2030001040-000 | 237 | T2030002025-000 | 125 |
| T2030001002-000 | 163 | T2030001002-000 | 303 | T2030002040-000 | 125 |
| T2030001005-000 | 163 | T2030001005-000 | 303 | T2030002002-000 | 126 |
| T2030001008-000 | 163 | T2030001008-000 | 303 | T2030002005-000 | 126 |
| T2030001010-000 | 163 | T2030001010-000 | 303 | T2030002008-000 | 126 |
| T2030001015-000 | 163 | T2030001015-000 | 303 | T2030002010-000 | 126 |
| T2030001025-000 | 163 | T2030001025-000 | 303 | T2030002015-000 | 126 |
| T2030001040-000 | 163 | T2030001040-000 | 303 | T2030002025-000 | 126 |
| T2030001002-000 | 165 | T2030002000-000 | 305 | T2030002040-000 | 126 |
| T2030001005-000 | 165 | T2030002002-000 | 32 | T2030002002-000 | 133 |
| T2030001008-000 | 165 | T2030002005-000 | 32 | T2030002005-000 | 133 |
| T2030001010-000 | 165 | T2030002008-000 | 32 | T2030002008-000 | 133 |
| T2030001015-000 | 165 | T2030002010-000 | 32 | T2030002010-000 | 133 |
| T2030001025-000 | 165 | T2030002015-000 | 32 | T2030002015-000 | 133 |
| T2030001040-000 | 165 | T2030002025-000 | 32 | T2030002025-000 | 133 |
| T2030001002-000 | 183 | T2030002040-000 | 32 | T2030002040-000 | 133 |
| T2030001005-000 | 183 | T2030002002-000 | 49 | T2030002002-000 | 134 |
| T2030001008-000 | 183 | T2030002005-000 | 49 | T2030002005-000 | 134 |
| T2030001010-000 | 183 | T2030002008-000 | 49 | T2030002008-000 | 134 |
| T2030001015-000 | 183 | T2030002010-000 | 49 | T2030002010-000 | 134 |
| T2030001025-000 | 183 | T2030002015-000 | 49 | T2030002015-000 | 134 |
| T2030001040-000 | 183 | T2030002025-000 | 49 | T2030002025-000 | 134 |
| T2030001002-000 | 191 | T2030002040-000 | 49 | T2030002040-000 | 134 |
| T2030001005-000 | 191 | T2030002002-000 | 117 | T2030002002-000 | 135 |
| T2030001008-000 | 191 | T2030002005-000 | 117 | T2030002005-000 | 135 |
| T2030001010-000 | 191 | T2030002008-000 | 117 | T2030002008-000 | 135 |
| T2030001015-000 | 191 | T2030002010-000 | 117 | T2030002010-000 | 135 |
| T2030001025-000 | 191 | T2030002015-000 | 117 | T2030002015-000 | 135 |
| T2030001040-000 | 191 | T2030002025-000 | 117 | T2030002025-000 | 135 |
| T2030001002-000 | 217 | T2030002040-000 | 117 | T2030002040-000 | 135 |
| T2030001005-000 | 217 | T2030002002-000 | 118 | T2030002002-000 | 136 |
| T2030001008-000 | 217 | T2030002005-000 | 118 | T2030002005-000 | 136 |
| T2030001010-000 | 217 | T2030002008-000 | 118 | T2030002008-000 | 136 |
| T2030001015-000 | 217 | T2030002010-000 | 118 | T2030002010-000 | 136 |
| T2030001025-000 | 217 | T2030002015-000 | 118 | T2030002015-000 | 136 |
| T2030001040-000 | 217 | T2030002025-000 | 118 | T2030002025-000 | 136 |
| T2030001002-000 | 219 | T2030002040-000 | 118 | T2030002040-000 | 136 |
| T2030001005-000 | 219 | T2030002002-000 | 119 | T2030002002-000 | 143 |
| T2030001008-000 | 219 | T2030002005-000 | 119 | T2030002005-000 | 143 |
| T2030001010-000 | 219 | T2030002008-000 | 119 | T2030002008-000 | 143 |
| T2030001015-000 | 219 | T2030002010-000 | 119 | T2030002010-000 | 143 |
| T2030001025-000 | 219 | T2030002015-000 | 119 | T2030002015-000 | 143 |
| T2030001040-000 | 219 | T2030002025-000 | 119 | T2030002025-000 | 143 |
| T2030001002-000 | 225 | T2030002040-000 | 119 | T2030002040-000 | 143 |
| T2030001005-000 | 225 | T2030002002-000 | 124 | T2030002002-000 | 144 |
| T2030001008-000 | 225 | T2030002005-000 | 124 | T2030002005-000 | 144 |
| T2030001010-000 | 225 | T2030002008-000 | 124 | T2030002008-000 | 144 |
| T2030001015-000 | 225 | T2030002010-000 | 124 | T2030002010-000 | 144 |
| T2030001025-000 | 225 | T2030002015-000 | 124 | T2030002015-000 | 144 |
| T2030001040-000 | 225 | T2030002025-000 | 124 | T2030002025-000 | 144 |
| T2030001002-000 | 237 | T2030002040-000 | 124 | T2030002040-000 | 144 |
| T2030001005-000 | 237 | T2030002002-000 | 125 | T2030002002-000 | 145 |
| T2030001008-000 | 237 | T2030002005-000 | 125 | T2030002005-000 | 145 |
| T2030001010-000 | 237 | T2030002008-000 | 125 | T2030002008-000 | 145 |
| T2030001015-000 | 237 | T2030002010-000 | 125 | T2030002010-000 | 145 |

| Part Number | Page | Part Number | Page | Part Number | Page |
|-----------------|------|-----------------|------|-----------------|------|
| T2030002015-000 | 145 | T2030002015-000 | 162 | T2030002015-000 | 237 |
| T2030002025-000 | 145 | T2030002025-000 | 162 | T2030002025-000 | 237 |
| T2030002040-000 | 145 | T2030002040-000 | 162 | T2030002040-000 | 237 |
| T2030002002-000 | 146 | T2030002002-000 | 163 | T2030002002-000 | 303 |
| T2030002005-000 | 146 | T2030002005-000 | 163 | T2030002005-000 | 303 |
| T2030002008-000 | 146 | T2030002008-000 | 163 | T2030002008-000 | 303 |
| T2030002010-000 | 146 | T2030002010-000 | 163 | T2030002010-000 | 303 |
| T2030002015-000 | 146 | T2030002015-000 | 163 | T2030002015-000 | 303 |
| T2030002025-000 | 146 | T2030002025-000 | 163 | T2030002025-000 | 303 |
| T2030002040-000 | 146 | T2030002040-000 | 163 | T2030002040-000 | 303 |
| T2030002002-000 | 154 | T2030002002-000 | 165 | T2030011002-000 | 32 |
| T2030002005-000 | 154 | T2030002005-000 | 165 | T2030011005-000 | 32 |
| T2030002008-000 | 154 | T2030002008-000 | 165 | T2030011008-000 | 32 |
| T2030002010-000 | 154 | T2030002010-000 | 165 | T2030011010-000 | 32 |
| T2030002015-000 | 154 | T2030002015-000 | 165 | T2030011015-000 | 32 |
| T2030002025-000 | 154 | T2030002025-000 | 165 | T2030011025-000 | 32 |
| T2030002040-000 | 154 | T2030002040-000 | 165 | T2030011040-000 | 32 |
| T2030002002-000 | 155 | T2030002002-000 | 183 | T2030011002-000 | 49 |
| T2030002005-000 | 155 | T2030002005-000 | 183 | T2030011005-000 | 49 |
| T2030002008-000 | 155 | T2030002008-000 | 183 | T2030011008-000 | 49 |
| T2030002010-000 | 155 | T2030002010-000 | 183 | T2030011010-000 | 49 |
| T2030002015-000 | 155 | T2030002015-000 | 183 | T2030011015-000 | 49 |
| T2030002025-000 | 155 | T2030002025-000 | 183 | T2030011025-000 | 49 |
| T2030002040-000 | 155 | T2030002040-000 | 183 | T2030011040-000 | 49 |
| T2030002002-000 | 156 | T2030002002-000 | 191 | T2030011002-000 | 117 |
| T2030002005-000 | 156 | T2030002005-000 | 191 | T2030011005-000 | 117 |
| T2030002008-000 | 156 | T2030002008-000 | 191 | T2030011008-000 | 117 |
| T2030002010-000 | 156 | T2030002010-000 | 191 | T2030011010-000 | 117 |
| T2030002015-000 | 156 | T2030002015-000 | 191 | T2030011015-000 | 117 |
| T2030002025-000 | 156 | T2030002025-000 | 191 | T2030011025-000 | 117 |
| T2030002040-000 | 156 | T2030002040-000 | 191 | T2030011040-000 | 117 |
| T2030002002-000 | 157 | T2030002002-000 | 217 | T2030011002-000 | 118 |
| T2030002005-000 | 157 | T2030002005-000 | 217 | T2030011005-000 | 118 |
| T2030002008-000 | 157 | T2030002008-000 | 217 | T2030011008-000 | 118 |
| T2030002010-000 | 157 | T2030002010-000 | 217 | T2030011010-000 | 118 |
| T2030002015-000 | 157 | T2030002015-000 | 217 | T2030011015-000 | 118 |
| T2030002025-000 | 157 | T2030002025-000 | 217 | T2030011025-000 | 118 |
| T2030002040-000 | 157 | T2030002040-000 | 217 | T2030011040-000 | 118 |
| T2030002002-000 | 160 | T2030002002-000 | 219 | T2030011002-000 | 119 |
| T2030002005-000 | 160 | T2030002005-000 | 219 | T2030011005-000 | 119 |
| T2030002008-000 | 160 | T2030002008-000 | 219 | T2030011008-000 | 119 |
| T2030002010-000 | 160 | T2030002010-000 | 219 | T2030011010-000 | 119 |
| T2030002015-000 | 160 | T2030002015-000 | 219 | T2030011015-000 | 119 |
| T2030002025-000 | 160 | T2030002025-000 | 219 | T2030011025-000 | 119 |
| T2030002040-000 | 160 | T2030002040-000 | 219 | T2030011040-000 | 119 |
| T2030002002-000 | 161 | T2030002002-000 | 225 | T2030011002-000 | 124 |
| T2030002005-000 | 161 | T2030002005-000 | 225 | T2030011005-000 | 124 |
| T2030002008-000 | 161 | T2030002008-000 | 225 | T2030011008-000 | 124 |
| T2030002010-000 | 161 | T2030002010-000 | 225 | T2030011010-000 | 124 |
| T2030002015-000 | 161 | T2030002015-000 | 225 | T2030011015-000 | 124 |
| T2030002025-000 | 161 | T2030002025-000 | 225 | T2030011025-000 | 124 |
| T2030002040-000 | 161 | T2030002040-000 | 225 | T2030011040-000 | 124 |
| T2030002002-000 | 162 | T2030002002-000 | 237 | T2030011002-000 | 125 |
| T2030002005-000 | 162 | T2030002005-000 | 237 | T2030011005-000 | 125 |
| T2030002008-000 | 162 | T2030002008-000 | 237 | T2030011008-000 | 125 |
| T2030002010-000 | 162 | T2030002010-000 | 237 | T2030011010-000 | 125 |

| Part Number | Page | Part Number | Page | Part Number | Page |
|-----------------|------|-----------------|------|-----------------|------|
| T2030011015-000 | 125 | T2030011015-000 | 145 | T2030011015-000 | 162 |
| T2030011025-000 | 125 | T2030011025-000 | 145 | T2030011025-000 | 162 |
| T2030011040-000 | 125 | T2030011040-000 | 145 | T2030011040-000 | 162 |
| T2030011002-000 | 126 | T2030011002-000 | 146 | T2030011002-000 | 163 |
| T2030011005-000 | 126 | T2030011005-000 | 146 | T2030011005-000 | 163 |
| T2030011008-000 | 126 | T2030011008-000 | 146 | T2030011008-000 | 163 |
| T2030011010-000 | 126 | T2030011010-000 | 146 | T2030011010-000 | 163 |
| T2030011015-000 | 126 | T2030011015-000 | 146 | T2030011015-000 | 163 |
| T2030011025-000 | 126 | T2030011025-000 | 146 | T2030011025-000 | 163 |
| T2030011040-000 | 126 | T2030011040-000 | 146 | T2030011040-000 | 163 |
| T2030011002-000 | 133 | T2030011002-000 | 154 | T2030011002-000 | 165 |
| T2030011005-000 | 133 | T2030011005-000 | 154 | T2030011005-000 | 165 |
| T2030011008-000 | 133 | T2030011008-000 | 154 | T2030011008-000 | 165 |
| T2030011010-000 | 133 | T2030011010-000 | 154 | T2030011010-000 | 165 |
| T2030011015-000 | 133 | T2030011015-000 | 154 | T2030011015-000 | 165 |
| T2030011025-000 | 133 | T2030011025-000 | 154 | T2030011025-000 | 165 |
| T2030011040-000 | 133 | T2030011040-000 | 154 | T2030011040-000 | 165 |
| T2030011002-000 | 134 | T2030011002-000 | 155 | T2030011002-000 | 183 |
| T2030011005-000 | 134 | T2030011005-000 | 155 | T2030011005-000 | 183 |
| T2030011008-000 | 134 | T2030011008-000 | 155 | T2030011008-000 | 183 |
| T2030011010-000 | 134 | T2030011010-000 | 155 | T2030011010-000 | 183 |
| T2030011015-000 | 134 | T2030011015-000 | 155 | T2030011015-000 | 183 |
| T2030011025-000 | 134 | T2030011025-000 | 155 | T2030011025-000 | 183 |
| T2030011040-000 | 134 | T2030011040-000 | 155 | T2030011040-000 | 183 |
| T2030011002-000 | 135 | T2030011002-000 | 156 | T2030011002-000 | 191 |
| T2030011005-000 | 135 | T2030011005-000 | 156 | T2030011005-000 | 191 |
| T2030011008-000 | 135 | T2030011008-000 | 156 | T2030011008-000 | 191 |
| T2030011010-000 | 135 | T2030011010-000 | 156 | T2030011010-000 | 191 |
| T2030011015-000 | 135 | T2030011015-000 | 156 | T2030011015-000 | 191 |
| T2030011025-000 | 135 | T2030011025-000 | 156 | T2030011025-000 | 191 |
| T2030011040-000 | 135 | T2030011040-000 | 156 | T2030011040-000 | 191 |
| T2030011002-000 | 136 | T2030011002-000 | 157 | T2030011002-000 | 217 |
| T2030011005-000 | 136 | T2030011005-000 | 157 | T2030011005-000 | 217 |
| T2030011008-000 | 136 | T2030011008-000 | 157 | T2030011008-000 | 217 |
| T2030011010-000 | 136 | T2030011010-000 | 157 | T2030011010-000 | 217 |
| T2030011015-000 | 136 | T2030011015-000 | 157 | T2030011015-000 | 217 |
| T2030011025-000 | 136 | T2030011025-000 | 157 | T2030011025-000 | 217 |
| T2030011040-000 | 136 | T2030011040-000 | 157 | T2030011040-000 | 217 |
| T2030011002-000 | 143 | T2030011002-000 | 160 | T2030011002-000 | 219 |
| T2030011005-000 | 143 | T2030011005-000 | 160 | T2030011005-000 | 219 |
| T2030011008-000 | 143 | T2030011008-000 | 160 | T2030011008-000 | 219 |
| T2030011010-000 | 143 | T2030011010-000 | 160 | T2030011010-000 | 219 |
| T2030011015-000 | 143 | T2030011015-000 | 160 | T2030011015-000 | 219 |
| T2030011025-000 | 143 | T2030011025-000 | 160 | T2030011025-000 | 219 |
| T2030011040-000 | 143 | T2030011040-000 | 160 | T2030011040-000 | 219 |
| T2030011002-000 | 144 | T2030011002-000 | 161 | T2030011002-000 | 225 |
| T2030011005-000 | 144 | T2030011005-000 | 161 | T2030011005-000 | 225 |
| T2030011008-000 | 144 | T2030011008-000 | 161 | T2030011008-000 | 225 |
| T2030011010-000 | 144 | T2030011010-000 | 161 | T2030011010-000 | 225 |
| T2030011015-000 | 144 | T2030011015-000 | 161 | T2030011015-000 | 225 |
| T2030011025-000 | 144 | T2030011025-000 | 161 | T2030011025-000 | 225 |
| T2030011040-000 | 144 | T2030011040-000 | 161 | T2030011040-000 | 225 |
| T2030011002-000 | 145 | T2030011002-000 | 162 | T2030011002-000 | 237 |
| T2030011005-000 | 145 | T2030011005-000 | 162 | T2030011005-000 | 237 |
| T2030011008-000 | 145 | T2030011008-000 | 162 | T2030011008-000 | 237 |
| T2030011010-000 | 145 | T2030011010-000 | 162 | T2030011010-000 | 237 |

| Part Number | Page | Part Number | Page | Part Number | Page |
|-----------------|------|-----------------|------|-----------------|------|
| T2030011015-000 | 237 | T2030012015-000 | 125 | T2030012015-000 | 145 |
| T2030011025-000 | 237 | T2030012025-000 | 125 | T2030012025-000 | 145 |
| T2030011040-000 | 237 | T2030012040-000 | 125 | T2030012040-000 | 145 |
| T2030011002-000 | 303 | T2030012002-000 | 126 | T2030012002-000 | 146 |
| T2030011005-000 | 303 | T2030012005-000 | 126 | T2030012005-000 | 146 |
| T2030011008-000 | 303 | T2030012008-000 | 126 | T2030012008-000 | 146 |
| T2030011010-000 | 303 | T2030012010-000 | 126 | T2030012010-000 | 146 |
| T2030011015-000 | 303 | T2030012015-000 | 126 | T2030012015-000 | 146 |
| T2030011025-000 | 303 | T2030012025-000 | 126 | T2030012025-000 | 146 |
| T2030011040-000 | 303 | T2030012040-000 | 126 | T2030012040-000 | 146 |
| T2030012002-000 | 32 | T2030012002-000 | 133 | T2030012002-000 | 154 |
| T2030012005-000 | 32 | T2030012005-000 | 133 | T2030012005-000 | 154 |
| T2030012008-000 | 32 | T2030012008-000 | 133 | T2030012008-000 | 154 |
| T2030012010-000 | 32 | T2030012010-000 | 133 | T2030012010-000 | 154 |
| T2030012015-000 | 32 | T2030012015-000 | 133 | T2030012015-000 | 154 |
| T2030012025-000 | 32 | T2030012025-000 | 133 | T2030012025-000 | 154 |
| T2030012040-000 | 32 | T2030012040-000 | 133 | T2030012040-000 | 154 |
| T2030012002-000 | 49 | T2030012002-000 | 134 | T2030012002-000 | 155 |
| T2030012005-000 | 49 | T2030012005-000 | 134 | T2030012005-000 | 155 |
| T2030012008-000 | 49 | T2030012008-000 | 134 | T2030012008-000 | 155 |
| T2030012010-000 | 49 | T2030012010-000 | 134 | T2030012010-000 | 155 |
| T2030012015-000 | 49 | T2030012015-000 | 134 | T2030012015-000 | 155 |
| T2030012025-000 | 49 | T2030012025-000 | 134 | T2030012025-000 | 155 |
| T2030012040-000 | 49 | T2030012040-000 | 134 | T2030012040-000 | 155 |
| T2030012002-000 | 117 | T2030012002-000 | 135 | T2030012002-000 | 156 |
| T2030012005-000 | 117 | T2030012005-000 | 135 | T2030012005-000 | 156 |
| T2030012008-000 | 117 | T2030012008-000 | 135 | T2030012008-000 | 156 |
| T2030012010-000 | 117 | T2030012010-000 | 135 | T2030012010-000 | 156 |
| T2030012015-000 | 117 | T2030012015-000 | 135 | T2030012015-000 | 156 |
| T2030012025-000 | 117 | T2030012025-000 | 135 | T2030012025-000 | 156 |
| T2030012040-000 | 117 | T2030012040-000 | 135 | T2030012040-000 | 156 |
| T2030012002-000 | 118 | T2030012002-000 | 136 | T2030012002-000 | 157 |
| T2030012005-000 | 118 | T2030012005-000 | 136 | T2030012005-000 | 157 |
| T2030012008-000 | 118 | T2030012008-000 | 136 | T2030012008-000 | 157 |
| T2030012010-000 | 118 | T2030012010-000 | 136 | T2030012010-000 | 157 |
| T2030012015-000 | 118 | T2030012015-000 | 136 | T2030012015-000 | 157 |
| T2030012025-000 | 118 | T2030012025-000 | 136 | T2030012025-000 | 157 |
| T2030012040-000 | 118 | T2030012040-000 | 136 | T2030012040-000 | 157 |
| T2030012002-000 | 119 | T2030012002-000 | 143 | T2030012002-000 | 160 |
| T2030012005-000 | 119 | T2030012005-000 | 143 | T2030012005-000 | 160 |
| T2030012008-000 | 119 | T2030012008-000 | 143 | T2030012008-000 | 160 |
| T2030012010-000 | 119 | T2030012010-000 | 143 | T2030012010-000 | 160 |
| T2030012015-000 | 119 | T2030012015-000 | 143 | T2030012015-000 | 160 |
| T2030012025-000 | 119 | T2030012025-000 | 143 | T2030012025-000 | 160 |
| T2030012040-000 | 119 | T2030012040-000 | 143 | T2030012040-000 | 160 |
| T2030012002-000 | 124 | T2030012002-000 | 144 | T2030012002-000 | 161 |
| T2030012005-000 | 124 | T2030012005-000 | 144 | T2030012005-000 | 161 |
| T2030012008-000 | 124 | T2030012008-000 | 144 | T2030012008-000 | 161 |
| T2030012010-000 | 124 | T2030012010-000 | 144 | T2030012010-000 | 161 |
| T2030012015-000 | 124 | T2030012015-000 | 144 | T2030012015-000 | 161 |
| T2030012025-000 | 124 | T2030012025-000 | 144 | T2030012025-000 | 161 |
| T2030012040-000 | 124 | T2030012040-000 | 144 | T2030012040-000 | 161 |
| T2030012002-000 | 125 | T2030012002-000 | 145 | T2030012002-000 | 162 |
| T2030012005-000 | 125 | T2030012005-000 | 145 | T2030012005-000 | 162 |
| T2030012008-000 | 125 | T2030012008-000 | 145 | T2030012008-000 | 162 |
| T2030012010-000 | 125 | T2030012010-000 | 145 | T2030012010-000 | 162 |

| Part Number | Page | Part Number | Page | Part Number | Page |
|-----------------|------|-----------------|------|-----------------|------|
| T2030012015-000 | 162 | T2030012015-000 | 237 | T2040002025-000 | 304 |
| T2030012025-000 | 162 | T2030012025-000 | 237 | T2040002040-000 | 211 |
| T2030012040-000 | 162 | T2030012040-000 | 237 | T2040002040-000 | 213 |
| T2030012002-000 | 163 | T2030012002-000 | 303 | T2040002040-000 | 249 |
| T2030012005-000 | 163 | T2030012005-000 | 303 | T2040002040-000 | 251 |
| T2030012008-000 | 163 | T2030012008-000 | 303 | T2040002040-000 | 304 |
| T2030012010-000 | 163 | T2030012010-000 | 303 | T2040002060-000 | 211 |
| T2030012015-000 | 163 | T2030012015-000 | 303 | T2040002060-000 | 213 |
| T2030012025-000 | 163 | T2030012025-000 | 303 | T2040002060-000 | 249 |
| T2030012040-000 | 163 | T2030012040-000 | 303 | T2040002060-000 | 251 |
| T2030012002-000 | 165 | T2030162101-000 | 69 | T2040002060-000 | 304 |
| T2030012005-000 | 165 | T2030162201-000 | 69 | T2040002100-000 | 211 |
| T2030012008-000 | 165 | T2030422101-000 | 74 | T2040002100-000 | 213 |
| T2030012010-000 | 165 | T2030422201-000 | 74 | T2040002100-000 | 249 |
| T2030012015-000 | 165 | T2030722101-000 | 84 | T2040002100-000 | 251 |
| T2030012025-000 | 165 | T2030722101-000 | 103 | T2040002100-000 | 304 |
| T2030012040-000 | 165 | T2030722201-000 | 84 | T2040062101-000 | 117 |
| T2030012002-000 | 183 | T2030722201-000 | 103 | T2040062201-000 | 117 |
| T2030012005-000 | 183 | T2031082101-000 | 93 | T2040063101-000 | 117 |
| T2030012008-000 | 183 | T2031082101-000 | 108 | T2040063201-000 | 117 |
| T2030012010-000 | 183 | T2031082201-000 | 93 | T2040064101-000 | 117 |
| T2030012015-000 | 183 | T2031082201-000 | 108 | T2040064201-000 | 117 |
| T2030012025-000 | 183 | T2031442101-000 | 103 | T2040065101-000 | 117 |
| T2030012040-000 | 183 | T2031442201-000 | 103 | T2040065201-000 | 117 |
| T2030012002-000 | 191 | T2032162101-000 | 108 | T2040102101-000 | 124 |
| T2030012005-000 | 191 | T2032162201-000 | 108 | T2040102201-000 | 124 |
| T2030012008-000 | 191 | T2040000000-000 | 305 | T2040103101-000 | 124 |
| T2030012010-000 | 191 | T2040001015-000 | 211 | T2040103201-000 | 124 |
| T2030012015-000 | 191 | T2040001015-000 | 213 | T2040104101-000 | 124 |
| T2030012025-000 | 191 | T2040001015-000 | 249 | T2040104201-000 | 124 |
| T2030012040-000 | 191 | T2040001015-000 | 251 | T2040105101-000 | 124 |
| T2030012002-000 | 217 | T2040001015-000 | 304 | T2040105201-000 | 124 |
| T2030012005-000 | 217 | T2040001025-000 | 211 | T2040162101-000 | 133 |
| T2030012008-000 | 217 | T2040001025-000 | 213 | T2040162101-000 | 154 |
| T2030012010-000 | 217 | T2040001025-000 | 249 | T2040162201-000 | 133 |
| T2030012015-000 | 217 | T2040001025-000 | 251 | T2040162201-000 | 154 |
| T2030012025-000 | 217 | T2040001025-000 | 304 | T2040163101-000 | 133 |
| T2030012040-000 | 217 | T2040001040-000 | 211 | T2040163101-000 | 154 |
| T2030012002-000 | 219 | T2040001040-000 | 213 | T2040163201-000 | 133 |
| T2030012005-000 | 219 | T2040001040-000 | 249 | T2040163201-000 | 154 |
| T2030012008-000 | 219 | T2040001040-000 | 251 | T2040164101-000 | 133 |
| T2030012010-000 | 219 | T2040001040-000 | 304 | T2040164101-000 | 154 |
| T2030012015-000 | 219 | T2040001060-000 | 211 | T2040164201-000 | 133 |
| T2030012025-000 | 219 | T2040001060-000 | 213 | T2040164201-000 | 154 |
| T2030012040-000 | 219 | T2040001060-000 | 249 | T2040165101-000 | 133 |
| T2030012002-000 | 225 | T2040001060-000 | 251 | T2040165101-000 | 154 |
| T2030012005-000 | 225 | T2040001060-000 | 304 | T2040165201-000 | 133 |
| T2030012008-000 | 225 | T2040002015-000 | 211 | T2040165201-000 | 154 |
| T2030012010-000 | 225 | T2040002015-000 | 213 | T2040242101-000 | 143 |
| T2030012015-000 | 225 | T2040002015-000 | 249 | T2040242101-000 | 160 |
| T2030012025-000 | 225 | T2040002015-000 | 251 | T2040242201-000 | 143 |
| T2030012040-000 | 225 | T2040002015-000 | 304 | T2040242201-000 | 160 |
| T2030012002-000 | 237 | T2040002025-000 | 211 | T2040243101-000 | 143 |
| T2030012005-000 | 237 | T2040002025-000 | 213 | T2040243101-000 | 160 |
| T2030012008-000 | 237 | T2040002025-000 | 249 | T2040243201-000 | 143 |
| T2030012010-000 | 237 | T2040002025-000 | 251 | T2040243201-000 | 160 |

| Part Number | Page | Part Number | Page | Part Number | Page |
|-----------------|------|-----------------|------|-----------------|------|
| T2040244101-000 | 143 | T2050462101-000 | 144 | T2070012008-000 | 227 |
| T2040244101-000 | 160 | T2050462101-000 | 161 | T2070012013-000 | 227 |
| T2040244201-000 | 143 | T2050462201-000 | 144 | T2070012033-000 | 227 |
| T2040244201-000 | 160 | T2050462201-000 | 161 | T2070064101-000 | 202 |
| T2040245101-000 | 143 | T2050482101-000 | 136 | T2070064201-000 | 202 |
| T2040245101-000 | 160 | T2050482101-000 | 157 | T2070104101-000 | 202 |
| T2040245201-000 | 143 | T2050482201-000 | 136 | T2070104201-000 | 202 |
| T2040245201-000 | 160 | T2050482201-000 | 157 | T2070164101-000 | 202 |
| T2040322101-000 | 154 | T2050642101-000 | 155 | T2070164201-000 | 202 |
| T2040322201-000 | 154 | T2050642201-000 | 155 | T2070244101-000 | 202 |
| T2040323101-000 | 154 | T2050643101-000 | 145 | T2070244201-000 | 202 |
| T2040323201-000 | 154 | T2050643101-000 | 162 | T2079104101-000 | 202 |
| T2040324101-000 | 154 | T2050643201-000 | 145 | T2079104201-000 | 202 |
| T2040324201-000 | 154 | T2050643201-000 | 162 | T2070001008-000 | 227 |
| T2040325101-000 | 154 | T2050722101-000 | 146 | T2070001013-000 | 227 |
| T2040325201-000 | 154 | T2050722101-000 | 163 | T2070001033-000 | 227 |
| T2040482101-000 | 160 | T2050722201-000 | 146 | T2080052101-000 | 32 |
| T2040482201-000 | 160 | T2050722201-000 | 163 | T2080052101-000 | 183 |
| T2040483101-000 | 160 | T2050802101-000 | 156 | T2080052201-000 | 32 |
| T2040483201-000 | 160 | T2050802201-000 | 156 | T2080052201-000 | 183 |
| T2040484101-000 | 160 | T2050922101-000 | 161 | T2080062101-100 | 189 |
| T2040484201-000 | 160 | T2050922201-000 | 161 | T2080062201-100 | 189 |
| T2040485101-000 | 160 | T2050962101-000 | 157 | T2080072101-000 | 31 |
| T2040485201-000 | 160 | T2050962201-000 | 157 | T2080072101-000 | 184 |
| T2050001010-000 | 207 | T2051283101-000 | 162 | T2080072201-000 | 31 |
| T2050001010-000 | 304 | T2051283201-000 | 162 | T2080072201-000 | 184 |
| T2050001016-000 | 207 | T2051442101-000 | 163 | T2080122101-000 | 31 |
| T2050001016-000 | 304 | T2051442201-000 | 163 | T2080122101-000 | 184 |
| T2050001025-000 | 207 | T2060001025-000 | 205 | T2080122201-000 | 31 |
| T2050001025-000 | 304 | T2060001025-000 | 305 | T2080122201-000 | 184 |
| T2050001035-000 | 207 | T2060001035-000 | 205 | T2800152101-000 | 308 |
| T2050001035-000 | 304 | T2060001035-000 | 305 | T2800152201-000 | 308 |
| T2050002010-000 | 207 | T2060001050-000 | 205 | T2080172101-000 | 189 |
| T2050002010-000 | 304 | T2060001050-000 | 305 | T2080172201-000 | 189 |
| T2050002016-000 | 207 | T2060001070-000 | 205 | T2090002101-001 | 233 |
| T2050002016-000 | 304 | T2060001070-000 | 305 | T2090002101-002 | 233 |
| T2050002025-000 | 207 | T2060002025-000 | 205 | T2090002101-003 | 233 |
| T2050002025-000 | 304 | T2060002025-000 | 305 | T2090002101-004 | 233 |
| T2050002035-000 | 207 | T2060002035-000 | 205 | T2090002201-001 | 233 |
| T2050002035-000 | 304 | T2060002035-000 | 305 | T2090002201-002 | 233 |
| T2050102101-000 | 118 | T2060002050-000 | 205 | T2090002201-003 | 233 |
| T2050102201-000 | 118 | T2060002050-000 | 305 | T2090002201-004 | 233 |
| T2050182101-000 | 125 | T2060002070-000 | 205 | T2090012201-001 | 233 |
| T2050182201-000 | 125 | T2060002070-000 | 305 | T2090012201-002 | 233 |
| T2050202101-000 | 119 | T2060062101-000 | 171 | T2090012201-003 | 233 |
| T2050202201-000 | 119 | T2060062101-000 | 178 | T2090012201-004 | 233 |
| T2050322101-000 | 134 | T2060062201-000 | 171 | T2090062101-000 | 199 |
| T2050322101-000 | 155 | T2060062201-000 | 178 | T2090062201-000 | 199 |
| T2050322201-000 | 134 | T2060122101-000 | 178 | T2090102101-000 | 199 |
| T2050322201-000 | 155 | T2060122201-000 | 178 | T2090102201-000 | 199 |
| T2050323101-000 | 126 | T2070002008-000 | 227 | T2090162101-000 | 199 |
| T2050323201-000 | 126 | T2070002013-000 | 227 | T2090162201-000 | 199 |
| T2050402101-000 | 135 | T2070002033-000 | 227 | T2090242101-000 | 199 |
| T2050402101-000 | 156 | T2070011008-000 | 227 | T2090242201-000 | 199 |
| T2050402201-000 | 135 | T2070011013-000 | 227 | T2093362101-000 | 261 |
| T2050402201-000 | 156 | T2070011033-000 | 227 | T2093362201-000 | 261 |

| Part Number | Page | Part Number | Page | Part Number | Page |
|-----------------|------|-----------------|------|-----------------|------|
| T2100032101-000 | 309 | T2113000101-100 | 229 | T3033070901-000 | 325 |
| T2100032201-000 | 309 | T2113000201-000 | 229 | T3033091101-000 | 325 |
| T2100042101-000 | 247 | T2114000101-000 | 229 | T3033111301-000 | 325 |
| T2100042201-000 | 247 | T2114000201-000 | 229 | T3033111601-000 | 325 |
| T2100062101-000 | 247 | T2120142101-000 | 249 | T3033131601-000 | 325 |
| T2100062201-000 | 247 | T2120142201-000 | 249 | T3033132101-000 | 325 |
| T2100063101-000 | 200 | T2120422101-000 | 251 | T3033162050-000 | 325 |
| T2100122101-000 | 259 | T2120422201-000 | 251 | T3033162101-000 | 325 |
| T2100122201-000 | 259 | T2300033101-000 | 168 | T3033202550-000 | 325 |
| T2100322101-000 | 237 | T2300033201-000 | 168 | T3033212901-000 | 325 |
| T2100322201-000 | 237 | T2300063101-000 | 168 | T3033253250-000 | 325 |
| T2100063201-000 | 200 | T2300063201-000 | 168 | T3033293601-000 | 325 |
| T2100103101-000 | 200 | T2300103101-000 | 168 | T3033324050-000 | 325 |
| T2100103201-000 | 200 | T2300103201-000 | 168 | T3033364201-000 | 325 |
| T2100163101-000 | 200 | T2400001100-000 | 209 | T3033405050-000 | 325 |
| T2100163201-000 | 200 | T2400001160-000 | 209 | T3033506350-000 | 325 |
| T2100243101-000 | 200 | T2400001250-000 | 209 | T3403121000-000 | 310 |
| T2100243201-000 | 200 | T2400002100-000 | 209 | T3403121350-000 | 310 |
| T2106062101-000 | 245 | T2400002160-000 | 209 | T3403122000-000 | 310 |
| T2106062201-000 | 245 | T2400002250-000 | 209 | T3071090701-000 | 325 |
| T2110052101-000 | 215 | T2580011154-000 | 231 | T3071110701-000 | 325 |
| T2110052201-000 | 215 | T2580012154-000 | 231 | T3071130901-000 | 325 |
| T2111013101-000 | 205 | T2580031154-000 | 231 | T3071131101-000 | 325 |
| T2111013201-000 | 205 | T2580032154-000 | 231 | T3071160901-000 | 325 |
| T2111020101-000 | 209 | T2580081154-000 | 231 | T3071161101-000 | 325 |
| T2111020201-000 | 209 | T2580082154-000 | 231 | T3071161250-000 | 325 |
| T2111022301-000 | 233 | T3100000001-000 | 48 | T3071161301-000 | 325 |
| T2111027101-000 | 231 | T3100000001-000 | 49 | T3071201250-000 | 325 |
| T2111027101-001 | 231 | T3100000001-000 | 110 | T3071201650-000 | 325 |
| T2111027101-002 | 231 | T3100000001-000 | 165 | T3071211101-000 | 325 |
| T2111027201-000 | 231 | T3100000001-000 | 190 | T3071211301-000 | 325 |
| T2111027201-001 | 231 | T3100000001-000 | 191 | T3071211601-000 | 325 |
| T2111027201-002 | 231 | T3100000001-000 | 302 | T3071252050-000 | 325 |
| T2111028101-000 | 207 | T3100000002-000 | 49 | T3071291601-000 | 325 |
| T2111028201-000 | 207 | T3100000002-000 | 165 | T3071292101-000 | 325 |
| T2111032101-000 | 211 | T3100000002-000 | 191 | T3071322050-000 | 325 |
| T2111032201-000 | 211 | T3100000003-000 | 48 | T3071322550-000 | 325 |
| T2111032301-000 | 233 | T3100000003-000 | 110 | T3071362101-000 | 325 |
| T2111042101-000 | 213 | T3100000003-000 | 190 | T3071362901-000 | 325 |
| T2111042201-000 | 213 | T3100000003-000 | 302 | T3071402550-000 | 325 |
| T2111062101-000 | 217 | T3100000009-000 | 48 | T3071403250-000 | 325 |
| T2111062201-000 | 217 | T3100000009-000 | 49 | T3071422901-000 | 325 |
| T2111063101-000 | 217 | T3100000009-000 | 110 | T3071423601-000 | 325 |
| T2111063201-000 | 217 | T3100000009-000 | 165 | T3071483601-000 | 325 |
| T2111082101-000 | 219 | T3100000009-000 | 190 | T3071484201-000 | 325 |
| T2111082201-000 | 219 | T3100000009-000 | 191 | T3071503250-000 | 325 |
| T2111092101-000 | 229 | T3100000009-000 | 302 | T3071504050-000 | 325 |
| T2111092201-000 | 229 | T3100000010-000 | 302 | T3071634050-000 | 325 |
| T2111122101-000 | 221 | T3100000012-000 | 302 | T3071635050-000 | 325 |
| T2111122201-000 | 221 | T3100000013-000 | 302 | T3100090001-000 | 318 |
| T2111172101-000 | 223 | T3100000015-000 | 302 | T3100110101-000 | 318 |
| T2111172201-000 | 223 | T3100000016-000 | 302 | T3100120002-000 | 318 |
| T2111202101-000 | 225 | T3100000017-000 | 302 | T3100130001-000 | 318 |
| T2111202201-000 | 225 | T3100000018-000 | 302 | T3100160001-000 | 318 |
| T2111252101-000 | 227 | T3100001001-000 | 302 | T3100160002-000 | 318 |
| T2111252201-000 | 227 | T3110009902-000 | 232 | T3100200002-000 | 318 |

| Part Number | Page | Part Number | Page | Part Number | Page |
|-----------------|------|-----------------|------|-----------------|------|
| T3100210001-000 | 318 | T3105420101-000 | 320 | T3135320121-000 | 319 |
| T3100250002-000 | 318 | T3105420101-000 | 328 | T3135360101-000 | 319 |
| T3100290001-000 | 318 | T3105480101-000 | 320 | T3135400121-000 | 319 |
| T3100320002-000 | 318 | T3105480101-000 | 328 | T3135420101-000 | 319 |
| T3100360001-000 | 318 | T3105500021-000 | 328 | T3135480101-000 | 319 |
| T3100400002-000 | 318 | T3105500121-000 | 320 | T3135500121-000 | 319 |
| T3100420001-000 | 318 | T3105500121-000 | 328 | T3135630121-000 | 319 |
| T3100480001-000 | 318 | T3105630021-000 | 328 | T3161070001-000 | 324 |
| T3100500002-000 | 318 | T3105630121-000 | 320 | T3161090001-000 | 324 |
| T3100630002-000 | 318 | T3111090101-000 | 317 | T3161110001-000 | 324 |
| T3101090101-000 | 317 | T311110101-000 | 317 | T3161120050-000 | 324 |
| T310110101-000 | 317 | T3111120102-000 | 317 | T3161130001-000 | 324 |
| T3101120102-000 | 317 | T3111130101-000 | 317 | T3161160001-000 | 324 |
| T3101130101-000 | 317 | T3111160101-000 | 317 | T3161160050-000 | 324 |
| T3101160101-000 | 317 | T3111160102-000 | 317 | T3161200050-000 | 324 |
| T3101160102-000 | 317 | T3111200102-000 | 317 | T3161210001-000 | 324 |
| T3101200102-000 | 317 | T3111210101-000 | 317 | T3161250050-000 | 324 |
| T3101210101-000 | 317 | T3111250102-000 | 317 | T3161290001-000 | 324 |
| T3101250102-000 | 317 | T3111290101-000 | 317 | T3161320050-000 | 324 |
| T3101290101-000 | 317 | T3111320102-000 | 317 | T3161360001-000 | 324 |
| T3101320102-000 | 317 | T3111360101-000 | 317 | T3161400050-000 | 324 |
| T3101360101-000 | 317 | T3111400102-000 | 317 | T3161420001-000 | 324 |
| T3101400102-000 | 317 | T3111420101-000 | 317 | T3161480001-000 | 324 |
| T3101420101-000 | 317 | T3111480101-000 | 317 | T3161500050-000 | 324 |
| T3101480101-000 | 317 | T3111500102-000 | 317 | T3161630050-000 | 324 |
| T3101500102-000 | 317 | T3111630102-000 | 317 | T3165070101-000 | 322 |
| T3101630102-000 | 317 | T3115070101-000 | 319 | T3165070201-000 | 323 |
| T3105070101-000 | 320 | T3115090101-000 | 319 | T3165090101-000 | 322 |
| T3105070101-000 | 328 | T3115110101-000 | 319 | T3165090201-000 | 323 |
| T3105090101-000 | 320 | T3115120121-000 | 319 | T3165110101-000 | 322 |
| T3105090101-000 | 328 | T3115130101-000 | 319 | T3165110201-000 | 323 |
| T3105110101-000 | 320 | T3115160101-000 | 319 | T3165120111-000 | 322 |
| T3105110101-000 | 328 | T3115160121-000 | 319 | T3165120211-000 | 323 |
| T3105120021-000 | 328 | T3115200121-000 | 319 | T3165130101-000 | 322 |
| T3105120121-000 | 320 | T3115210101-000 | 319 | T3165130201-000 | 323 |
| T3105130101-000 | 320 | T3115250121-000 | 319 | T3165160101-000 | 322 |
| T3105160021-000 | 328 | T3115290101-000 | 319 | T3165160111-000 | 322 |
| T3105160101-000 | 320 | T3115320121-000 | 319 | T3165160201-000 | 323 |
| T3105160101-000 | 328 | T3115360101-000 | 319 | T3165160211-000 | 323 |
| T3105160121-000 | 320 | T3115400121-000 | 319 | T3165200111-000 | 322 |
| T3105200021-000 | 328 | T3115420101-000 | 319 | T3165200211-000 | 323 |
| T3105200121-000 | 320 | T3115480101-000 | 319 | T3165210101-000 | 322 |
| T3105200121-000 | 328 | T3115500121-000 | 319 | T3165210201-000 | 323 |
| T3105210101-000 | 320 | T3115630121-000 | 319 | T3165250111-000 | 322 |
| T3105210101-000 | 328 | T3125160111-000 | 329 | T3165250211-000 | 323 |
| T3105250021-000 | 328 | T3125210111-000 | 329 | T3165290101-000 | 322 |
| T3105250121-000 | 320 | T3125320001-000 | 329 | T3165290201-000 | 323 |
| T3105250121-000 | 328 | T3135090101-000 | 319 | T3165320111-000 | 322 |
| T3105290101-000 | 320 | T3135110101-000 | 319 | T3165320211-000 | 323 |
| T3105290101-000 | 328 | T3135130101-000 | 319 | T3165360101-000 | 322 |
| T3105320021-000 | 328 | T3135160101-000 | 319 | T3165360201-000 | 323 |
| T3105320121-000 | 320 | T3135160121-000 | 319 | T3165400111-000 | 322 |
| T3105360101-000 | 320 | T3135200121-000 | 319 | T3165400211-000 | 323 |
| T3105360101-000 | 328 | T3135210101-000 | 319 | T3165420101-000 | 322 |
| T3105400021-000 | 328 | T3135250121-000 | 319 | T3165420201-000 | 323 |
| T3105400121-000 | 320 | T3135290101-000 | 319 | T3165480101-000 | 322 |

| Part Number | Page | Part Number | Page | Part Number | Page |
|-----------------|------|-----------------|------|-----------------|------|
| T3165480201-000 | 323 | T3201630102-000 | 316 | T3229160102-000 | 314 |
| T3165500111-000 | 322 | T3209070160-000 | 313 | T3229160201-000 | 314 |
| T3165500211-000 | 323 | T3209070161-000 | 313 | T3229200102-000 | 314 |
| T3165630111-000 | 322 | T3209090160-000 | 313 | T3229200202-000 | 314 |
| T3165630211-000 | 323 | T3209090161-000 | 313 | T3229210101-000 | 314 |
| T3166070101-000 | 322 | T3209110160-000 | 313 | T3229210201-000 | 314 |
| T3166090101-000 | 322 | T3209110161-000 | 313 | T3229210301-000 | 314 |
| T3166110101-000 | 322 | T3209120102-000 | 313 | T3229210401-000 | 314 |
| T3166120111-000 | 322 | T3209120112-000 | 313 | T3229250102-000 | 314 |
| T3166130101-000 | 322 | T3209130160-000 | 313 | T3229250202-000 | 314 |
| T3166160101-000 | 322 | T3209130161-000 | 313 | T3229250302-000 | 314 |
| T3166160111-000 | 322 | T3209160102-000 | 313 | T3229250402-000 | 314 |
| T3166200111-000 | 322 | T3209160112-000 | 313 | T3229290101-000 | 314 |
| T3166210101-000 | 322 | T3209160160-000 | 313 | T3229290201-000 | 314 |
| T3166250111-000 | 322 | T3209160161-000 | 313 | T3229290301-000 | 314 |
| T3166290101-000 | 322 | T3209200102-000 | 313 | T3229320102-000 | 314 |
| T3166320111-000 | 322 | T3209200112-000 | 313 | T3229320202-000 | 314 |
| T3166360101-000 | 322 | T3209210160-000 | 313 | T3229320302-000 | 314 |
| T3166400111-000 | 322 | T3209210161-000 | 313 | T3229360101-000 | 314 |
| T3166420101-000 | 322 | T3209250102-000 | 313 | T3229360201-000 | 314 |
| T3166480101-000 | 322 | T3209250112-000 | 313 | T3229400102-000 | 314 |
| T3166500111-000 | 322 | T3209290160-000 | 313 | T3229400202-000 | 314 |
| T3166630111-000 | 322 | T3209290161-000 | 313 | T3229420101-000 | 314 |
| T3169090101-000 | 321 | T3209320102-000 | 313 | T3229420201-000 | 314 |
| T3169110101-000 | 321 | T3209320112-000 | 313 | T3229480101-000 | 314 |
| T3169120121-000 | 321 | T3209360160-000 | 313 | T3229480201-000 | 314 |
| T3169130101-000 | 321 | T3209360161-000 | 313 | T3229500102-000 | 314 |
| T3169160101-000 | 321 | T3209400102-000 | 313 | T3229500202-000 | 314 |
| T3169160111-000 | 321 | T3209400112-000 | 313 | T3229630102-000 | 314 |
| T3169200111-000 | 321 | T3209420160-000 | 313 | T3229630202-000 | 314 |
| T3169210101-000 | 321 | T3209420161-000 | 313 | T3262070001-000 | 324 |
| T3169250111-000 | 321 | T3209480160-000 | 313 | T3262090001-000 | 324 |
| T3169290101-000 | 321 | T3209480161-000 | 313 | T3262110001-000 | 324 |
| T3169320111-000 | 321 | T3209500102-000 | 313 | T3262120050-000 | 324 |
| T3169360101-000 | 321 | T3209500112-000 | 313 | T3262130001-000 | 324 |
| T3169400111-000 | 321 | T3209630102-000 | 313 | T3262160001-000 | 324 |
| T3169420101-000 | 321 | T3209630112-000 | 313 | T3262160050-000 | 324 |
| T3169480101-000 | 321 | T3211090101-000 | 316 | T3262200050-000 | 324 |
| T3169500111-000 | 321 | T3211110101-000 | 316 | T3262210001-000 | 324 |
| T3169630111-000 | 321 | T3211120102-000 | 316 | T3262250050-000 | 324 |
| T3201090101-000 | 316 | T3211130101-000 | 316 | T3262290001-000 | 324 |
| T3201110101-000 | 316 | T3211160101-000 | 316 | T3262320050-000 | 324 |
| T3201120102-000 | 316 | T3211160102-000 | 316 | T3262360001-000 | 324 |
| T3201130101-000 | 316 | T3211200102-000 | 316 | T3262400050-000 | 324 |
| T3201160101-000 | 316 | T3211210101-000 | 316 | T3262420001-000 | 324 |
| T3201160102-000 | 316 | T3211250102-000 | 316 | T3262480001-000 | 324 |
| T3201200102-000 | 316 | T3211290101-000 | 316 | T3262500050-000 | 324 |
| T3201210101-000 | 316 | T3211320102-000 | 316 | T3262630050-000 | 324 |
| T3201250102-000 | 316 | T3211360101-000 | 316 | T3300120002-000 | 318 |
| T3201290101-000 | 316 | T3211400102-000 | 316 | T3300160002-000 | 318 |
| T3201320102-000 | 316 | T3211420101-000 | 316 | T3300200002-000 | 318 |
| T3201360101-000 | 316 | T3211480101-000 | 316 | T3300250002-000 | 318 |
| T3201400102-000 | 316 | T3211500102-000 | 316 | T3300320102-000 | 318 |
| T3201420101-000 | 316 | T3211630102-000 | 316 | T3300400002-000 | 318 |
| T3201480101-000 | 316 | T3229130101-000 | 314 | T3300500002-000 | 318 |
| T3201500102-000 | 316 | T3229160101-000 | 314 | T3300630002-000 | 318 |

| Part Number | Page | Part Number | Page | Part Number | Page |
|-----------------|------|-----------------|------|-----------------|------|
| T3310010000-000 | 326 | T3510292501-000 | 320 | T3609200122-000 | 312 |
| T3310013000-000 | 326 | T3510290124-000 | 320 | T3609210101-000 | 312 |
| T3310015000-000 | 326 | T3510322002-000 | 320 | T3609210111-000 | 312 |
| T3310022000-000 | 326 | T3510320112-000 | 320 | T3609250102-000 | 312 |
| T3310028000-000 | 326 | T3510363201-000 | 320 | T3609250112-000 | 312 |
| T3310034000-000 | 326 | T3510403202-000 | 320 | T3609290101-000 | 312 |
| T3310040000-000 | 326 | T3510420114-000 | 320 | T3609290111-000 | 312 |
| T3310054000-000 | 326 | T3510480114-000 | 320 | T3609320102-000 | 312 |
| T3310079000-000 | 326 | T3510500102-000 | 320 | T3609320112-000 | 312 |
| T3310105000-000 | 326 | T3510635102-000 | 320 | T3609360101-000 | 312 |
| T3333111102-000 | 329 | T3511070701-000 | 321 | T3609360111-000 | 312 |
| T3333111112-000 | 328 | T3511091001-000 | 321 | T3609400102-000 | 312 |
| T3333121201-000 | 329 | T3511100602-000 | 321 | T3609400112-000 | 312 |
| T3333121211-000 | 328 | T3511111201-000 | 321 | T3609420101-000 | 312 |
| T3333131302-000 | 329 | T3511120702-000 | 321 | T3609420111-000 | 312 |
| T3333131312-000 | 328 | T3511120702-001 | 321 | T3609480101-000 | 312 |
| T3333161601-000 | 329 | T3511131401-000 | 321 | T3609480111-000 | 312 |
| T3333161602-000 | 329 | T3511131401-001 | 321 | T3609500102-000 | 312 |
| T3333161611-000 | 328 | T3511161002-000 | 321 | T3609500112-000 | 312 |
| T3333161612-000 | 328 | T3511161202-000 | 321 | T3609630102-000 | 312 |
| T3333202001-000 | 329 | T3511161701-000 | 321 | T3609630112-000 | 312 |
| T3333202011-000 | 328 | T3511201402-000 | 321 | T3629070101-000 | 327 |
| T3333212102-000 | 329 | T3511201702-000 | 321 | T3629070111-000 | 327 |
| T3333212112-000 | 328 | T3511212301-000 | 321 | T3629090101-000 | 327 |
| T3333252501-000 | 329 | T3511251702-000 | 321 | T3629090111-000 | 327 |
| T3333252511-000 | 328 | T3511252002-000 | 321 | T3629110101-000 | 327 |
| T3333292902-000 | 329 | T3511252302-000 | 321 | T3629110111-000 | 327 |
| T3333292912-000 | 328 | T3511292901-000 | 321 | T3629120102-000 | 327 |
| T3333323201-000 | 329 | T3511322302-000 | 321 | T3629120112-000 | 327 |
| T3333323211-000 | 328 | T3511322602-000 | 321 | T3629130101-000 | 327 |
| T3333363602-000 | 329 | T3511322902-000 | 321 | T3629130111-000 | 327 |
| T3333363612-000 | 328 | T3511363601-000 | 321 | T3629160101-000 | 327 |
| T3333404001-000 | 329 | T3511402802-000 | 321 | T3629160102-000 | 327 |
| T3333404011-000 | 328 | T3511403602-000 | 321 | T3629160111-000 | 327 |
| T3333505001-000 | 329 | T3511424301-000 | 321 | T3629160112-000 | 327 |
| T3333505011-000 | 328 | T3511484801-000 | 321 | T3629200102-000 | 327 |
| T3333636301-000 | 329 | T3511503502-000 | 321 | T3629200112-000 | 327 |
| T3333636311-000 | 328 | T3511504802-000 | 321 | T3629210101-000 | 327 |
| T3510111201-000 | 320 | T3511634802-000 | 321 | T3629210111-000 | 327 |
| T3510120124-000 | 320 | T3609070101-000 | 312 | T3629250102-000 | 327 |
| T3510130114-000 | 320 | T3609070111-000 | 312 | T3629250112-000 | 327 |
| T3510130124-000 | 320 | T3609090101-000 | 312 | T3629290101-000 | 327 |
| T3510130134-000 | 320 | T3609090111-000 | 312 | T3629290111-000 | 327 |
| T3510160102-000 | 320 | T3609110101-000 | 312 | T3629320102-000 | 327 |
| T3510161002-000 | 320 | T3609110111-000 | 312 | T3629320112-000 | 327 |
| T3510160114-000 | 320 | T3609120102-000 | 312 | T3629360101-000 | 327 |
| T3510160122-000 | 320 | T3609120112-000 | 312 | T3629360111-000 | 327 |
| T3510160124-000 | 320 | T3609130101-000 | 312 | T3629400102-000 | 327 |
| T3510161501-000 | 320 | T3609130111-000 | 312 | T3629400112-000 | 327 |
| T3510201202-000 | 320 | T3609160101-000 | 312 | T3629420101-000 | 327 |
| T3510201602-000 | 320 | T3609160102-000 | 312 | T3629420111-000 | 327 |
| T3510201502-000 | 320 | T3609160111-000 | 312 | T3629480101-000 | 327 |
| T3510212001-000 | 320 | T3609160112-000 | 312 | T3629480111-000 | 327 |
| T3510210124-000 | 320 | T3609160122-000 | 312 | T3629500102-000 | 327 |
| T3510252002-000 | 320 | T3609200102-000 | 312 | T3629500112-000 | 327 |
| T3510251502-000 | 320 | T3609200112-000 | 312 | T3629630102-000 | 327 |

| Part Number | Page | Part Number | Page | Part Number | Page |
|-----------------|------|-----------------|------|-----------------|------|
| T3629630112-000 | 327 | T3709360111-000 | 315 | T3920153201-000 | 326 |
| T3707090101-000 | 315 | T3709360121-000 | 315 | T3930010600-000 | 326 |
| T3706110113-000 | 315 | T3709400102-000 | 315 | T3930030801-000 | 326 |
| T3707130101-000 | 315 | T3709400112-000 | 315 | T3930041301-000 | 326 |
| T3707160101-000 | 315 | T3709400122-000 | 315 | T3930051100-000 | 326 |
| T3609160103-000 | 315 | T3729130101-000 | 314 | T3930101700-000 | 326 |
| T3707160113-000 | 315 | T3729160101-000 | 314 | T3930102001-000 | 326 |
| T3706200103-000 | 315 | T3729160102-000 | 314 | T3930153201-000 | 326 |
| T3707200113-Z00 | 315 | T3729160201-000 | 314 | T3105130101-000 | 328 |
| T3707210101-000 | 315 | T3729200102-000 | 314 | T3100000002-000 | 302 |
| T3609250103-000 | 315 | T3729200202-000 | 314 | | |
| T3707250113-000 | 315 | T3729210101-000 | 314 | | |
| T3707290101-000 | 315 | T3729210201-000 | 314 | | |
| T3609320103-000 | 315 | T3729210301-000 | 314 | | |
| T3707320113-000 | 315 | T3729210401-000 | 314 | | |
| T3707360101-000 | 315 | T3729250102-000 | 314 | | |
| T3706400103-000 | 315 | T3729250202-000 | 314 | | |
| T3707400113-000 | 315 | T3729250302-000 | 314 | | |
| T3707420101-000 | 315 | T3729250402-000 | 314 | | |
| T3707480101-000 | 315 | T3729290101-000 | 314 | | |
| T3707500103-000 | 315 | T3729290201-000 | 314 | | |
| T3707500113-000 | 315 | T3729290301-000 | 314 | | |
| T3707630103-000 | 315 | T3729320102-000 | 314 | | |
| T3707630113-000 | 315 | T3729320202-000 | 314 | | |
| T3709090101-000 | 315 | T3729320302-000 | 314 | | |
| T3709090111-000 | 315 | T3729360101-000 | 314 | | |
| T3709090121-000 | 315 | T3729360201-000 | 314 | | |
| T3709110101-000 | 315 | T3729400102-000 | 314 | | |
| T3709110111-000 | 315 | T3729400202-000 | 314 | | |
| T3709110121-000 | 315 | T3729420101-000 | 314 | | |
| T3709130101-000 | 315 | T3729420201-000 | 314 | | |
| T3709130111-000 | 315 | T3729480101-000 | 314 | | |
| T3709130121-000 | 315 | T3729480201-000 | 314 | | |
| T3709160101-000 | 315 | T3729500102-000 | 314 | | |
| T3709160102-000 | 315 | T3729500202-000 | 314 | | |
| T3709160111-000 | 315 | T3729630102-000 | 314 | | |
| T3709160112-000 | 315 | T3729630202-000 | 314 | | |
| T3709160121-000 | 315 | T3265090901-000 | 327 | | |
| T3709160122-000 | 315 | T3265111101-000 | 327 | | |
| T3709200102-000 | 315 | T3265131301-000 | 327 | | |
| T3709200112-000 | 315 | T3265160101-000 | 327 | | |
| T3709200122-000 | 315 | T3265161611-000 | 327 | | |
| T3709210101-000 | 315 | T3265202011-000 | 327 | | |
| T3709210111-000 | 315 | T3265212101-000 | 327 | | |
| T3709210121-000 | 315 | T3265252511-000 | 327 | | |
| T3709250102-000 | 315 | T3265252511-000 | 327 | | |
| T3709250112-000 | 315 | T3265292901-000 | 327 | | |
| T3709250122-000 | 315 | T3265404011-000 | 327 | | |
| T3709250132-000 | 315 | T3910020601-000 | 326 | | |
| T3709290101-000 | 315 | T3910030801-000 | 326 | | |
| T3709290111-000 | 315 | T3910041301-000 | 326 | | |
| T3709290121-000 | 315 | T3910102001-000 | 326 | | |
| T3709320102-000 | 315 | T3910153201-000 | 326 | | |
| T3709320112-000 | 315 | T3920030801-000 | 326 | | |
| T3709320122-000 | 315 | T3920041301-000 | 326 | | |
| T3709360101-000 | 315 | T3920102001-000 | 326 | | |

te.com

TE Connectivity, TE Connectivity (logo) and Every Connection Counts are trademarks. All other logos, products and/or company names referred to herein might be trademarks of their respective owners.

While TE has made every reasonable effort to ensure the accuracy of the information in this brochure, TE does not guarantee that it is error-free, nor does TE make any other representation, warranty, or guarantee that the information is accurate, correct, reliable, or current. TE reserves the right to make any adjustments to the information contained herein at any time without notice. TE expressly disclaims all implied warranties regarding the information contained herein, including, but not limited to, any implied warranties of merchantability or fitness for a particular purpose. The dimensions in this catalog are for reference purposes only and are subject to change without notice. Specifications are subject to change without notice. Consult TE for the latest dimensions and design specifications.

© 2017 TE Connectivity Ltd. family of companies All Rights Reserved.

1-1773869-8 05/2017 Original: WR

CATALOG

**TE Connectivity
Automation & Control**

Pfnorstr. 1
D-64293 Darmstadt
Germany
+49 6151 607 1999

te.com