



Ref. Certif. No.

HU-002187

IEC SYSTEM FOR MUTUAL RECOGNITION OF TEST CERTIFICATES FOR ELECTRICAL EQUIPMENT (IECEE) CB SCHEME

CB TEST CERTIFICATE

Product

Inverted Through Board Connectors

Name and address of the applicant

TE Connectivity Corporation
2901 Fulling Mill Road, Middletown,
Pennsylvania 17057, USA

Name and address of the manufacturer

TE Connectivity Corporation
2901 Fulling Mill Road, Middletown,
Pennsylvania 17057, USA

Ratings and principal characteristics

1), 3): 400V, 3A, 0,34-0,75mm² (22-18 AWG);
2), 4): 400V, 2A, 0,13-0,20mm² (26-24 AWG);
(see Test Report for further ratings)

Trademark (if any)

TE

Customer's Testing Facility (CTF) Stage used

Model / Type Ref.

1) 2213189-1, 2) 2213189-2,
3) 2213189-3, 4) 2213189-4
(see General product information of Test Report for
model differences)

Additional information (if necessary may also be reported on page 2)

A sample of the product was tested and found to be in conformity with

IEC 60998-2-2:2002
IEC 60998-1:2002
EU Group Differences

As shown in the Test Report Ref. No. which forms part of this Certificate

28243055 001

This CB Test Certificate is issued by the National Certification Body



TÜV Rheinland InterCert Kft., Division MEEI
H-1132 Budapest, Váci út 48/A-B
www.tuv.hu



Date: 2018-04-05

Signature:




Gabor Kassa
Gabor Kassa



Test Report issued under the responsibility of:



TEST REPORT IEC 60998-2-2 Connecting devices for low voltage circuits for household and similar purposes Part 2-2: Particular requirements for connecting devices as separate entities with screwless-type clamping units	
Report Reference No.....	28243055 001
Date of issue.....	2018-03-20
Total number of page.....	25
Applicant's name.....	TE Connectivity Corporation
Address.....	2901 Fulling Mill Road, Middletown, PA 17057 USA
Test specification:	
Standard	IEC 60998-2-2 (see also IEC 60998-1:2002)
Test procedure.....	CB Scheme
Non-standard test method.....	N/A
Test Report Form No.....	IEC60998_2_2B
Test Report Form(s) Originator.....	DEKRA certification B.V.
Master TRF	Dated 2013-02
Copyright © 2013 Worldwide System for Conformity Testing and Certification of Electrotechnical Equipment and Components (IECEE), Geneva, Switzerland. All rights reserved.	
This publication may be reproduced in whole or in part for non-commercial purposes as long as the IECEE is acknowledged as copyright owner and source of the material. IECEE takes no responsibility for and will not assume liability for damages resulting from the reader's interpretation of the reproduced material due to its placement and context.	
If this Test Report Form is used by non-IECEE members, the IECEE/IEC logo and the reference to the CB Scheme procedure shall be removed.	
This report is not valid as a CB Test Report unless signed by an approved CB Testing Laboratory and appended to a CB Test Certificate issued by an NCB in accordance with IECEE 02.	
Test item description.....	Inverted Through Board Connectors
Trade Mark.....	TE
Manufacturer.....	TE Connectivity Corporation 2901 Fulling Mill Road, Middletown, PA 17057 USA
Model/Type reference.....	2213189-1, 2213189-2, 2213189-3, 2213189-4 Details see on page 5
Ratings.....	2213189-1, 2213189-3: 400 V, 3 A, 0,34-0,75 mm ² (22-18 AWG), 2213189-2, 2213189-4: 400 V, 2 A, 0,13-0,20 mm ² (26-24 AWG)

Testing procedure and testing location:		
<input checked="" type="checkbox"/>	CB Testing Laboratory:	TÜV Rheinland InterCert Kft., Division MEEI
Testing location/ address		H-1132 Budapest, Váci út 48/A-B., Hungary
Tested by (name + signature)		László SZÁSZIK test engineer Márk LAJHÓ test technician
		 
Approved by (name + signature)		Zoltán TOKOS jr. reviewer
		
<input type="checkbox"/>	Testing procedure: TMP	
Testing location/ address		
Tested by (name + signature)		
Approved by (name + signature)		
<input type="checkbox"/>	Testing procedure: WMT	
Testing location/ address		
Tested by (name + signature)		
Witnessed by (name + signature)		
Approved by (name + signature)		
<input type="checkbox"/>	Testing procedure: SMT	
Testing location/ address		
Tested by (name + signature)		
Approved by (name + signature)		
Supervised by (name + signature)		

List of Attachments (including a total number of pages in each attachment):

Attachment to test report IEC 60998-2-2 (European group differences and national differences)

Summary of testing:

The test item passed the test specification(s) above.

1. By the manufacturer, they are special connectors, shall be used only once. The connectors shall be connected only once with the wire. Considering to this, we applied the tests rationally.
2. Their load were limited by the manufacturer compared to the rating connecting capacity of the clamping unit, and they were given a rating current.
So that, during some tests, where they shall use the test current based on the rating connecting capacity, we used the rating current, given by the manufacturer.
3. The manufacturer has provided the cross-section of the connectable wires in AWG. The tests were carried out with such wires, using the requirements for the cross-section given in mm² corresponding to the AWG cross-section. See in General product information on page 5.

Tests performed (name of test and test clause):

All relevant tests were performed.

Testing location:

TÜV Rheinland InterCert Kft., Division MEEI
H-1132 Budapest, Váci út 48/A-B., Hungary

Summary of compliance with National Differences

- The product fulfils the requirements of EN 60998-1:2004 and EN 60998-2-2:2004 in conjunction with IEC 60998-1:2002 and IEC 60998-2-2 : 2002

Copy of marking plate:
