



Test Report issued under the responsibility of:



**TEST REPORT**

**IEC 61535**

**Installation Couplers intended for permanent connection in fixed installation**

**Report Reference No** ..... : 2216740.50

**Date of issue** ..... : 2017-07-11

**Total number of pages** ..... : 24

**CB Testing Laboratory** ..... : DEKRA Certification B.V.

**Address** ..... : Meander 1051, 6825 MJ Arnhem, The Netherlands

**Applicant's name** ..... : TE Connectivity

**Address** ..... : Site H, Faraday Road Dorcan, Swindon, Wiltshire, SN3 5HH, England

**Test specification:**

**Standard** ..... : IEC 61535:2009 (First Edition) + A1: 2012

**Test procedure** ..... : CB

**Non-standard test method** ..... : N/A

**Test Report Form No** ..... : IEC61535B

**Test Report Form(s) Originator** ..... : DEKRA certification B.V.

**Master TRF** ..... : Dated 2013-01

**Copyright © 2013 Worldwide System for Conformity Testing and Certification of Electrical Equipment and Components (IECEE), Geneva, Switzerland. All rights reserved.**

This publication may be reproduced in whole or in part for non-commercial purposes as long as the IECEE is acknowledged as copyright owner and source of the material. IECEE takes no responsibility for and will not assume liability for damages resulting from the reader's interpretation of the reproduced material due to its placement and context.

If this Test Report Form is used by non-IECEE members, the IECEE/IEC logo and the reference to the CB Scheme procedure shall be removed.

**This report is not valid as a CB Test Report unless signed by an approved CB Testing Laboratory and appended to a CB Test Certificate issued by an NCB in accordance with IECEE 02.**



**Test item description** ..... : Installation couplers


**Trade Mark** ..... : 

**Manufacturer** ..... : TE Connectivity

**Model/Type reference** ..... : Nector M-Line Sealed 7 pole PCB socket

**Ratings** ..... : 20 A – 400 V~, IP67

Testing procedure and testing location:	
<input checked="" type="checkbox"/> <b>CB Testing Laboratory:</b>	DEKRA Certification B.V.
Testing location/ address .....	Meander 1051, 6825 MJ Arnhem, The Netherlands
<input type="checkbox"/> <b>Associated CB Test Laboratory:</b>	
Testing location/ address .....	
Tested by (name + signature).....	T. Cai 
Approved by (+ signature) .....	W. Huang 
<input type="checkbox"/> Testing procedure: TMP	
Tested by (name + signature).....	
Approved by (+ signature) .....	
Testing location/ address .....	
<input type="checkbox"/> Testing procedure: WMT	
Tested by (name + signature).....	
Witnessed by (+ signature).....	
Approved by (+ signature) .....	
Testing location/ address .....	
<input type="checkbox"/> Testing procedure: SMT	
Tested by (name + signature).....	
Approved by (+ signature) .....	
Supervised by (+ signature).....	
Testing location/ address .....	
<input type="checkbox"/> Testing procedure: RMT	
Tested by (name + signature).....	
Approved by (+ signature) .....	
Supervised by (+ signature).....	
Testing location/ address .....	

<b>List of Attachments (including a total number of pages in each attachment):</b>	
<b>Summary of testing:</b>	
<b>Tests performed (name of test and test clause):</b>	<b>Testing location:</b>
All applicable tests	DEKRA Certification B.V. Meander 1051, 6825 MJ Arnhem, The Netherlands
<b>Summary of compliance with National Differences</b>	
<b>List of countries addressed:</b>	
<input checked="" type="checkbox"/> <b>The product fulfils the requirements of EN 61535: 2009 + A1: 2013</b>	
<b>Copy of marking plate as an example:</b>	
 20 A – 400 V~ IP67	