

TE Connectivity Corporate Social Responsibility Report

2014

Table of Contents

1. Welcome	1
Message from Tom Lynch, Chairman and Chief Executive Officer	2
Corporate Responsibility at TE Connectivity	3
2014 Highlights	5
Trends and Challenges	7
Company Profile	8
2. Governance, Compliance and Engagement	12
3. Our People	21
4. Our Products	28
5. Our Suppliers	32
6. Environmental Sustainability	37
7. Community Impact	44
8. Awards and Recognition	50
9. Global Reporting Initiative Disclosures	51
10. Report Parameters	52

This report indexes TE Connectivity Ltd.'s Fiscal Year (FY) 2014 governance, environmental impact and social actions. TE Connectivity Ltd. may be henceforth referred to as "TE Connectivity," "TE" or "we." This document is structured to generally follow and respond to the Global Reporting Initiative framework. We also have addressed issues in response to other indices important to the interests of the company such as the Dow Jones Sustainability Index. This report is supplemented by information on our website, www.te.com.

On January 28, 2015, TE announced the proposed divestiture of its Broadband Network Solutions ("BNS") business, and the BNS business was reported as a discontinued operation of TE for its second quarter ended March 27, 2015. Revenue amounts and other data in this report are historical amounts and have not been recast to reflect the BNS business as a discontinued operation. Effective for the second quarter of fiscal 2015, TE reorganized its management and segments to better align the organization around TE's strategy and now operates through three reporting segments: Transportation Solutions, Industrial Solutions and Communications Solutions. Segment information in this report has not been recast to reflect TE's new segment structure. For additional information on discontinued operations, TE's new segment structure or recast financial information, see TE's Form 10-Q filed with the U.S. Securities and Exchange Commission on April 23, 2015 or the Form 8-K filed by TE with the U.S. Securities and Exchange Commission on March 23, 2015.

Welcome

1

Message to Our Stakeholders



Thank you for your interest in TE Connectivity, our Corporate Responsibility (CR) program and this, our fifth annual CR report. I appreciate the opportunity to update stakeholders on both our progress and challenges over the course of the past year, as well as what we expect to accomplish in the year ahead.

2014 was a very productive and exciting time for the company and the markets we serve, particularly in terms of sustainability and responsibility. We continued to lead our industry in annual revenues, made acquisitions to expand our leadership positions in several markets and, for the third year running, were listed on the Dow Jones Sustainability Index. It was a good year.

As we look forward, the megatrends of safer, greener, smarter and more connected and, of course, the Internet of Things are not only driving demand for our products, but are at the core of how we are innovating for the markets we serve. Let me give you one example: Governments, corporations and non-profit organizations are asking each other and themselves, how do we feed nine billion people who will be on the planet by 2050? For us, the future of automated farming relies on sensors, so we developed sensors that monitor crops flowing through the harvester, helping to optimize grain yield and productivity. It is one part of the answer to a very complicated problem that TE engineers are helping to solve. This kind of innovation is happening all across the company and the markets we serve every day.

In the pages that follow, you will find more about our business, our impact on the environment and the communities we serve. Most importantly you will learn more about our people. I am proud of the solutions they deliver every day, their commitment to ensuring that TE is the best it can be and that we hold ourselves accountable to making a positive difference for our futures.

I am pleased to share this report with you.

A handwritten signature in black ink that reads "Tom Lynch". The signature is fluid and cursive, with the first letters of the first and last names being capitalized and prominent.

Tom Lynch
Chairman and Chief Executive Officer

Corporate Responsibility at TE Connectivity

We believe that the only way to have a successful business over the long term is to deliver great products for our customers, to respect and reward our people, to be mindful stewards of the environment and to be good and generous neighbors. That's what being a responsible company means to TE.

TE has a reputation for delivering high-quality, innovative products that help our customers address their connectivity challenges. Our 28,109 direct and indirect suppliers are an extension of the work we do, so we make rigorous efforts to ensure they operate with the same standards we follow in the conduct of our business.

The best products can only be conceived, designed and manufactured by the best talent and we have created a work environment that gives people the resources they need to excel.


Our impact on the environment is two-fold, through our products and our own operations. For our products, sustainability is incorporated into every stage of our product life cycle — from design to disposal. Operationally, we drive to reduce waste, our energy and water consumption and our greenhouse gas (GHG) emissions.

We want our communities to thrive and therefore focus our support, including our expertise, our engaged employee volunteers and philanthropic dollars, on local organizations that are meeting community needs.

In 2010, we launched the TE Corporate Responsibility program, which promotes corporate responsibility within TE and sets our priorities:

- **Governance and Compliance**
How we ensure compliance with local, national and international regulations, adhere to the highest standards of ethics, integrity and corporate governance and manage our corporate responsibility program.
- **Environmental Practices**
How we implement management systems and practices to reduce key environmental impacts, including GHG emissions and energy use, waste and hazardous substances and water use.
- **Products**
How we develop innovative products that help our customers address the world's greatest challenges.
- **Supplier Relationships**
How we require and promote high standards for labor, health and safety, the environment and ethics in our supply chain.
- **Workplace**
How we strive towards a healthy and injury-free workplace, promote high standards of employee wellness and engagement, invest in employee talent and realize the benefits that arise from a global and diverse workforce.
- **Communities**
How we contribute to the communities where we work, including philanthropy, employee volunteerism and engagement on issues of local concern.

i For more information on our Corporate Responsibility Program, visit www.te.com/responsibility or email us at CorporateResponsibility@te.com.



2014 Highlights

Strategic Priorities

TE Connectivity is a \$14 billion global technology leader, which delivers some of today's most exciting innovations. Our connectors, systems and sensor solutions are essential in an increasingly connected world and relied upon by engineers to transport power and data.

We are working toward a future of greener vehicles, faster networks, more connected factories and smarter devices in order to redefine the possible.

As a growing, thriving business, we have set three strategic priorities:

1. Be the premier partner for our customers.
2. Attract and retain highly-engaged employees.
3. Deliver superior returns for our shareholders.

These priorities guide business and operational decisions across the company. Every year, we measure our success against them and while we are achieving key milestones, we are constantly striving to improve.



4.8%

increase in
net sales

23%

decrease in
water usage
since 2010

1,500

charitable
organizations
supported

Achievements



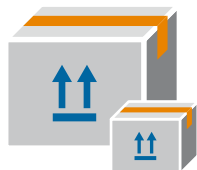
Financial

- Sales of \$14 billion
- Returned \$1.05 billion to shareholders
- Net sales increased 4.8% over FY 2013



Business

- Used acquisitions to establish TE as industry leader in sensors
- Expanded position in oil & gas and sensors markets
- Leading provider of connectivity solutions for harsh environment applications



Products

- Greener cars with LITEALUM technology, reducing wiring harness weight by up to 15 percent
- Coolbit optical engine product — the next generation of faster, 25 Gigabits per second fiber connectivity
- Named one of Thomson Reuters' Top 100 Global Innovators



Environment

- Greenhouse gas (GHG) emissions down by 25 percent since 2010
- Water usage down by 23 percent since 2010
- Established our Center of Excellence for Energy to facilitate collaboration and share expertise across our operations.



Community

- 1,500 charitable organizations supported by TE and TE Connectivity Foundation
- Volunteer hours increased from approximately 15,000 to 16,700
- 175 employees participate in TE Community Engagement Councils in more than 10 countries


Trends and Challenges

There are a number of issues that affect our company and industry. We identified three that we believe can ultimately have the biggest impact on the company:



Safer, Greener, Smarter and More Connected

Our customers and their customers want products — from automobiles to undersea fiber optics — that meet new standards of safety, environmental sustainability and interconnectivity. Our engineers are working to meet these demands, driving innovation across all of the industries we touch and resulting in significant and often critical advances in products that affect our lives every day.



Internet of Things

The Internet of Things (IoT) has been called the “third wave” of the internet. It is no longer about connecting things to the internet; it is about bringing together people, process, data and things to make networked connections more relevant and valuable than ever before. Technology infrastructure plays a key role in turning information into actions that create new capabilities, richer experiences and unprecedented economic opportunity for businesses, individuals and countries. This is another area where demand will drive innovation.



Top Talent

Our continued growth and success depends on attracting and retaining the right talent — engineers, researchers and technicians — who can lead the innovation our customers need and want. The shortage of individuals trained in science, technology, engineering and math (STEM) is well documented and while significant efforts are underway to address the need, the gaps remain and will continue to require us to compete for the best talent across the industry.

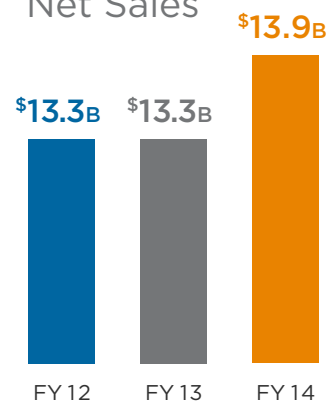
Company Profile

TE is a global technology leader in the design and manufacture of electronic connectors and systems that are changing the world by making products safer, greener, smarter and more connected.


TE Connectivity Ltd. is the parent company of the TE Connectivity group of companies. TE Connectivity Ltd.'s shares are listed and traded on the New York Stock Exchange (NYSE) under the symbol TEL.

We are organized under the laws of Switzerland. The rights of holders of our shares are governed by Swiss law, our Swiss articles of association, and our Swiss organizational regulations.

Net Sales



TE Sales by Segment IN US\$ BILLIONS, FY 14 SALES



Employees

83,000

people work for TE, including 7,500 engineers.

Operations

TE has operations in more than 50 countries*, with global sales distribution and an established manufacturing presence in more than 20 countries. We sell our products into more than 150 countries primarily through direct selling efforts to manufacturers. Also, some TE products are sold indirectly via third-party distributors.



Americas

- 10 design centers
- 38 manufacturing sites
- 27,000 employees including 2,570 engineers

Europe, Middle East, Africa (EMEA)

- 5 design centers
- 29 manufacturing sites
- 23,000 employees including 2,020 engineers

Asia**

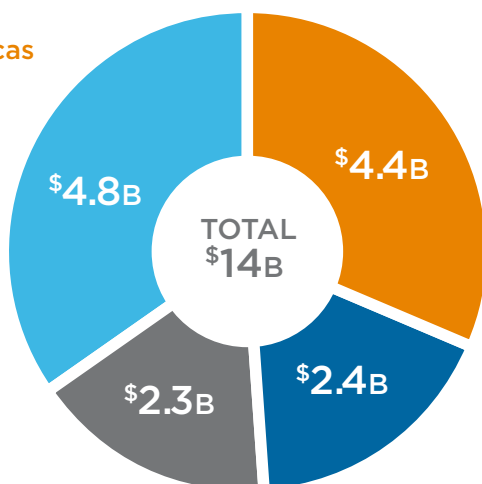
- 3 design centers
- 8 manufacturing sites
- 9,000 employees including 810 engineers

China

- 3 design centers
- 15 manufacturing sites
- 24,000 employees including 2,100 engineers

Sales by Region FY 14 SALES

Americas
 China
 Asia**
 EMEA



Total Assets

\$20,152M

at September 26, 2014

Shareholders

The number of registered holders of our common shares at November 7, 2014 was

27,211

* For a list of countries where we have manufacturing operations, see pages 24-25 of our FY 2014 Form 10-K

** Excluding China; including India

Corporate Responsibility Snapshot

	2010	2011	2012	2013	2014
--	------	------	------	------	------

Financial

Net Sales (in US millions)	\$11,681	\$13,778	\$13,282	\$13,280	\$13,912
----------------------------	----------	----------	----------	----------	----------

Governance

Percentage of employees certifying compliance with the TE Guide to Ethical Conduct	94%	99%	97%	99%	99%
Total number of ethics and compliance training sessions completed	100,818	144,537	125,155	229,468	133,830
Total number of matters reported to the Ombudsman Office	588	685	769	710	775
Total number of matters closed by the Ombudsman Office	515	669	735	772	793

Environment

Greenhouse gas emissions (metric tons CO2 equivalent)	820,705	759,323	710,557	685,484	616,712
Greenhouse gas intensity (metric tons of CO2/net sales in millions)	70	55	53	52	44
Energy consumption (electricity, heat, steam, cooling in Mwh)	1,767,317	1,676,666	1,537,071	1,563,866	1,424,470
Energy usage intensity (Mwh/net sales in millions)	151	122	116	118	102
Water usage (millions of gallons)	1,318	1,283	1,155	1,108	1,010
Wastewater (millions of gallons)	1,039	1,020	919	885	801
Hazardous waste generated (metric tons)	7,009	4,809	3,694	4,120	4,860
Materials recycled/reused (metric tons)	74,741	70,204	63,348	67,737	77,647
Other waste disposed (metric tons)	15,124	14,272	16,700	16,837	11,648

	2010	2011	2012	2013	2014
--	------	------	------	------	------

Products

Number of engineers	7,000	7,400	7,400	6,900	7,500
Research, development, and engineering dollars spent (in US millions)	\$563	\$701	\$688	\$675	\$675

Supply Chain

Total direct and indirect suppliers	34,242	31,900	31,983	28,732	28,109
Total direct material suppliers	10,946	9,485	9,642	8,908	8,288
Total indirect suppliers	23,296	21,953	22,340	19,824	19,821
Number of supplier screenings	9	143	243	252	362

Workplace

Employees at year end	89,000	94,000	88,000	90,000	83,000
Employees active on Learning Management System	11,180	16,323	21,462	33,855	17,889
Employee safety: Total recordable incident rate (per 100 employees)	0.54	0.47	0.34	0.30	0.26
Employee safety: Lost time recordable incident rate (per 100 employees)	0.26	0.24	0.14	0.14	0.12
Women in leadership positions worldwide	(note 1)	64	100	106	120

Community & Philanthropy

Corporate charitable giving (in USD)	\$1,427,332	\$2,200,045	\$2,572,837	\$3,066,766	\$2,912,152
Employee donations (in USD)	\$1,248,041	\$1,470,336	\$1,299,372	\$1,388,430	\$1,500,000
Total amount of grants made by the TE Connectivity Foundation (in USD)	\$604,534	\$529,046	\$513,695	\$649,721	\$1,064,071

1. This data was not collected in 2010.

Additional information is available in our 2014 Form 10-K and website, www.te.com.

2

Governance, Compliance and Engagement

“Our values — integrity, accountability, teamwork and innovation — define how we lead. They guide our daily decisions”

- Christine Stickler, VP, Chief Compliance Officer

Operating a successful global enterprise means holding ourselves accountable not only to our customers, shareholders, business partners and employees, but also to the communities we serve.

We know it takes more than strong financial performance and high productivity to build a great company. It also requires a strong governance structure and unwavering commitment to the highest standards of ethics and integrity, because these are the foundation for transparency, responsiveness and corporate responsibility.

Board of Directors

At TE, high ethical standards and codes of conduct are promoted at every level — starting at the top. Our Board of Directors sets the tone for the entire company and embodies our commitment to personal and professional integrity.

The Board is responsible for aligning the management of our business units with the best interests of shareholders and in a manner that is consistent with good corporate citizenship. More specifically, it is tasked with:

- Selecting and monitoring our top management
- Providing oversight for financial reporting and legal compliance
- Determining the company's governance principles
- Implementing governance policies

Together with senior management, the Board is responsible for establishing our operating values and for providing strategic direction. It provides management with guidance to ensure the highest standards of integrity and ethics are utilized throughout the organization and to put in place procedures that promote legal compliance.

Board Meetings & Governance

Our full Board meets at least four times each year. The three standing committees hold additional separate meetings. The standing committees include Audit; Management Development and Compensation; and Nominating, Governance and Compliance. These committees, which report to the full Board are composed entirely of independent directors.

The Nominating, Governance and Compliance Committee oversees TE's sustainability and Corporate Responsibility efforts.

Board of Directors

		Audit Committee	Management Development and Compensation Committee	Nominating, Governance and Compliance Committee
Thomas J. Lynch	Chairman and Chief Executive Officer, TE Connectivity Ltd. Director Since June 2007, Chairman Since January 2013			
Daniel J. Phelan	Retired Chief of Staff, GlaxoSmithKline plc Director Since June 2007		Chair	
Lawrence S. Smith*	Retired Executive Vice President and Co-Chief Financial Officer, Comcast Corporation Director From June 2007 - April 2015			
Dr. Pierre R. Brondeau**	President, Chairman and Chief Executive Officer, FMC Corporation Director Since June 2007			Chair
Dr. Juergen W. Gromer	Retired President, Tyco Electronics Director Since June 2007	Member		
Dr. William A. Jeffrey	Chief Executive Officer and President, SRI International Director Since March 2012			Member
Yong Nam	Advisor to the Chief Executive Officer, Daelim Industrial Co. Ltd. Director Since March 2012			Member
Paula A. Sneed	Chair and Chief Executive Officer, Phelps Prescott Group, LLC Director Since June 2007		Member	
David P. Steiner	President, Chief Executive Officer and Director, Waste Management, Inc. Director Since June 2007	Member		
John C. Van Scoter	President, Chief Executive Officer and Director, eSolar, Inc. Director Since December 2008		Member	
Laura H. Wright	Founder, GSB Advisors Director Since March 2014	Chair		

Committee memberships are as of June 1, 2015

* Mr. Smith passed away in April 2015.

** Lead Independent Director of the TE Connectivity Ltd. Board of Directors.

Board Composition and Independence

Our Board offers a breadth of deep experience in accounting and finance, management and leadership, vision and strategy, business operations, business judgment, crisis management, risk assessment, industry knowledge, corporate governance and global markets.

Board members must meet strict performance criteria and demonstrate the highest ethical standards and integrity, a history of achievement that reflects superior standards for themselves and others, and an ability to take tough positions while at the same time working as a team player. They must also possess a wide range of experience and knowledge.

Ten of our eleven directors that served as our directors during 2014 were independent. All directors are elected annually by a majority of votes cast at the annual general meeting, and they serve for one-year terms. Members of the Nominating, Governance and Compliance Committee are responsible for the review of all directors and committees.

Currently, there are several established procedures that exist to avoid conflicts of interest for the directors, including an annual review process to consider employment or business associations that might affect their qualification as an independent TE director.

Values

Our company is dedicated to four key values: integrity, accountability, teamwork and innovation. They serve as the foundation for a positive work environment that encourages values-based decision making and responsible business growth.

We highlight the importance of our values through proper training, multiple channels of communication and adherence to compliance policies.



Integrity

We must demand of ourselves and of each other the highest standards of individual and corporate integrity. We safeguard company assets. We comply with all laws and company policies. We are dedicated to diversity, fair treatment, mutual respect and trust.



Teamwork

We foster an environment that encourages innovation, creativity, excellence and results through teamwork. We practice leadership that teaches, inspires and promotes full participation and career development. We encourage open and effective communication and interaction.



Accountability

We honor the commitments we make and take personal responsibility for all actions and results. We create an operating discipline of continuous improvement that is an integral part of our culture.



Innovation

We recognize that innovation is the foundation of our business. We challenge ourselves to develop new and improved ideas for all that we do. We encourage, expect and value creativity, openness to change and fresh approaches.

Corporate Policies

At TE, compliance policies are rooted in our Guide to Ethical Conduct. The guide is designed to promote a common understanding of our core values, how they relate to individual employees and contribute to the success of our company.

The guide is translated into 20 languages to ensure that as the company expands to include more employees and new vendors — with diverse backgrounds, life experiences, training and perspectives — TE's core values are upheld and continually reinforced. To this end, TE's policies, newsletters, training and other ethics and compliance educational materials are also available in multiple languages.

The Guide to Ethical Conduct uses real-life examples to educate our employees on TE policies including:

- Anti-corruption
- Fair treatment and mutual respect
- Protection of confidentiality of information
- Fair competition
- Import and export compliance laws
- Environment, health, and safety
- Resources for questions and reporting misconduct

Each year, employees are trained on the contents of the Guide and asked to certify their compliance with our policies and principles.

To further promote our compliance policies, we have a full-time Chief Compliance Officer and a global compliance team devoted to education, training and enforcement. We also have a series of programs and protocols, several of which are outlined below.

Business Partner Management Program

Now in its second year, this program helps to ensure that our prospective business partners share our commitment to ethical conduct and values. As part of the program, organizations are sponsored by a TE employee, also known as a business sponsor. The sponsor oversees a mandatory vetting process led by TE, which includes the following:

- Completion of an informational questionnaire
- Review of TE's Guide to Ethical Conduct
- Completion of a compliance declaration

In 2014:



133,830

employees completed compliance training



128,977

employees completed online trainings



4,853

employees completed instructor led trainings



73,361

employees signed statements confirming their compliance

Empowering Employees to Address Non-Compliance

Because employees are responsible for upholding our core values from the day they arrive at TE, we always encourage them to ask questions about compliance issues and our company policies. Inevitably, they will come across a situation where the answer may not be clear, and we do not want someone's uncertainty to stop him or her from taking action.

In addition to training, we expect all employees to report potential non-compliance issues in a timely manner to their supervisor, to the human resources or law department or to the Office of Ombudsman. Reports are taken seriously and appropriately addressed with the oversight of the Office of Ombudsman. They can be made anonymously, where permitted by law, and may be submitted by telephone through TE's toll-free global ConcernLINE or through the ConcernNET website. As an added measure, we instruct our managers, supervisors, HR team and other internal groups to inform the Ombudsman of any possible misconduct so that all issues can be investigated and addressed quickly.

The Office of Ombudsman

The Ombudsman is an appointed TE employee. The Office of Ombudsman acts as an independent, impartial and confidential resource not only for employees, but also for suppliers, investors, customers and other third parties. The Office of Ombudsman was created so that individuals could report concerns about potential violations of the Guide to Ethical Conduct, our policies, laws, regulations, safety or ethics.

The Office of Ombudsman reports directly to the Board of Director's Audit Committee. The Ombudsman and Chief Compliance Officer regularly meet with the Compliance Committee, which includes members from TE's senior management team, to discuss compliance issues and program response.

In FY2014, the Office of Ombudsman received 775 reports. Most dealt with potential violation of company policies, conflicts of interest and general employment questions. In about half of the cases that were resolved during the year, TE took corrective actions or otherwise made improvements to the benefit of our company and our employees. Even when cases were unsubstantiated, the reporting process provided us with valuable insights and opportunities to be proactive and institute better preventive measures.

Risk Framework

Our approach to risk management is based on a comprehensive and rigorous process, designed to sustain workplace safety and promote financial security. Led by the Board of Directors, we work to evaluate every foreseeable strategic, technical and tactical risk, and balance how our decisions will affect our company, stakeholders, customers and communities. Because some risks, such as political instability, fall outside our control, we also create contingency plans to help mitigate the impact on our business.

As an added precaution, we have an Enterprise Risk Management team, which works closely with our businesses and functions to evaluate emerging risks and appropriate responses. We also have enhanced our business continuity plans to ensure that our manufacturing facilities and operations can quickly adapt to natural and man-made disasters.

Executive Compensation

When crafting a set of executive compensation programs, we focused on two core principles. The first is rewarding executives who meet individual and corporate performance objectives. The second is to attract, motivate and retain leaders who increase shareholder value and play an integral role in moving our corporate vision forward.

Our Board's Management Development and Compensation Committee (MDCC) reviews and administers the compensation and benefit programs for executive officers. Below are several important criteria the MDCC considers.

The Committee is also responsible for conducting an annual assessment of the company executive compensation policy.

The driving force behind executive stock ownership is the TE Connectivity Ltd. Share Ownership and Retention Requirement Plan, along with long-term equity awards. Beginning in FY 2014, stock ownership requirements for the named executive officers increased from two to three times base salary. The stock ownership requirements for our chief executive officer is six times base salary.

Executive Compensation Review Criteria

Performance	→	Are executives meeting the established corporate, segment or business unit measures? Who among them should be recognized for superior business unit or individual performance? Who among them should receive long-term incentives for creating long-term shareholder value, through stock options and performance stock units?
Shareholder Alignment	→	Do our long-term incentive awards — which make up a significant percentage of our executives' total compensation — closely align the interests of executives with the long-term interests of shareholders?
Appropriate Risk	→	Are executives taking an appropriate level of risk to managing businesses and achieve optimal performance?
Competition with External Talent Markets	→	How do our offerings compare with those of our competitors in key markets? Is our compensation competitive? Where appropriate, do we supplement our competitive analyses with additional indices for unique positions?
Executive Stock Ownership	→	In what ways can stock ownership be used to reward and provide incentives for strong performance by our executives?
Simplicity and Transparency	→	Can the terms of our executive compensation programs be readily understood by our executives? Are they transparent to our investors?

Global Government Affairs

TE's Global Government Affairs (GGA) team works side-by-side with public officials to shape policies and influence decisions that directly affect our business. By engaging with local stakeholders, community leaders and government partners, GGA helps us advance common goals, build positive community programs and serve the greater good. Key issue areas include:

- Tax policies
- Education
- Workforce laws and policies
- Privacy
- Cybersecurity
- Telecommunications
- Internet of Things

GGA spearheads efforts to increase TE's leadership on public policies that have an effect on innovation, competitiveness, market access and business growth — enhancing the company's opportunity to “do well by doing good.” Around the world, TE is actively involved in supporting policies that maximize the ability of TE and its employees to innovate in order to create jobs, strengthen the global economy and support competitiveness.

Political Action Committee

TE Connectivity understands that stakeholders are interested in transparency in political contributions. In the U.S., corporations are prohibited from making political contributions directly to federal candidates or political parties. The TE Connectivity Inc. PAC (TELPAC) was created in 2007 as a way for eligible employees to voluntarily support federal — and where allowed by law — state candidates who are pro-business and support TE's business objectives. These contributions are made in compliance with all federal and state laws and can be found at www.fec.gov.

TE does not make political contributions using corporate funds, nor does the company make political contributions outside the U.S.

Stakeholder Engagement

We have a wide range of stakeholders, including customers, community leaders, distribution partners, suppliers, regulators, investors and analysts, who have a vested interest in the work we do and often influence our long-term success. There are several ways we engage stakeholders, in order to keep the lines of communication open, promote accountability, address areas of concern and solicit external feedback. They include:

- Instituting social investment programs through corporate giving and through the TE Connectivity Foundation
- Developing partnerships with nonprofits, governments and non-governmental organizations
- Sustaining employee volunteerism and participation in civic councils in their local communities
- Issuing annual customer satisfaction surveys
- Issuing annual customer audits
- Initiating in-person meetings, annual reporting and tailored materials such as the Supplier Guide to Social Responsibility

We share interests with other businesses and belong to various associations that advocate public policy positions of common interest.

In 2011, TE became a signatory of the United Nations Global Compact reinforcing the company's commitment to ethical business practices and supporting the Compact's 10 universally accepted principles in the areas of human rights, labor, environment and anti-corruption.

Setting New Global Standards

As a company, we actively engage with industry associations and standards organizations around the world, such as iNEMI, TechAmerica, and China RoHS Standard Working Groups. Our goal is to help shape the development of standards and regulations that address management and control of hazardous substances.

We also support efforts to develop an industry standard data-exchange format and platform for product environmental compliance information. By adopting such a standard, the industry can significantly improve the quality of data gathered as well as lower the current administrative burden of the multiple data exchanges needed throughout the supply chain.



TE Wins Extraordinary Contribution Award from China's MIIT RoHS Standard Working Group

In October 2014, TE Shanghai was presented with the Extraordinary Contribution Award by China RoHS Standard Working Group (SWG) under the Ministry of Industry and Information Technology (MIIT). TE was recognized for its contribution to key China RoHS national and industrial standards and for providing strong technical support to the SWG through the years.

In addition to our contributions to China RoHS regulations and standards, TE was invited by SWG

to be part of an expert evaluation panel to review and approve the final draft of several standards before their publication.

Our active engagement in and contribution to China RoHS demonstrates the company's knowledge and management of product environmental compliance. This is just one more way we are solidifying our commitment to environmental protection and our reputation as a thought leader in the industry.

Our People

3

“I fundamentally believe smart organizations don’t box people in. Smart organizations recognize ideas and innovation come from anyone, anywhere, regardless what box you happen to fill on an org chart.”

- Tom Lynch, TE Connectivity Chairman and CEO

As the world becomes more connected, so do we. By interacting with others, we encounter opportunities to learn and grow, understanding that at TE, it is our differences that give us strength.

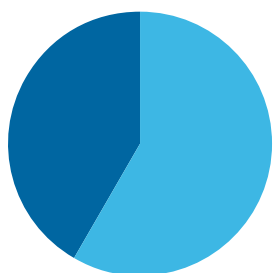
We value our employees for the unique talents they bring to the organization. And we are committed to supporting their advancement — personally and professionally — to ensure that TE is a great place to work. This means continually striving to:

- Embrace inclusion and diversity
- Support development and training
- Promote health and wellness
- Maintain a safe and healthy work environment

Approximately 70 percent of our global workforce is covered by collective bargaining agreements or otherwise represented by a trade union, works council or other employee representative body.

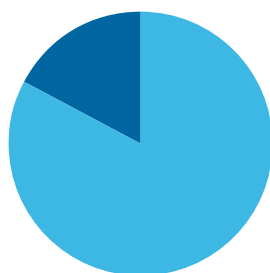
By leveraging our global scale we are able to deliver the highest levels of quality, innovation and service. Each day, we all play a role in designing, manufacturing and marketing our products to customers in countries all over the world.

Employees by gender



58.4% male
41.6% female

Leadership by gender



82.9% male
17.1% female

Regional Employee Breakdown

Americas	27,000
China	24,000
Asia*	9,000
EMEA	23,000
Total	83,000

* Excluding China; including India

In 2014 women comprised 41.6 percent of our workforce, and 17.1 percent of our leadership

Diversity in the modern workplace is more multi-faceted than ever before. Inclusion extends to populations either historically or newly marginalized throughout our societies, including groups identified by characteristics such as gender, race, ethnicity, sexual preference, physical ability or age.

The value of inclusion and diversity is widely acknowledged. A diverse and welcoming workplace is not just good for employees — it is good for business.

Embracing Inclusion and Diversity

In 2014, we enhanced company infrastructure that supports ongoing efforts and new programs to further inclusion and diversity in the workplace. Highlights of this year's inclusion and diversity initiatives include:

- **Inclusion & Diversity Week:** This global initiative is a coordinated series of live and virtual awareness-building events, held at and/or broadcast from 35 locations throughout TE. The popular program celebrates and shares the importance of inclusion to our businesses and how diversity brings growth. Discussions included:
 - Advancing women at TE
 - Business value of inclusion and diversity
 - Inclusive recruiting
 - LGBT at TE
 - Embracing differences
- **TE Women's Network and Brilliant Minds, Bright Futures:** Initiated in our EMEA region, this global network of professional women supports the advancement of women through local events, virtual sessions, roundtables and mentoring. Participants collaborate, encourage each other toward professional growth and exchange best practices so they will be more successful in the workplace.
- **TE Women's Connection on LinkedIn:** TE's LinkedIn networking group is for women currently or formerly employed by TE. The group provides networking opportunities as well as a safe forum for discussion.
- **Align at TE for the LGBT Community:** In 2014, we established TE's first employee group supporting the advancement of our LGBT community. The group, still in its development stages, conducted a well-received session during Inclusion and Diversity Week.
- **Executive Training:** Now in its second year, our diversity and inclusion awareness training for executives helps leaders understand how they may unconsciously send mixed messages across businesses, borders and cultures and how that can affect their leadership and employee engagement. Participants practice the skills of sending, receiving and interpreting messages in a manner that supports all employees to reach their fullest potential.

"Inclusion & Diversity Week gives us an important, early focal point in our journey to build a more inclusive culture through sharing ideas, listening to other perspectives, discussing important issues and thereby advancing our long-term efforts to create a better place to work."

- Peter McCue, VP Human Resources,
Industrial Solutions

Women at TE

In the U.S., TE is a leader in gender diversity among global electronics companies. Women claim a firm foothold in a diverse range of positions at TE, from factory workers and plant managers to project directors and executives.

Supporting Development and Training

Providing employees with ample tools to develop both personally and professionally strengthens individuals and businesses alike. Our programs reach beyond basic on-the-job skills to include:

- **Leadership Development:** We deliver training programs and tools that challenge leaders to grow and motivate their teams. Robust programs like TE Leadership Way are designed to provide senior leaders with the skills and resources they need to manage strategy, execution and talent. Others, such as our new global program TE Leadership Foundations, provide first-line leaders with practical tools and training related to running the business and their teams.
- **Tuition Reimbursement:** TE offers tuition reimbursement as a benefit to employees all around the world. In 2014, we dedicated more than one million dollars in support of employees working toward certifications and educational degrees.
- **Online Training:** Our current online learning management system has an enrollment of 21.9 percent with 17,889 active users throughout all levels of the company taking more than 5,000 skill-building courses.
- **Talent Mobility:** We encourage employees to take new positions in other departments across the company to share expertise across functions, roles and geographies. We've expanded our internal development opportunities such as rotational and short-term assignments.

Promoting Health and Wellness

In an effort to provide employees and their families with resources they need to stay healthy — physically, mentally and financially — we offer a variety of wellness and assistance programs, including:

- **Annual Health Risk Screening:** Every year, TE employees are invited to participate in a robust health screening to identify personal health risks. The goal of the program is to help employees maintain good health and prevent more serious health conditions. Screening participants qualify for a discount on medical plan contributions.
- **Health Management Programs:** TE provides assistance and support to employees and family members who are in need of ongoing medical treatment. The program applies to individuals who are pregnant, chronically ill, or otherwise in need of ongoing assistance.
- **Mental Health Support:** Our Employee Assistance Program is a global resource that provides professional, confidential assistance for all employees and their family members. The program helps employees address mental health issues, family and parenting concerns and financial needs.
- **Healthy Point\$ Tracker:** This points-based incentive program allows medical plan participants to earn points for completing healthy activities, such as Weight Management and Lifestyle Management Programs. Points can be redeemed, dollar for dollar, for gift cards. Employees and spouses or eligible domestic partners can each earn up to 250 points per person, per fiscal year.
- **Weight Watchers Sponsorship:** TE covers half the cost for any employee who wishes to participate in Weight Watchers Monthly Pass, Weight Watchers at Work or Weight Watchers Online.

Maintaining a Safe and Healthy Workplace

At TE, the safety and well-being of our employees isn't just a business priority — it's a deeply held value. Our commitment to a safe and healthy workplace defines our culture and the way we do business across the globe.

We believe strongly in creating a culture of safety: where each employee accepts responsibility for his or her own safety as well as the safety of others; where management demonstrates leadership in safety each and every day; and where all employees are provided with the tools, resources, and opportunities to do their jobs safely and without injury.

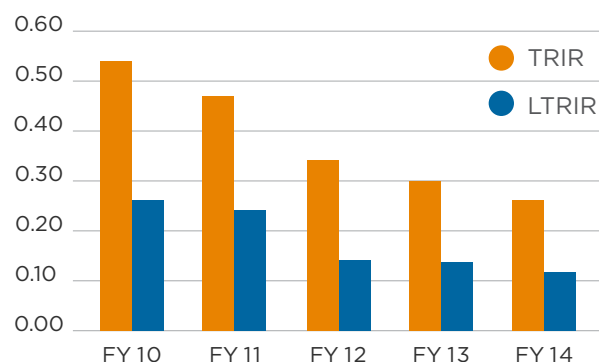
Our ongoing efforts toward reaching and sustaining an injury-free workplace include:

- Maintaining solid leadership in safety at all levels of management
- Challenging our manufacturing plant teams to achieve ongoing safety excellence through our safety management system
- Engaging employees around the world in TE safety programs
- Measuring and reporting safety outcomes as a key performance indicator valued throughout the organization

As a result of these efforts, work-related injuries and illness have been cut in half during the past five years. In 2014, our total recordable incident rate (TRIR) across all TE manufacturing plants was 0.26 incidents per 100 employees per year. The TRIR was less than half that, at 0.12 per 100 employees each year. Less than half of all reported injuries and illness cost time from work.

Almost a third of our manufacturing plants operated injury-free, while a full 50 percent of our plants completed the year with one recordable injury or less.

5 Year Safety Performance



Safety Defined:

- **Total Recordable Incident Rate (TRIR):** a measure of all work-related injuries and illnesses (that are considered more significant than requiring just first-aid treatment) per 100 employees working a 40-hour workweek.
- **Lost Time Recordable Incident Rate (LTRIR):** a subset of the TRIR measuring only those injuries and illnesses that result in the employee losing time from work due to the incident. It is considered a measure of incident severity.

Leadership:

There has been a strong emphasis on safety since the first day we became an independent publicly-traded company in 2007. Leadership at all levels of the company has consistently championed safety, helping create a deeply rooted "culture of safety." Our culture of safety ensures that business is always conducted with respect for the safety and well-being of each and every employee, contractor, and visitor.

Employees:

In 2014, we focused on more deeply engaging individual employees in our vision of the injury-free workplace. The TE Behavioral Safety Program provides training, tools, and opportunity for employees to better care for their own safety and the safety of others.

“Keeping our employees, contractors, customers and visitors safe at TE requires not just flawless execution on the fundamentals of compliance, systems, measurement, programs and training; but in engaging with our employees, inviting them to share and participate, and giving them the tools necessary to succeed in creating our culture of safety.”

- Kevin Beaty, Corporate Safety Director

As part of the program, employee volunteers receive specialty training in safe and at-risk behavior observation skills, effective ways to engage and communicate with others, and essential feedback and follow-through techniques. Employees share safety concerns and ideas for improvement, which are handled personally by the volunteer observer or escalated through our tiered accountability system for priority action. The overall process and quick follow through back to the affected worker bolsters confidence in our safety program. Employees are more engaged and nearly everyone is thinking personally about safety.

- **Safety Assessment for Effectiveness (S.A.F.E.):**

Our safety management system uses best-in-class operating methods and well-established measures for safety quality. It covers 18 fundamental elements of effective safety management and includes four critical program modules on the activities in a TE plant that are most likely to lead to serious injury (control of hazardous energy, fall protection, machine guarding and powered industrial trucks). In total, there are more than 100 questions. The combined score of all elements and modules represents an important view of progress towards safety excellence.

- **TE Operating Advantage Program (TEOA):**

Our internal rating program is designed to drive continuous improvement and operational excellence. Safety is a key performance indicator and sites cannot advance in the TEOA program without proven success in safety, as measured by TRIR. The program also applies to leaders throughout the organization. The process is rigorous, but leadership across TE has seen the benefits of a strong safety culture and embraced continuous safety improvements.

The Bottom Line

Safety isn't a management-only responsibility. Employees have a stake in creating an injury-free workplace, but they need to know that their opinion and skills are valued before they will engage. Once unleashed, the power of employee engagement can create an extraordinary customer experience for everyone.



Applying an Extraordinary Customer Experience (ECE) Model to TE's Workplace Safety

Creating an extraordinary customer experience, or ECE, is a key focus across all functions and all departments at TE. When it comes to safety, we consider our employees to be our most important customers. And in 2014, our main business segments, individual sites and manufacturing plants took this concept to heart.

We emphasized full employee involvement at work, play and home. Employees' children visited plants on designated days of the year to see and learn how their parents keep themselves and others safe at work. The events were just one way that employees began to see their responsibility to promote workplace safety and reinforce the notion that their own families count on them and their colleagues to come home safely every day.

- Our team in Menlo Park, CA used employee perception surveys to develop an engaging, self-governing system for improving the site's safety programs. This program will likely spread to other sites in 2015 and beyond.
- At German automotive plants, Woert and Dinkelsbühl, employees drew a connection between "internal customers" and external ones. They found that what an external customer values — personal attention, responsiveness, quality, and quick delivery — is no less valued by internal customers, especially when it comes to safety.
- At our Brno manufacturing plant in the Czech Republic, managers were pleasantly surprised by the number of employees who volunteered to participate in safety teams, projects and promotions. After seeing a decline in performance, site leaders ramped up efforts to invest in and improve the safety program. The workforce took notice of management's commitment to change, and once employees believed the change in management was real and sustained, they were eager to participate.

4

Our Products

“Our engineers are building innovative products, materials, systems and solutions that our customers rely on, working every day to deliver a future that is safer, greener, smarter and more connected.”

- Rob Shaddock, Chief Technology Officer and Executive Vice President

TE partners with top companies from the world's fastest-growing industries. We design and manufacture more than 500,000 unique product offerings, including the circuits, sensors, wires, tubes, connectors, switches and filters that are found in your cell phone, computer, washing machine and automobile.

We build systems and solutions that engineers rely on to transport power and data and help to solve the biggest connectivity challenges in new and creative ways. Together, we are working toward a future of smarter devices, greener vehicles, faster networks, and connected factories — because we know that every connection counts.

Industries We Serve

- Aerospace, Defense & Marine
- Appliances
- Automation & Control
- Automotive
- Data and Devices
- Data Center
- Data Communications
- Energy
- Hybrid & Electric Mobility Solutions
- Industrial
- Industrial & Commercial Transportation
- Internet of Things (IoT)
- Intelligent Buildings
- Lighting
- Medical
- Networking
- Rail
- Solar
- Subsea Communications
- Test & Measurement
- Wearables
- Wireless

Sustainability

We strive to follow the motto: “Reduce, reuse, recycle.” From the materials we choose to our manufacturing processes to the disposal of outdated materials and equipment, sustainability is always a factor. It is considered at every interval and within each stage of our product development, fabrication and distribution life cycle.

In 2014, we continued to focus attention on how we choose our materials — being more cognizant of the volumes we order and more conscious about our impact on the environment. For the third consecutive year, TE Connectivity was named one of Thomson Reuters' Top 100 Global Innovators and succeeded in proving to ourselves and to our customers that protecting the earth and growing our business interests are not mutually exclusive.

Product Stewardship

Nearly all of our global product lines are compliant with the 2011/65/EU Directive on the Restriction of the Use of Certain Hazardous Substances in Electrical and Electronic Equipment, commonly referred to as RoHS 2. Our remaining product lines are in industry segments, such as military and aerospace, where RoHS compliant products are currently neither required nor, in most cases, accepted.

We also focused on Registration, Evaluation, Authorization, and Restriction of Chemicals (REACH) with dedicated programs and resources to address the increasing legislative requirements as well as business continuity concerns. Currently, less than one percent of our products contain any of REACH's 151 Substances of Very High Concern (published through December 2013). We continue to work with our customers to develop substitutions to ensure that those substances will be removed from TE products well before their respective sunset dates.

TE also makes substantial efforts to reduce the use of halogens (including PVC) and phthalates.

i A list of our key products and the end markets we serve can be found on page one of our FY 2014 Form 10-K.

Research and Development

Our commitment to ongoing research and development goes far beyond a strong financial investment. We are better positioning the company to meet the challenges of mobility and integration in an increasingly more connected world. Our key research and development areas include robotics, smart factories, advanced materials, additive manufacturing and digital engineering.

Advanced development is the norm across all our business units, pushing next-generation technologies to stay ahead of changing trends. Our global team of engineers and innovation leaders collaborate regularly to use connectivity solutions from one industry to solve challenges in another. This approach combines broad exposure and expertise and makes TE the worldwide leader in connectivity with:

7,500 engineers around the globe

18,000+ patents granted or pending

25% of sales from new products introduced over the last three fiscal years

\$675M invested in R&D and engineering in FY 2014

Understanding the Lifecycle

Using our Product Environment Compliance Management System, we continued to integrate our business processes to reduce environmental affects throughout the lifecycle of our products. The management system, based on the IEC QC080000 industrial standard is a supplement to the TE Global Quality Management System framework, and supports the TE Global Product Environmental Compliance Policy.



Saving Precious Metals with Smart Technology

Through our Operational Material Productivity program, our engineers developed a new “three-track die” concept for stamping that can significantly reduce the amount of precious metals used in our products. It saves valuable drop-off, or wasted material, so that gold plating is used only where it is needed.

With the previous two-track tool, the pin material was an endless tin wire plated in gold which was not necessary for the function of the contact. The endless wire was fit to each product so gold and other materials were consistently wasted during production. The new concept replaced the endless wire with post-plated single pins.

Because the gold was not functionally necessary for the contact, our engineers saw an opportunity to remove the gold from the welding area of the pin, which is located under the contact spring. By processing selective post-plated pins together with contact body and spring in one die, we can save 35 percent of the gold consumed annually.



Partnering with ubitricity to Create More Charging Stations for Electric Cars

Electric cars are a smart, green transportation choice. However, refueling them represents a major challenge to electric mobility. Currently, there are too few charging stations to supply a growing number of electric cars, and the limited number that exist are expensive, stationary charging posts in inconvenient locations with complicated electronics.

Electric car drivers need weatherproof, vandal-proof charging points in public areas, where the electrical supply is already present, such as lamp posts. If the car driver brings the electricity meter integrated into the charger (or the vehicle) for calculating electricity use with them to the charging point, it would be possible to cheaply install a dense network of sockets, without having to pack expensive “intelligence” into every charging post. This would help all those who do not have their own parking spaces.

In partnership with start-up business ubitricity, TE is pursuing such a strategy. We are packing miniaturized mobile electricity meters and wireless communication technology into the charging cable, which e-drivers will then take along with them. Now, no matter which ubitricity system socket the driver connects their vehicle to, the charger electronics identify the location, measure the electricity consumed and provide the chosen energy supplier with online notification of the consumption. A pilot project is already underway in Berlin.

This procedure means that an employee can use their employer’s car park as a daily charging point, for example, if it is equipped with ubitricity charging sockets. This concept represents an attractive alternative, as ubitricity sockets are much more cost-effective than a conventional charging point.



Using Nickel as an Alternative to Cadmium

In 2014, in response to new environmental regulations, we expanded our offering of cadmium-free products and introduced new RoHS-compliant black zinc-nickel plating and RoHS-compliant nickel-PTFE plating. Both materials offer the same level of electrical performance, harsh environment protection and temperature ranges as cadmium finishes and are ideal for a variety of applications including next-generation harsh-environment

vehicles, electric drive vehicles, aerospace, mass transit, automotive, communications equipment and power generation.

Our design engineers are increasingly being asked to create products that cannot fail and TE has been a pioneer in developing products and techniques for helping ensure uninterrupted power, data and signals, under any circumstance.

5

Our Suppliers

“Our impact extends to the suppliers and service providers we work with every day, which is why TE is committed to forming relationships with those who uphold the same values and standards as we do.”

- Jennifer Prisco, Global Supply Chain Counsel

Our impact on the environment, our people and our communities does not end at our doors, but extends across the chain of suppliers and service providers that help us meet our customers' needs. TE is committed to operating with a socially responsible supply chain, forming relationships with suppliers who uphold the same values as we do.

Guide to Supplier Social Responsibility

Our Supplier Social Responsibility (SSR) Program is based on international standards of human rights, sustainability and social responsibility, including the guiding principles of the Organization for Economic Co-Operation and Development (OECD) and the U.N. Global Compact.

Supply Chain

FY 2014

Total direct and indirect suppliers	28,109
Total direct material suppliers	8,288
Total indirect suppliers	19,821
Number of supplier screenings	362

For clarity and transparency, we have developed TE's Guide to Supplier Social Responsibility. Potential suppliers are required to acknowledge these universal principles and recognize them as a requirement of doing business with TE.

TE is committed to:

- Rejecting corruption and unfair business practices
- Promoting environmental sustainability and a healthy work environment
- Improving working conditions by prohibiting forced, harsh, or inhumane treatment and discrimination of supplier employees
- Encouraging diversity through programs that enable socially and economically disadvantaged groups to become part of our supply chain

Our Guide to Supplier Social Responsibility requires suppliers to align with expected standards for a wide range of issues including:

- Air Emissions
- Dormitory and Canteen
- Emergency Preparedness
- Environmental Permits and Reporting
- Export/Import Controls
- Freedom of Association
- Freely Chosen Employment
- Hazardous Substances
- Humane Treatment
- Forced Labor/Human Trafficking
- Industrial Hygiene
- Machine Safeguarding
- Management Systems
- Non-discrimination
- Occupational Injury and Illness Reporting and Investigation
- Occupational Safety
- Physically Demanding Work
- Pollution Prevention
- Resource Reduction
- Product Content Restrictions
- Proprietary and Confidential Information
- Recordkeeping and Financial Controls
- Risk Assessment
- Conflict Minerals
- Substance-Free Workplace
- Proper Use of TE Property
- Wages and Benefits
- Waste Disposal
- Wastewater and Solid Waste
- Working Hours
- Young Workers (Child Labor)

Ensuring TE Suppliers are Socially Responsible

TE has a multi-step process to align suppliers with our SSR guidelines and ensure socially responsible practices throughout our supply chain. First and foremost, suppliers are required to review TE's Guide to Supplier Social Responsibility and then formally agree to the guidelines.

- **New Suppliers Acknowledgment of TE's Suppliers Guide to Social Responsibility:** As part of our selection process, all new suppliers are systematically informed of TE's Guide to Supplier Social Responsibility and agree to comply with the guidelines for all TE suppliers.
- **Existing Suppliers Acknowledgment of TE's Suppliers Guide to Social Responsibility:** We conduct regular supplier screenings and independent corporate responsibility audits to validate our suppliers' continuing alignment to our sustainability guidelines. Since the inception of our Supplier Social Responsibility program, TE has reached out to designated suppliers where no formal acceptance of TE's Guide to Social Responsibility was captured. All suppliers must now comply with the guidelines even those who established a relationship with the company before the guidelines existed.

To ensure suppliers are adhering to TE's Supplier Social Responsibility guidelines, TE conducts regular screenings and audits to make certain suppliers continue to comply with the guidelines.

- **In-Depth Supplier Screenings:** Supplier screenings include an in-depth discussion on sustainability practices, a supplier screening questionnaire and a TE onsite screening of sustainability indicators. In 2014, we performed screenings to reinforce the importance of sustainability and to identify sustainability improvement opportunities within the supplier's worksite.

In 2014, TE professionals personally advanced the message of sustainability with 362 suppliers, a 44 percent increase over 2013 efforts. Since 2011, we have completed a total of 1,000 screenings in over 30 countries.

- **Independent Third Party Auditing:** We employ independent service providers with expertise in sustainability auditing to conduct rigorous onsite corporate social responsibility audits of selected suppliers. Our audit program aligns with internationally recognized industry standards. Audits include assessment of management systems, health and safety, wages and hours and labor and environmental conditions. Every audit includes a debriefing of the results with the supplier's management team conducted by the independent auditor. These discussions include an overview of the supplier's responsibility strengths and opportunity areas. Where applicable, suppliers receive recommendations for improvement and a suggested improvement plan timeline. In 2014, TE conducted 32 initial audits and 21 follow-up audits to assure corrective action plans were completed and remediation sustained. Since the beginning of our audit program in 2011, a total of 168 supplier audits have been completed. Suppliers must maintain a solid performance against global benchmarks and correct unfavorable audit results regardless of the severity. By working with suppliers to understand the problems, correct the findings and understand the root cause, we will drive TE's goal of building a world class supply chain.
- **Validation Efforts:** The following chart reflects the overall efforts the SSR Program has achieved in validating supplier's compliance to our values and principles. The third party audits are conducted by an outside company supporting TE's efforts. The supplier screening is completed by both internal TE procurement personnel and supplier personnel.

ANNUAL ACTIVITY	2011	2012	2013	2014
Third Party Initial Audits	21	31	39	32
Third Party Follow-up Audits	0	12	12	21
Supplier Screenings	143	243	252	362
Total	164	286	303	415

Recent examples of audit findings include:

- A facility with blocked fire exits. The corrective action plan resulted in the removal of blockages from all exits.
- Management used monetary deductions to discipline employees. Corrective action plan caused supplier to abolish the practice.
- Supplier did not allow workers a day off each week. Corrective action plan educated facility managers to local labor law which allows workers to have one day off a week.

Continuous Improvement and Remediation

We continue to define and offer incentives for improvement. Working in partnership with our suppliers to find solutions is key, including remediating instances of non-compliance and investing in suppliers' management capabilities. Remediation can include, among other activities:

- TE and suppliers working together to create a corrective action plan
- Monitoring progress toward an implementation plan
- Termination of relationships when serious compliance issues are not corrected

In 2014, suppliers found to be out of compliance faced direct and immediate consequences for inaction and required to either provide a corrective action plan or submit to a follow up audit. In instances where a follow-up audit was not automatically scheduled, TE's SSR team reviewed action plans to determine the robustness

of corrective actions. If TE did not agree the plan addressed audit findings appropriately, a follow-up audit was performed.

In 2014, TE's focus on continuous improvement translated into a 72 percent re-audit rate of our suppliers initially audited in 2012 and 2013.

Responsible Sourcing: Avoiding Conflict Minerals

Conflict minerals include columbite-tantalite, also known as coltan (used to form tantalum), cassiterite (tin), gold, wolframite (tungsten) or its derivatives determined to be mined in areas of armed conflict or human rights abuses, or financing conflict in the Democratic Republic of the Congo (DRC) and adjoining countries. The U.S. Securities and Exchange Commission (SEC), under Section 1502 of the Dodd-Frank Wall Street Reform and Consumer Protection Act, requires companies to perform due diligence on the source and chain of custody of conflict minerals contained in their products.

TE Connectivity uses these regulations to guide the implementation and maintenance of our conflict minerals program which includes the following principles:

- TE strives to have a socially responsible supply chain and is committed to sourcing products and materials from non-conflict sources.
- TE expects that its suppliers have due diligence processes in place to identify the source of the conflict minerals contained in their products, and that those sources do not support conflict and violations of human rights.
- TE provides information and guidance to suppliers with underdeveloped processes, to increase supply chain transparency throughout the world and into the DRC and surrounding regions.
- TE provides all suppliers identified under the SEC regulations with a Reasonable Country of Origin Inquiry. This survey must be completed in order to ensure continued eligibility for doing business with TE. Based on the survey results, TE may require additional information from suppliers in order to determine the source of its conflict minerals.

Localization

Buying materials close to the facilities where they will be used has a positive impact on the environment and communities in which we do business. By shortening transportation distances, we can reduce fuel consumption, transportation costs and lead times for our customers.

In 2014, we took several actions to improve our localization efforts, including:

- Increased localization in Mexico and Eastern Europe through more supplier development and sourcing activities
- Increased our share of local supplier content in products that were released in India
- Incorporated more suppliers into our new product development process in all regions of the world

Our efforts were highly effective. We increased our low cost localization efforts by nearly 2 percent last year. Our overall localization percentage globally is greater than 87 percent. This means TE contributed more than \$4 billion to the regional economies where we work around the globe.

TE as a Supplier and Our Customer Corporate Responsibility Requests

Being committed to corporate responsibility in our operations and our supply chain also means that TE is dedicated to being a responsible supplier for our customers. As a supplier, we respond to sustainability and corporate responsibility questionnaires from customers and industry groups. These questionnaires are used by our customers to determine whether a third-party SSR audit is needed. These audits come in a variety of ways, sometimes as a two-day onsite audit focused purely on corporate responsibility or part of a more comprehensive customer audit. We take these audits seriously and use them to further improve systems and processes at all our facilities.



Partnering with Suppliers to Raise \$175,000 for the American Heart Association

Maintaining a strong relationship with our suppliers allows us to be partners in sustainability and in social responsibility overall, bettering the communities in which we work. In July 2014, TE Connectivity employees, suppliers and other business partners joined together to raise \$175,000 — an increase of \$75,000 over 2013's event — for the American Heart Association (AHA) in the second annual TE Executive Golf Challenge in Pennsylvania.

A silent auction was added this year, using many items donated from TE, TE suppliers and other partners and raised more than \$24,000. All money raised went to the AHA for heart disease and stroke awareness, prevention and research programs.

TE Connectivity supports the AHA in the U.S. with company participation in more than 20 Heart Walks at locations across the country. The company also contributed more than \$212,000 in corporate donations to the AHA as a signature sponsor. TE has been recognized for four years as a Platinum Fitness Company by the AHA and conducts fundraising and heart disease and stroke awareness seminars throughout the U.S.

Environmental Sustainability

6

*“The engineering spirit — our desire
and need to solve problems —
motivates us to continuously improve
our planet and our operations.”*

- David Rupnik, Chief Technology Officer and VP, Appliances

One of the most important connections we have is with our planet. TE's impact on the environment is both through the products and services we provide, as well as through our own facilities and business operations. In both, we are committed to environmental responsibility and sustainability.

Our company passion for finding innovative solutions is evident in our environmental efforts related to our operations: we are successfully reducing our GHG emissions, our waste and wastewater and improving our facilities to make them greener.

TE was named to the 2014 Dow Jones Sustainability North America Index for the third consecutive year — a recognition that we believe is a clear indication of our commitment to achieving responsible results.

What We Have Achieved

FY 2014 VS FY 2010

GHG emissions (absolute)	-25%
GHG emissions (per \$ sales)	-35%
Sulfur hexafluoride (SF6) emissions	-59%
Water Usage	-23%

Environmental Goals

Across the company, we're constantly striving to be better. We seek innovative technologies and techniques that will allow us to be more environmentally sustainable. Here's what we hope to achieve:

- Continue to reduce our energy usage and GHG emissions throughout our operations and in our core manufacturing processes
- Reduce water usage at our locations in "water-stressed" areas
- Integrate environmental impact reductions into our core manufacturing processes. We also will be adopting a new set of sustainability goals for FY 2016 and beyond.

Our Products

We are committed to making every TE product as "green" as can be, from its conception to its eventual disposal. We've made all information on materials in our products transparent and easily accessible through compliance information and technical and material safety data. TE has significantly reduced the presence of lead and other hazardous materials in our products, and we are actively supporting the electronics industry initiative on the reduction of halogens in electronic equipment. We also work with customers on product design in order to make recycling easier.

Our Operations

We consistently strive to reduce the environmental impact of our operations.

The chart below contains data on our 2014 environmental activities:

GHG emissions (metric tons CO ₂ equivalent)	616,712
GHG intensity (metric tons of CO ₂ /net sales in millions)	44
Energy consumption (electricity, heat, steam, cooling in Mwh)	1,424,470
Energy usage intensity (Mwh/net sales in millions)	102
Water usage (millions of gallons)	1,010
Wastewater (millions of gallons)	801
Hazardous waste generated (metric tons)	4,860
Materials recycled/reused (metric tons)	77,647
Other waste disposed (metric tons)	11,648

Our Approach

There are four critical elements to our environmental improvement efforts:

1. Regularly reviewing our environmental footprint
 - the environmental impact of our operations
 - to identify areas where we have the greatest opportunity for improvement.
2. Setting high expectations for environmental performance and ensuring our plants and facilities have the resources, systems and support needed to meet those expectations.
3. Measuring and reporting our performance, both internally and externally.
4. Engaging our employees around the globe in our sustainability efforts.



ISO 14001 Certifications

More than half of TE's manufacturing sites have their environmental management systems (EMS) certified to ISO 14001 by third parties. To achieve certification, a facility must demonstrate that its EMS identifies significant environmental impact, sets goals and targets, and has a robust system for evaluating performance. Evaluation systems require corrective actions as needed and check the status of compliance on an ongoing basis in a way that continually improves performance.

TE sites without third-party certification have environmental management systems that include most of the key elements of the ISO 14001 standard, including aspects analysis, measurement and management review, checking and corrective actions and self-assessments.

Where We Go Next

We will continue our environmental improvement with a focus on the following:

1. Continue to review our environmental footprint, measure and report our performance, and seek additional opportunities to reduce our impact.
2. Deploy proven methods to reduce energy and GHG emissions throughout our operations.
3. Identify ways to reduce water consumption in our operations with a focus on water-stressed regions.
4. Develop new and creative ways to engage more of our employees in sustainability.
5. Increase office recycling and look for opportunities for increasing our already high rate of factory recycling.
6. Implement environmental improvements in our core manufacturing processes.

GHG Emissions

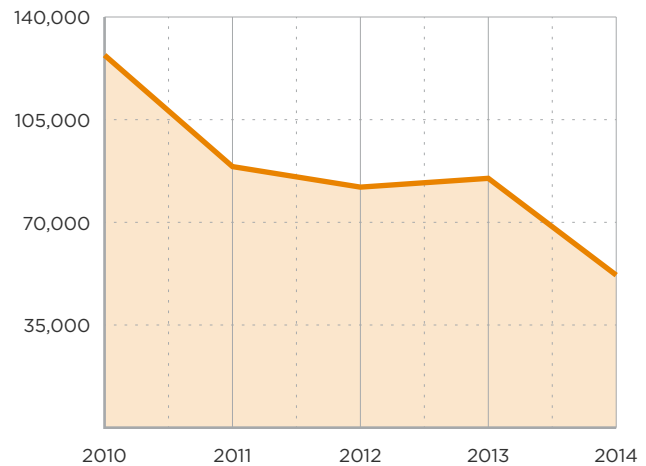
TE is committed to doing its part to address the global challenge of climate change. We have been comprehensively measuring our GHG emissions since 2009. Since then, we have built our commitment to GHG reductions into our operations by:

- Measuring our energy usage and GHG emissions at more than 150 significant locations around the world
- Installing recovery systems at TE's electron beam sites to minimize releases of SF6, a potent greenhouse gas
- Conducting audits of energy usage at our sites, focusing on our highest-use sites
- Tracking and evaluating audit findings and site-initiated energy projects using a company-wide database
- Establishing energy standards for site equipment and systems

Overall, we reduced our GHG emissions by 25 percent by the end of 2014 compared to 2010, even when including the additional GHG emissions from significant ADC and Deutsch acquisitions. Our GHG emissions per dollar of sales revenue have dropped 37 percent since 2010.

- Adding an energy and GHG emissions focus to teams responsible for each of our major processes (plating, compounding beaming and tubing, molding, stamping, and assembly)
- Establishing energy teams at our sites
- Communicating with employees at all sites regarding energy consumption, GHG emissions, and opportunities for reductions
- Our latest initiative is to increase the deployment of proven reduction measures at all of our plants around the world — through our "Energy Center of Excellence" described in the following section.

GHG Emissions from SF6 MT CO2e



SF6 Gas Reduction

Electron beaming enables us to create heat-shrink materials used by our customers to ensure safe electrical connections in a variety of challenging environments. Because the beaming process requires very high voltage, we have to use an electrical insulator to ensure the process is safe. The insulator we use is SF6 gas — the only effective insulator for this process (and one that is widely used in high-voltage applications). But SF6 is also a potent greenhouse gas. When we turned our focus to GHG reductions, we quickly realized that we could achieve significant reductions in GHG emissions if we were more diligent in reducing SF6 leaks and releases.

Using our expert engineers and technicians around the world, we were able to not only reduce releases, but to improve the manufacturing process as well.

Between 2010 and 2014, we achieved a 59 percent reduction in GHG emissions associated with SF6. And now we have challenged ourselves to do even better.

Energy Reduction

Energy usage accounts for roughly 90 percent of our total Scope 1 and 2 GHG emissions, so reducing our energy usage is essential to reducing our greenhouse gas emissions. We have invested in large scale solar installations and high-efficiency compressed air systems, and we have implemented hundreds of smaller energy-saving projects. Some of these projects are as simple as installing occupancy sensors for lighting, better controlling how much space we heat and cool or reducing hot water temperatures. The combined impact of all of these projects is significant; we have reduced energy usage by 19 percent since 2010, and on a sales adjusted basis, we have reduced by 30 percent.



TE Wohlen (Switzerland) Supports Bike to Work Program

Twenty-eight employees from TE's Wohlen Switzerland plant participated in the city's bike to work program, and TE is actively supporting the effort. With these employees cycling to work rather than driving, they saved around 1.5 tons CO₂ (and burned around 160,000 calories). TE provided a new parking area with bike friendly mounts, weather protection and opportunities to charge employees' electric bikes. TE also provides participants in their first year with personalized helmets, and then in the following years employees are provided with equipment such as bike computers and air pumps.

Energy "Center of Excellence" Helps Reduce Energy Use

As a company, we have created "Centers of Excellence" (COEs) to improve processes that are used throughout TE, but in different parts of our business. These COEs facilitate collaboration and the sharing of expertise and best practices throughout our operations. They are a key method for raising our expectations for safe, efficient and sustainable operations. In 2014, we added an Energy COE.

As with our other COEs, the Energy COE has developed "Ready to Deploy" projects. These projects have already been successfully deployed at one or more of our locations. Our current goal is to have all operating locations adopt and implement these energy saving projects. We have set expectations, provided training and technical support and are tracking our progress.

Our six Ready to Deploy energy projects are:

1. Upgrading to More Efficient Lighting
2. Recovering Waste Heat From Air Compressors and Other Equipment
3. Automating Lighting Controls
4. Establishing a Site Energy Champion and an Effective Energy Team
5. Detecting and Repairing Leaks in Compressed Air Piping and Systems
6. Installing Equipment Shutoff Mechanisms and Establishing Shutdown Procedures

We expect to increase deployment of these projects throughout TE, and we'll be adding other projects to the Ready to Deploy list as we go forward.



TE SubCom — Riding the Tide to Greener Ships

As in other areas of our business, employees are the key to reducing our global footprint. TE SubCom's engineers and crew have not only found ways to decrease energy consumption at sea, they are also reducing power usage when the ships are docked and on standby for repair and maintenance work. TE's Global Sentinel, for example, has reduced power usage while at shore by 2,032 kwh hours per day versus usage several years ago. This has been achieved by crew members regularly looking for ways to reduce power consumption, including:

- Developing standard work routines that allow the vessel to reduce power while staying ready to deploy
- Installing LED lights in spaces that need to be illuminated at all times for safety
- Moving light switches close to doors to be turned off easily
- Securing ventilation dampers in unoccupied rooms to allow slower fan speeds and still supply ample air flow for occupied rooms
- Securing doors in colder months in efforts to keep heat in the living spaces, and adjusting dampers to maintain a balance between fresh air intake and reheating of air
- Running air conditioning intermittently during summer months

Energy use is monitored regularly and the crew's efforts are reviewed weekly. With continuous reminders and training, all crew members are aware of power consumption and do their part to reduce.

Water

Protecting and conserving water is crucial to all of us. By reducing our water usage and the amount of wastewater generated from our operations, we can reduce our environmental impact.

Water Usage

Although TE's operations are not water-intensive, we are very aware of the need to reduce consumption wherever we can. In addition to measuring and reporting our usage since 2009 and achieving significant reductions, we recently initiated a focus on reducing our usage in areas defined as "water stressed" by the U.N. Environment Program and the World Resources Institute.

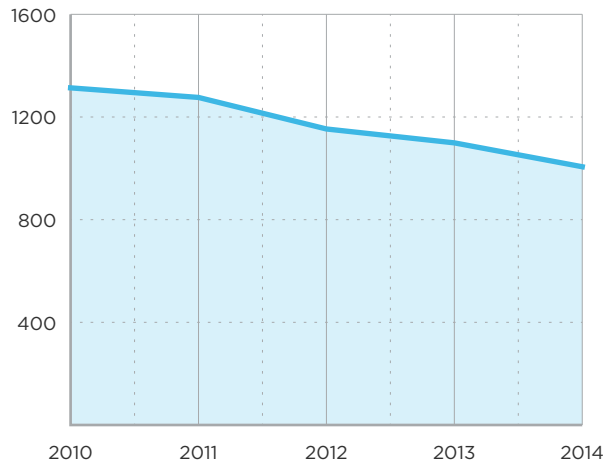
TE uses water for sanitary and manufacturing processes. Two of our manufacturing processes — electroplating of connectors and other metal parts, and extrusion of plastic materials — historically have required large quantities of water for rinsing and cooling. Some of our water conservation efforts have focused on these processes.

As far back as the 1990s we began to close loop plating lines at many manufacturing facilities. Closed looping means we use advanced treatment processes to reuse water. Currently, about a quarter of our plating facilities use closed loop plating and closed loop technology is our preferred approach for all new plating lines and significant improvements in existing lines.

Similarly, we have reduced water usage for extrusion cooling by reducing flow volumes and recycling cooling water where feasible. By recycling this cooled water, we reduce usage and reduce the amount of energy we use for cooling.

Due to our ongoing conservation efforts, we have reduced our water usage by 23 percent since 2010.

Water Usage (millions of gallons)



Wastewater

We have wastewater discharges associated with both our manufacturing processes and sanitary uses. In 2014, our operations discharged 801 million gallons of wastewater, a 23 percent decrease from 2010.

Currently, eight of our 27 plating facilities incorporate zero wastewater discharge technology, and in those that do not, we have found other ways to reduce wastewater volumes. Using advanced wastewater treatment systems, not only are we able to reduce the amount that we discharge, we are also able to discharge wastewater that is significantly cleaner than what applicable regulations require.

Waste and Recycled Materials

Zero waste is our long-term goal. We are constantly seeking to re-engineer our products, our production processes and our support processes to use raw materials more efficiently. While we have been reducing raw material usage wherever we can, we also seek to recycle wherever possible as an alternative to disposal. In 2014, we recycled 87 percent of our (non-hazardous) waste materials, essentially the same percentage that we've been recycling for the past four years. In this same time period, we decreased the volume of hazardous waste we disposed of by 31 percent.

While a recycling percentage of 87 percent is good, there is opportunity for improvement. We believe that recycling programs are an excellent way to more fully engage our employees in our environmental sustainability initiatives overall. So, in 2014, we established cross-business recycling teams to promote the sharing and implementation of recycling best practices across our company. We will report on the results of these efforts next year.

Greening of Our Facilities

Whenever TE constructs or renovates a building, we incorporate sustainability into the plan. In the past year, we constructed new buildings in China, Thailand and Mexico, and have renovated buildings in Pennsylvania and North Carolina. Our new plant in Suzhou, China is LEED-certified. And even for locations where we have not obtained certification, we still incorporate LEED design criteria into our work.

Here are a few examples of what have we done:

- Reduced energy usage with changes in HVAC, lighting, windows and wall insulation
- Reduced water use by installing low flow plumbing fixtures, automated flush valves and water faucets, and by using drought-resistant plants in landscaping
- Reduced paper use per year just by setting default of copier to double-sided
- Recycled our trash collected through central recycling locations
- Incorporated of materials with recycled content into our buildings, such as ceiling tile, carpet and floor tile, countertops and light fixtures

We are using low or zero volatile organic compounds adhesives and paint as part of our efforts to safeguard our employees' health and better protect the environment.

7 Community Impact

“For us, vibrant, thriving communities are not only critical for our employees but are core to the ongoing success of our business.”

- Susan Wallace, Human Resources Director, Global Application Tooling

TE is committed to building strong, vibrant communities everywhere we operate. To us, healthy communities are not only critical to our employees but are at the core of successful businesses.

For several years, we have developed community investment and engagement programs that address the unique needs of our communities to determine ways we can have the most impact. Our community investment and engagement program, which includes corporate giving, employee volunteer efforts and the TE Connectivity Foundation, strives to achieve the following:

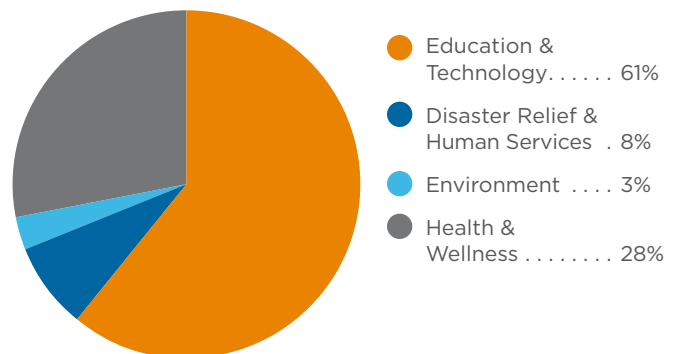
- Increase employee engagement through participation in community efforts.
- Have a positive impact on social issues important to TE, the community and our employees.
- Increase public awareness and understanding of the business of TE as well as the contributions we make to our communities in which we do business.

	2014	2013
Corporate Charitable Giving	\$2,912,152	\$3,066,766
Employee Donations	\$1,500,000	\$1,388,430
TE Connectivity Foundation	\$1,064,071	\$649,721
Totals	\$5,476,223	\$5,104,917

Focus Areas

Community efforts are aligned with our core values — integrity, accountability, teamwork, and innovation — in four general areas: Education and Technology, Disaster Relief and Human Services, Environment and Health & Wellness.

2014 Corporate Giving



Governance

TE's corporate giving includes all monetary and voluntary contributions made by the company. We focus our grants in regions of the world with the highest concentration of TE employees. We have established Regional Community Councils to facilitate corporate grant making, donations and volunteerism worldwide. These Councils, overseen by the TE Community Giving Board, review requests, ensure alignment with TE focus areas and follow up with recipient organizations to ensure that donated funds are used appropriately and charitable goals are achieved. In 2014, Regional Community Councils oversaw local grant making, fundraising and volunteer projects for more than 200 charitable organizations worldwide.

Employee Engagement Programs

Matched Employee Giving: In the U.S., TE Connectivity offers a dollar-for-dollar match for donations made by eligible employees to approved 501(c)(3) nonprofit organizations. Donations may be a minimum of \$25 per organization and up to \$10,000 total per employee each calendar year.

In 2014, we matched approximately \$1.5M in employee donations to approximately 1,200 approved nonprofit organizations.

Dollars for Doers: The Dollars for Doers program amplifies the impact of employee volunteer efforts in the U.S. and Mexico. Under the program, funds are distributed to eligible nonprofit organizations where employees volunteer. We donate \$10 for each employee volunteer hour, up to \$1,000 per year, per employee and \$50 per hour for volunteer teams of three or more employees, up to \$5,000 per year, per team.

The Dollars for Doers program has increased employee engagement in community efforts. Participation in the program doubled from 2013.

In 2014 employees volunteered 16,700 hours and TE donated \$167,000 to 90 organizations throughout the U.S. and Mexico as part of this program.

Community Involvement Award

Two years ago, we created the Community Involvement Award. Employees and nonprofit partners nominate employees for recognition of exceptional volunteer service. Award winners receive a \$1,000 grant for the charity of their choice.

In 2014, four individuals were selected for the outstanding contributions they have made to their communities and for demonstrating TE's community objective: to empower employees to make an impact by actively connecting with each other and their local communities around the world.

Frank Gentile, Middletown, Pennsylvania, USA, American Heart Association (AHA)

Due to Frank's leadership skills and enthusiasm for helping others over the past two years he has helped raise an astounding \$280,000 to help with heart disease and stroke research and prevention. In addition to his work with the AHA, Frank is a member of the TE-United Way Committee and is involved with the Four Diamonds Fund at the Penn State Hershey Medical Center.

Mariana Quiroz Lerma, Guaymas, Sonora, Mexico, Casa Franciscana Guaymas

Mariana is relatively new to TE but during her first eight months, she organized volunteer activities and coordinated five regional project grants for organizations that include treatment and clinical trials for cancer patients, hearing aids for children, food supplies for a family shelter home, and the remodeling and donation of educational equipment for a public library in Guaymas.

Lucy Zhu, Jianhong Liang and Freedom Zhu, China, Jinji Lake Half Marathon & Children's Healthcare Initiatives

Lucy, Jianhong and Freedom helped recruit and organize 224 TE colleagues at three locations — TE Auto Suzhou, TE Auto Shanghai and TE Dongguan — to participate in the Jinji Lake Half Marathon. In addition, they led support of children's healthcare initiatives including an annual blood drive. In 2014, the three employees organized a blood drive that resulted in 195 volunteers donating 49,700 milliliters of blood for children with blood diseases, helping to save up to 15,000 lives.

Raj Rajkumar, Bangalore, India, Divine Light Trust for the Blind

Raj has led many community programs in India, including the very successful “Bin it Bengalaru” program that brought dozens of TE employees out to perform in flash mobs to raise awareness around environmental conservation. This campaign raised funds for the education and support of disabled and underprivileged children through collection of dry recyclable waste.

TE Connectivity Foundation

The TE Connectivity Foundation is a trust operating exclusively for charitable, scientific, literary or educational purposes within the meaning of section 501(c)(3) of the Internal Revenue Code. Though governed by TE employees, the Foundation is a separate entity that acts independently of the company.

The Foundation provides grants to U.S. organizations that qualify as nonprofits. Grants are awarded in geographic areas of the U.S. where TE has a significant employee population, to organizations whose services fall under one or more of our four focus areas and align to our core values of integrity, accountability, teamwork and innovation.

In 2014, the TE Connectivity Foundation awarded \$1,064,071 to 157 qualified nonprofit organizations throughout the U.S.

Grant recipients this year included the Harrisburg Area Community College (HACC) Foundation, DiscoverE and Penn State Hershey Children's Hospital in Hershey, Pennsylvania.

Harrisburg Area Community College Foundation:

The TE Connectivity Foundation donated more than \$30,000 to establish the new 3D print lab. The lab benefits HACC students studying science, technology, engineering and math (STEM) by increasing the number of opportunities for HACC students to work with their own designs and build physical models. HACC and TE Connectivity have enjoyed a partnership for almost three decades, specifically benefiting students in STEM education. HACC also relies on TE Connectivity professionals to advise their faculty on industry trends and help HACC to shape the curriculum to meet workforce demands.

DiscoverE: The TE Connectivity Foundation has been supporting DiscoverE (formerly known as the National Engineers Week Foundation) and Engineers Week with grants since 2008, and gave \$40,000 to support this year's activities. TE's Regional Community Giving Councils are leading local, national, and international efforts to help TE employees engage with several STEM non-profits.

Penn State Hershey Children's Hospital: Every year, Penn State Hershey Children's Hospital in Hershey, Pennsylvania is a destination for hope and healing for thousands of children and their families. As the only Level One pediatric trauma center between Philadelphia and Pittsburgh, the hospital serves among the most populous rural regions in the nation, with more than a million children in its referral area.

Disaster Relief and Human Services

Supporting Mexico's Red Cross: When life threatening floods swept through several Mexican communities, TE employees quickly responded. Volunteers from TE Juarez collected and delivered food supplies to the Red Cross for distribution to the affected populations. Nearby, TE's Juarez Praderas facility funded supplies for 23 ambulances serving the Northern Chihuahua area.

TE Pontoise, France: Employees supported the collection and donation of goods for the people of Benin. Thanks to the TE Community Giving Council, the transportation costs of the container from France to Benin were covered.

United Way: In Mexico and the U.S., TE partnered with local United Way organizations to conduct workplace giving campaigns. This year, employees from the U.S. and Mexico donated more than \$282,000 to United Way organizations in both countries.

- United Way's 21st Annual Day of Caring drew TE volunteers from both the U.S. and Mexico. In the U.S., 180 Harrisburg, Pennsylvania employees joined 1,750 other participants in 13 United Way community service projects. TE's volunteers represented the largest delegation at the event.
- In a creative fundraising effort, employees in the U.S. and Mexico worked as partners to raise funds for the United Way. Participating teams designed, built and decorated 24 custom pine wood racecars. Race day, held at the Juarez Bermudez "International Circuit," was broadcast to TE facilities throughout both countries.

More about TE's community program's guidelines and current activities can be found online at www.te.com/responsibility.



Environment

- **Beach and Park Cleanups:** TE employee volunteers gathered at beaches and national parks around the world to clean up litter and to raise awareness of the need for environmental stewardship in their communities. In Mexico, TE Empalme volunteers, family and friends joined with children from a local youth shelter to conduct a beach cleanup. By including families and local at-risk children, employees hoped to help strengthen the spirit of environmentalism within their community. And in Taiwan more than 40 TE colleagues joined more than 800 other volunteers from local corporations and school clubs to remove more than two tons of debris on International Beach Clean-Up Day. Plastic bottles and caps, snack-food packaging, plastic bags and Styrofoam were among the most frequently found items at cleanups.
- **Tree Planting:** In coordination with Haribon Foundation, TE Philippines employees joined the ROAD 2020 (Rainforest Organizations and Advocates) to plant indigenous trees in Buhay Punlaan. Employees did seed propagation, soil bagging, potting, weeding, root pruning, watering and hardening of seeds. The goal of Buhay Punlaan is for everyone to learn and experience the full process behind restoring our forests.
- **Solar Retrofitting:** A TE Community Giving grant awarded by TE Juarez Bermudez provided funds to purchase solar paneling for a neighborhood shelter. "El Manantial" offers housing, food, medical services and support to the local disabled community. The shelter, which serves 43 families, is now powered by free and clean solar energy.
- **TE India & Samarthanam Trust For the Disabled:** The "Bin It Bengalaru" program raised funds for the education and livelihood of disabled and underprivileged children by organizing a dry waste collection & recycling drive from all major corporations. The aim of the campaign was to reach local corporations and create awareness about the importance of responsible dry waste recycling. The collection drive included all kinds of dry waste, such as paper, plastics, e-waste and metal. The revenue generated by the recycling was contributed to Samarthanam Trust's program for education and livelihood opportunities for people with disabilities.

Health and Wellness

The American Heart Association: TE Connectivity employees, families, vendors and suppliers across the U.S. joined together again to raise money for the AHA and to raise awareness of heart disease and stroke prevention. Heart Walks and fundraising events set new records in 2014:

- TE employees and their families, suppliers and customers donated a total of \$590,646
- TE ranked number five in AHA's Corporate Top-Ten sponsors, up three places from 2013

The program's success is attributed to the continued focus on companywide Heart Walks, in addition to new programs like Hands-Only CPR and the TE Executive Golf Challenge fundraiser, now in its second year.

Education

Technical Education: TE Connectivity entered into a three-year agreement with the Suzhou Industry Park Institute of Vocational Technology ("IVT") in July 2014 to improve IVT's capacity to groom qualified technical employees. TE has donated stamping machines to equip a "TE workshop" at the IVT to offer students first-hand experience of advanced manufacturing. In addition TE offers scholarships to recognize the outstanding academic achievements of students and faculty members, and financial aid to assist disadvantaged students in completing their studies. In May 2015, TE will also offer internship opportunities for students who are interested in pursuing a career in the electronics manufacturing sector.

FIRST: FIRST is a global program centered on science, technical and robotics competitions, including FIRST Robotics Competition, FIRST Tech Challenge and FIRST Lego League. TE and the TE Connectivity Foundation partnered with FIRST during the 2014 season to sponsor 25 teams across the country for a total of \$121,357 in grants. Many of the teams had a mentor from a local TE facility — a major time commitment that is crucial to the success of the team. The FIRST mission aligns with TE's philanthropic goal of supporting and inspiring the next generation of engineers while also providing employee engagement opportunities.



TE Mexico

When asked to speak about community efforts in Mexico, Bernardo Escudero barely contains a sparkling smile. The new coordinator for the country's social investment projects has every right to his enthusiasm. In 2014, TE Mexico exceeded its annual philanthropy goals and grew employee participation in community engagement activities by 63 percent.

In 2014, TE Mexico contributed roughly 1,781 volunteer hours, organized six successful blood drives and made more than \$300,000 in charitable donations.

TE Mexico utilizes the Executive and Regional Community Council network as well as onsite committees to coordinate, review and promote community engagement activities countrywide. While this structure supports a healthy community service program, Bernardo attributes TE Mexico's success to two key factors: executive buy-in and a community-centered engagement strategy.

"We wouldn't be where we are today without ongoing Executive commitment," says Bernardo. "Our Director of Operations and HR Resources Manager have been engaged in social investment projects for at least ten years, so the culture of community service is already deeply embedded here." Bernardo was hired to focus exclusively on social investment projects and to expand the program.

Not long into his tenure, Bernardo noticed that enhancing the social aspects of community service activities increased employee engagement. The observation has evolved into a countrywide, community-centered engagement strategy. "When we invite family members to participate, we go as a community, not just a company. We have also begun to invite participation using social media, so anyone in the community can show up at TE volunteer workdays. We are trying to create a community movement, and it's working very well for us."

8 Awards and Recognition

In 2014, we were honored to be recognized by a variety of organizations for our business practices, product innovation and environmental stewardship:

- 2015 World's Most Ethical Company by the Ethisphere Institute*
- 2014 Excellence in Sustainability Award by Cisco
- Green Supplier of the Year Award by Yazaki
- ACE Award for Marketing Team of the Year
- TE China Wins Asset Asian Award for Cash Management Excellence
- TE Aerospace, Defense & Marine's Extraordinary Customer Experience Earns Award from MBDA UK
- LITEALUM Team Wins Transportation Solutions' Patent of the Year Award
- TE Recognized by JDA as Winner of a 2014 Real Results Award
- TE Wins "Strong Sustainability" Award from EDN
- SEACON (Europe) Ltd Wins Queen's Award for Enterprise in International Trade
- TE Consumer Devices Recognized for Innovation with 2014 China Annual Creativity in Electronics (ACE) Award
- TE Connectivity Named to Dow Jones Sustainability North America Index for the Third Consecutive Year
- TE Wins Extraordinary Contribution Award from China's MIIT RoHS Standard Working Group
- TE's Aerospace, Defense and Marine business unit Awarded "Most Improved Supplier of the Year" by Honeywell Aerospace
- TE SubCom Honored for Third Consecutive Year with Thomas Edison Patent Award
- TE Automotive in Brazil Earns Third Consecutive Supplier Awards from GM
- TE was recognized by Philadelphia VIP as a 2014 Corporate Finalist for the Justice William J. Brennan, Jr. award for its work providing services to VIP clients in the Philadelphia area

* Awarded based on TE's work in 2014 to promote ethical business standards and practices internally, as well as exceed legal compliance minimums and shape future industry standards.

9 Global Reporting Initiative Disclosures

As noted earlier, we have used the Global Reporting Initiative 4 as a guide in preparing this report. The chart below includes the topics covered that align with G4 and where they are initially addressed in this report or other corporate resources.

Strategy and Analysis	5
Organizational Profile	8
Material Issues	7
Report Profile	52
Governance	13
Ethics and Integrity	16
Economic Performance	8
Market Presence	8
Suppliers Practices	33
Environment	38
Energy	41
Water	42
Emissions	40
Effluents and Waste	43
Products and Services	29
Labor and Management Relations	22
Occupational Health and Safety	25
Training and Education	24
Diversity and Equal Opportunity	23
Labor Practices	16, 22
Society	45
Corporate Giving	45
Employee Engagement	46
The TE Connectivity Foundation	47
Awards	50

10 Report Parameters

About This Report

Our Corporate Responsibility Report provides an overview of TE Connectivity activities related to environmental, social and governance issues and the commitments made as a signatory of the U.N. Global Compact.

This is our fifth annual report and it aims to present pertinent information about the global business of TE Connectivity and subsidiaries for our fiscal year which ran from September 28, 2013 to September 26, 2014, unless stated otherwise.

On January 28, 2015, TE announced the proposed divestiture of its Broadband Network Solutions ("BNS") business, and the BNS business was reported as a discontinued operation of TE for its second quarter ended March 27, 2015. Revenue amounts and other data in this report are historical amounts and have not been recast to reflect the BNS business as a discontinued operation. Effective for the second quarter of fiscal 2015, TE reorganized its management and segments to better align the organization around TE's strategy and now operates through three reporting segments: Transportation Solutions, Industrial Solutions and Communications Solutions. Segment information in this report has not been recast to reflect TE's new segment structure. For additional information on discontinued operations, TE's new segment structure, or recast financial information, see TE's Form 10-Q filed with the U.S. Securities and Exchange Commission on April 23, 2015 or the Form 8-K filed by TE with the U.S. Securities and Exchange Commission on March 23, 2015.

We use the Global Reporting Initiative (GRI) G4 Sustainability Reporting Guidelines to help guide the development of this report. This report should be reviewed alongside the 2014 TE Connectivity Annual Report, where we provide additional facts, figures and analysis. Additional corporate information can be found on our corporate website www.te.com. Details about our corporate responsibility policies, activities and performance are available at www.te.com/responsibility.

A team from across TE Connectivity corporate functions was responsible for drafting the report. TE's EH&S was responsible for the collection of environmental performance data.

Teams embedded across our business lines and corporate functions, including HR, Government Affairs, and the TE Connectivity Foundation collected the non-environmental data. The accuracy of the data was reviewed and validated in accordance with our internal practices.

Looking Ahead

It is our objective to continue to improve upon our CR reporting with clarity and transparency each year and to focus on areas most relevant to our business and of greatest concern to our stakeholders. In this report we have added information that we believe will provide greater insight into the scope and scale of our operations as well as the business results of 2014.

In 2015, we are working on three key areas of improvement:

1. **Goals:** Establish more specific goals, both short-and long-term, in our core areas: governance and compliance, environmental practices, products, supplier relationship, employee development and community investment. The goals will allow us to better track our progress and make decisions on where we need to focus resources and attention.
2. **Materiality:** Formalize and expand our material process to capture both internal and external feedback on issues materiality to our business as well as the industry.
3. **External review:** Institute an external review of our report next year, working with issue area experts who can provide feedback on the strength of our reporting and counsel on where we can continue to improve.

Thank you again for your interest in TE Connectivity. We appreciate your feedback on this report. Please contact us by sending an email message to CorporateResponsibility@te.com.



TE Connectivity Ltd.
Rheinstrasse 20
CH-8200 Schaffhausen
Switzerland
+41.0.52.633.66.61
www.te.com

TE Connectivity, TE,
TE connectivity (logo),
Coolbit and LITEALUM
are trademarks.
Rev. 3-12