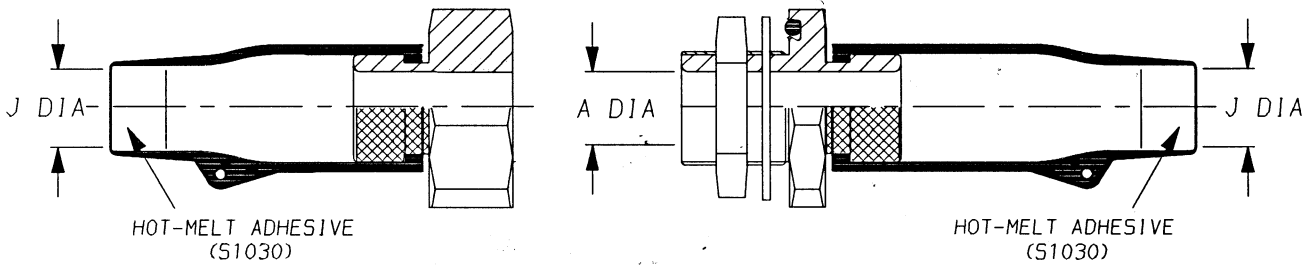
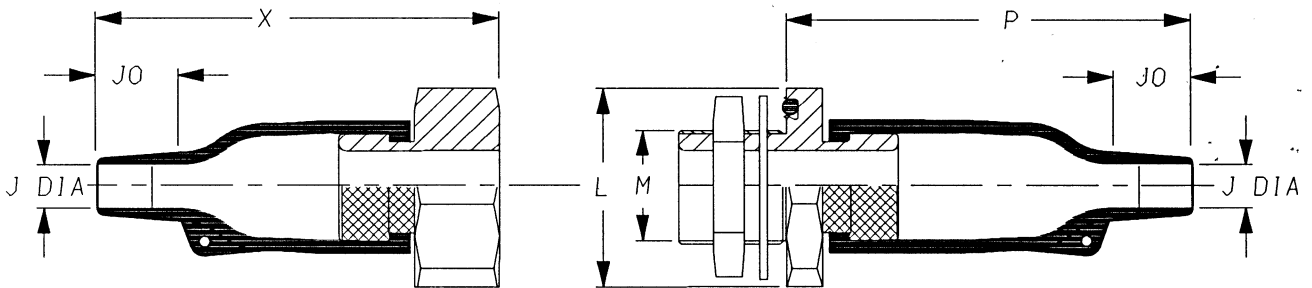


TCFS-**-***-1**-100AH
See over for Part Numbering System

a) Part as supplied.



b) Part after unrestricted recovery.



KITS TO INCLUDE CLEANING TISSUE, 1 PIECE 100 GRIT EMERY CLOTH.

KIT TO BE USED IN CONJUNCTION WITH TCFS INSTALLATION PROCEDURE.

Dimensions (in millimetres)

PART No.	A	J		M	A/F	L	X	P	JO
	min	min a	max b	THREAD	Nut	NOM	±10% b	±10% b	Ref b
TCFS-12	7.4	11	5.7	M12 x 1.5	17	24	49	43	9
TCFS-16	10.1	15	6.0	M16 x 1.5	22	29	56	60	12
TCFS-20	14.1	19	7.2	M20 x 1.5	27	34	60	72	17
TCFS-24	19.1	23	8.5	M24 x 1.5	30	38	73	85	20
TCFS-30	24.1	29	10.0	M30 x 1.5	36	47	72	104	21
TCFS-36	30.1	35	15.8	M36 x 1.5	41	52	103	135	39
TCFS-48	40.1	45	16.9	M48 x 1.5	55	67	143	175	52

Copyright (!)

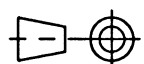
The copyright in this drawing is the property of Tyco Electronics UK Ltd. The drawing is issued on the condition that it is not copied, reproduced or disclosed to a third party, either in whole or in part without the prior written consent of Tyco Electronics UK Ltd.

Drawn A.LILLEY. Checked *[Signature]* Issue 7 Date September 2004 Conforms to ISO Recommendations

Approval
Design *[Signature]*

MKTG. *[Signature]* Q.A. *[Signature]*

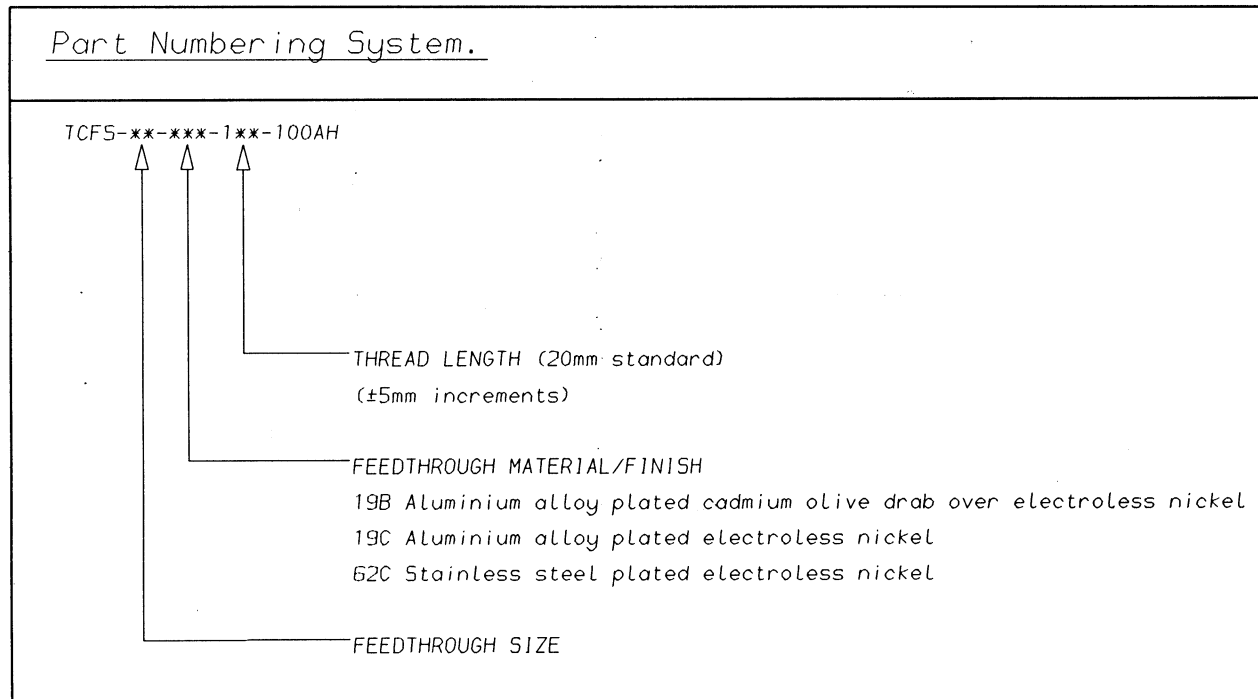
3rd Angle Projection
Not to Scale



Raychem	Specification Control Drawing	Part Number
		TCFS-**-***-1**-100AH Issue 7

Details of Revisions			
Iss.	Date	E.C.R. No.	Details of Change
2	August 1991	H0044	L was %
3	November 1991	H0044	Xb was 39 on s/s 12
4	November 1992	H0125	L was 48 on s/s 48
5	December 1996	H0295	P was 31 on s/s 12
6	April 2000	CR00-HM-0005	All P dims changed
7	September 2004	CR00-HM-0005	All P dims changed (above not actioned)

Materials		
Component	Description	Colour
Moulded part	(-100) Zero Halogen	Black



Tyco electronics UK Ltd. Faraday Road, Swindon, Wiltshire, SN3 5HH England Telephone: (01793) 528171 Fax: 572516	Tyco electronics Corporation 300, Constitution Drive, Menlo Park, CA 94025 USA Telephone (650) 361-3860 Fax: (650) 361-5579
Cage Code K1010	Cage Code 06090