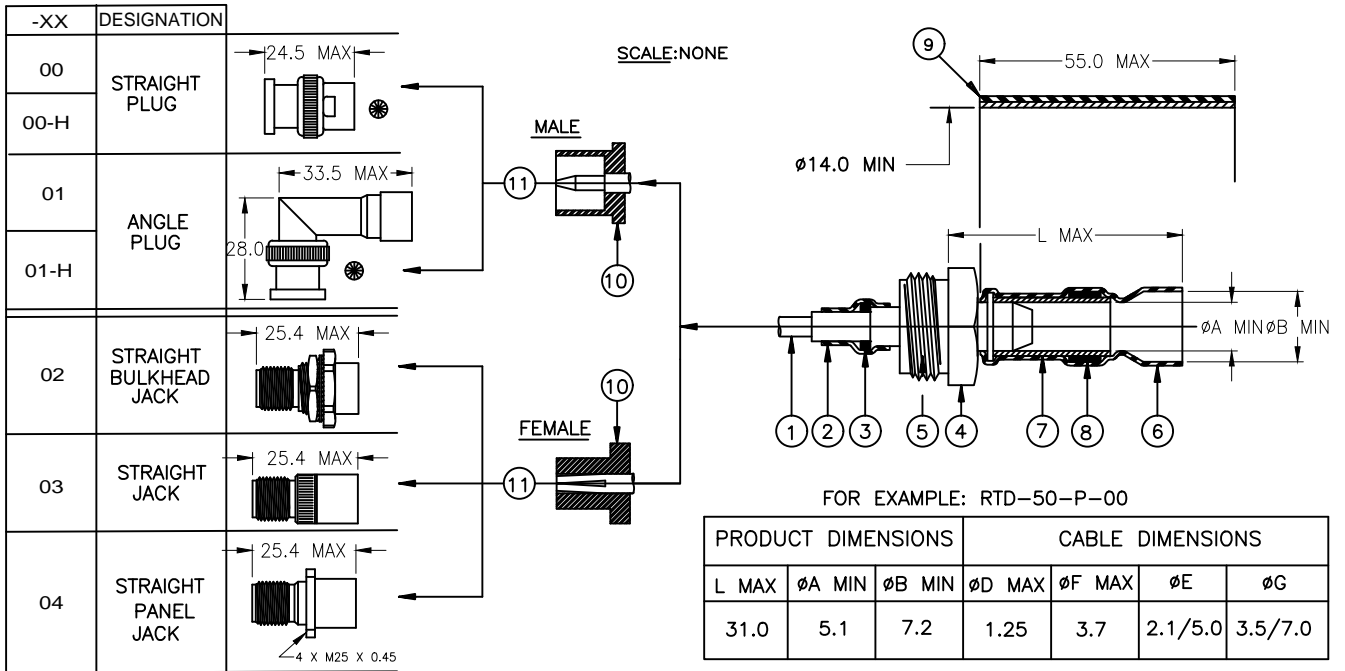


REVISIONS				
P	LTR	DESCRIPTION	DATE	DWN APVD
2		REVISED AS PER ECO-20-003569.	11MAR2020	TC NP



⊗ -H PARTS HAVE HEX NUT COUPLING WITH LOCK WIRE HOLES.

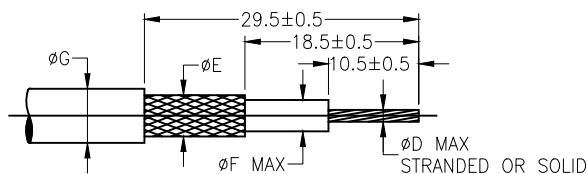
MATERIAL:

1. CENTER CONTACT. GOLD PLATED BRASS (MALE) OR GOLD BERYLLIUM COPPER (FEMALE).
- 2,6. HEAT SHRINKABLE INSULATION SLEEVE, TRANSPARENT BLUE. RADIATION CROSS-LINKED MODIFIED POLYVINYLIDENE FLOURIDE.
3. SOLDER PREFORM. Sn62Ag2Pb36 SOLDER ALLOY WITH ROLO FLUX PER ANSI/J-STD-004.
4. THREADED TRANSITION PART. SILVER PLATED BRASS.
5. INSULATOR. PTFE.
7. SOLDERSHIELD DEVICE. TIN PLATED COPPER BRAID WITH ACTIVATED ROSIN FLUX.
8. SOLDER PREFORM (ON L AND M SIZE ONLY). Sn62Ag2Pb36 SOLDER ALLOY WITH ROLO FLUX PER ANSI/J-STD-004.
9. HEAT SHRINKABLE INSULATION SLEEVE, BLACK. RADIATION CROSS-LINKED MODIFIED POLYOLEFIN WITH ADHESIVE.
10. INSULATOR (EXCEPT FOR ANGLE PLUG), PTFE.
11. BODY, NICKEL PLATED BRASS.

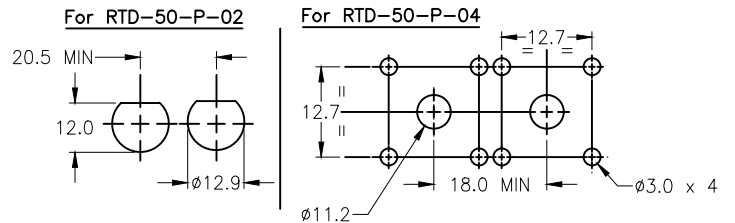
APPLICATION:

1. THESE CONTROLLED SOLDERING DEVICES ARE DESIGNED TO CONNECT, WITH A MIL-C-390128 TNC INTERMATEABLE PART, A 50Ω SINGLE OR DOUBLE BRAIDED COAXIAL HAVING A:
 - TIN OR SILVER PLATED COPPER OUTER CONDUCTOR.
 - TIN OR SILVER PLATED INNER CONDUCTOR.
 AND INSULATION RATED FOR AT LEAST +85°C.
2. TEMPERATURE RANGE:
 - * WITH BLACK SLEEVE: -55°C TO 100°C.
 - * WITHOUT BLACK SLEEVE: -55°C TO 150°C.
3. FOR INSTALLATION PROCEDURE AND APPLICATION EQUIPMENT, CONSULT RPIP-683-00.

FOR BEST RESULTS, PREPARE THE CABLE AS SHOWN:



PANEL THICKNESS: 3.2 MAX



© 2020 TE Connectivity. All Rights Reserved.

DIMENSIONS: mm	DWN	T. CORREIA	11MAR2020	MATERIAL	-	FINISH	-
	CHK	R. MACNAUGHTON	11MAR2020				
TOLERANCES UNLESS OTHERWISE SPECIFIED:	APVD	N. PRZYBYLSKA	11MAR2020				
0 PLC ± -	PRODUCT SPEC			NAME			
1 PLC ± -	-			ONE STEP RF CONNECTOR			
2 PLC ± -	-			50 OHM TNC			
3 PLC ± -	-			SIZE	CAGE CODE	DRAWING NO	RESTRICTED TO
4 PLC ± -	-			A4	06090	RTD-50-P-XX/-XX-H	-
ANGLES ± -	-			CUSTOMER DRAWING		SCALE	DNS
	WEIGHT			-		SHEET	1 OF 1
						REV	2