



E38A

Variable Reluctance Speed Sensor

Product ID

Type #	Product #	Drawing #
E38A	385Z-05356	113703

General

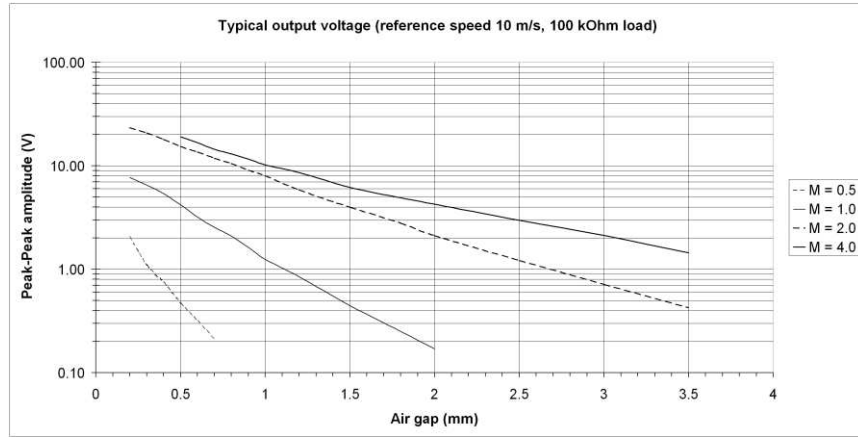
Function The E38A series variable reluctance (VR) speed sensors consist of an iron core, an inductive coil, and a permanent magnet. A ferrous pole wheel passing the sensor face changes the magnetic field strength, resulting in an AC voltage being induced in the coil. The frequency of the output signal is proportional to the speed of the moving target. The amplitude of the signal depends on speed, air gap, geometry of target, magnetic properties of target material, and the electrical load. VR sensors, also known as passive or electromagnetic sensors, do not require an external supply.

Technical data

Coil properties	Inductance @ 1 kHz: 170 mH ± 10% Resistance: 850 Ohm ± 10% Magnet polarity: north pole towards front face Pole piece: diameter 2.7 mm
Polarity	Upon approach of ferrous metal, the signal pin is positive with respect to GND.
Signal output	The signal frequency is proportional to the target speed. The signal amplitude shown in the figure is valid for a load of 100 k Ohm, and is affected by air gap, target geometry and material. It is also proportional to the linear speed of the teeth.

E38A

Variable Reluctance Speed Sensor



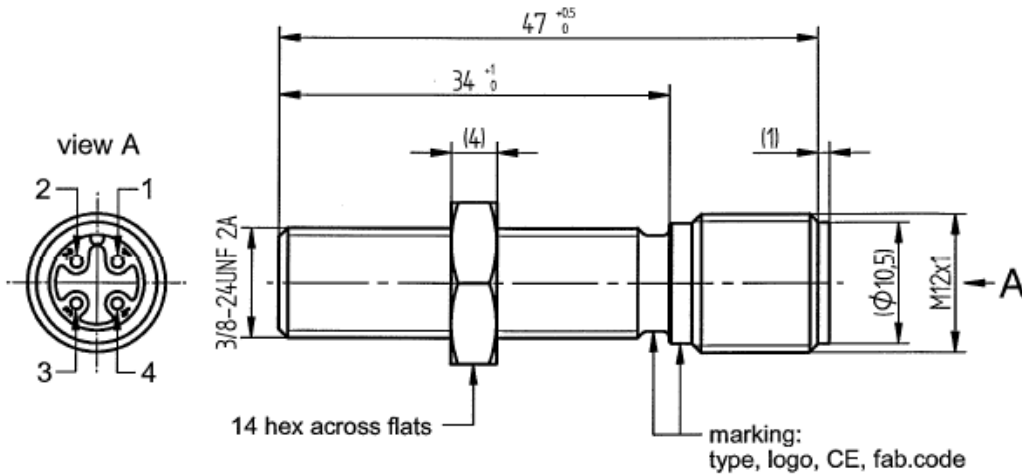
Frequency range	Up to 20 kHz, lower limit depending on application
Housing	3/8"-24 UNF-2A, tightening torque: max. 10 Nm
Connection	Connector: M12x1 thread, 4 pins, black
Protection	Sensor head: IP68 Connector: IP67
Insulation	Housing and electronics galvanically isolated (Test: 500 V, 50 Hz for 1 minute)
Pole wheel	Prerequisite: Toothed wheel of a ferrous material (e.g. Steel 1.0036). Optimal performance with Involute gear Tooth width > 10 mm Side offset < 0.2 mm Eccentricity < 0.2 mm
Air gap between sensor and pole wheel	Depending on lowest circumferential speed which has to be detected and on trigger level. See figure
Electromagnetic compatibility (EMC)	Please contact Jaquet for further details.
Vibration & shock immunity	Jaquet Greenline sensors are approved for rough environments. Please contact Jaquet for further details.
Operating temperature	-40°C... 125°C

Further Information

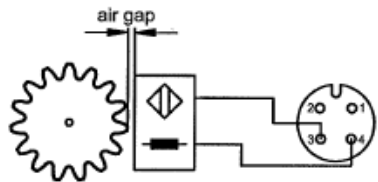
Safety	All mechanical installations must be carried out by an expert. General safety requirements have to be met.
Installation	<p>The sensor has to be aligned to the pole wheel according to the sensor drawing independent of its rotational orientation. Deviations in positioning may affect the performance and decrease the noise immunity of the sensor. During installation, the smallest possible pole wheel to sensor gap should be set. The gap should however, be set to prevent the face of the sensor ever touching the pole wheel. The amplitude of the output signal is not influenced by the air gap.</p> <p>A sensor should be mounted with the middle of the face side over the middle of the pole wheel. Dependent upon the wheel width, a certain degree of axial movement is permissible. However, the middle of the sensor must be at minimum in a distance of 3 mm from the edge of the pole wheel under all operating conditions.</p> <p>A solid and vibration free mounting of the sensor is important. Eventual sensor vibration relative to the pole wheel can induce additional output pulses.</p> <p>The sensors are insensitive to oil, grease etc. and can be installed in arduous conditions.</p>
Maintenance	Product cannot be repaired
Transport	Product must be handled with care to prevent damage of the front face.
Storage	Product must be stored in dry conditions. The storage temperature corresponds to the operation temperature.
Disposal	Product must be disposed of properly; it must not be disposed as domestic waste.

E38A

Variable Reluctance Speed Sensor



connecting diagram:



mates with straight plug M12x1, 4 pins

FOR TECHNICAL SPECIFICATIONS SEE OPERATING INSTRUCTIONS

part no.	Jaquet
385Z-05356	E38A
385Z-05566	EX38A

EX-CERTIFIED PRODUCT
MUST BE APPROVED BY THE AUTHORIZED JAQUET
EX-REPRESENTATIVE

Dimensions in mm

CONTACT US

Tel +41 61 306 8822

jaquet.info@te.com

JAQUET, TE Connectivity, and TE connectivity (logo) are trademarks. All other logos, products and/or company names referred to herein might be trademarks of their respective owners.

The information given herein, including drawings, illustrations and schematics which are intended for illustration purposes only, is believed to be reliable. However, TE Connectivity makes no warranties as to its accuracy or completeness and disclaims any liability in connection with its use. TE Connectivity's obligations shall only be as set forth in TE Connectivity's Standard Terms and Conditions of Sale for this product and in no case will TE Connectivity be liable for any incidental, indirect or consequential damages arising out of the sale, resale, use or misuse of the product. Users of TE Connectivity products should make their own evaluation to determine the suitability of each such product for the specific application.

© 2017 TE Connectivity Ltd. family of companies All Rights Reserved.