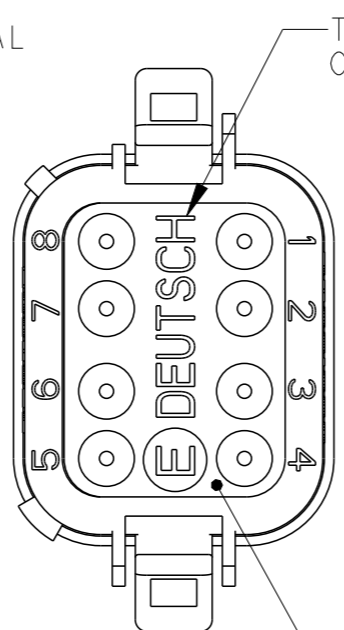
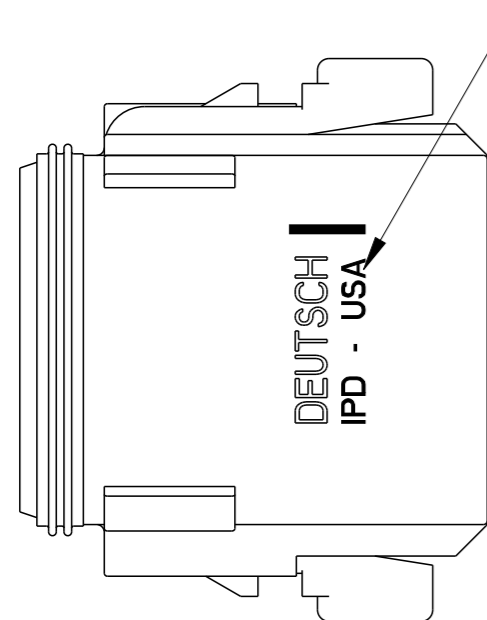
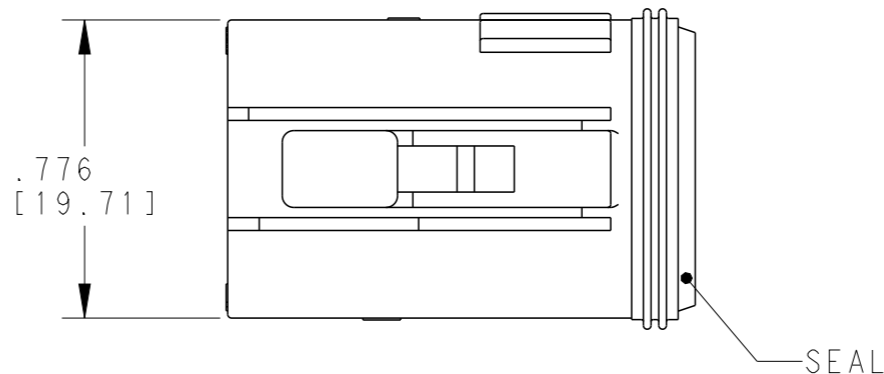
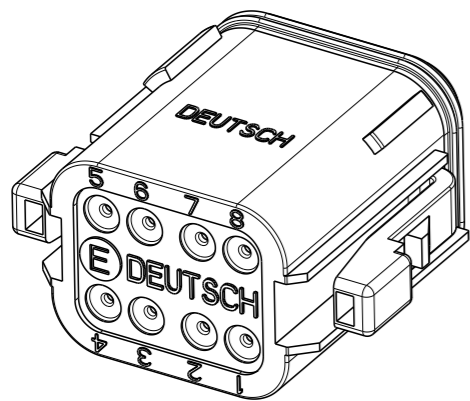
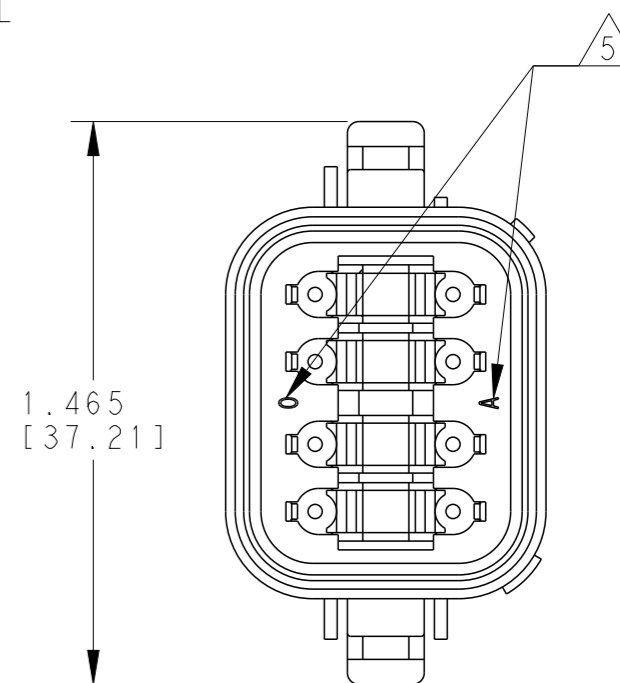
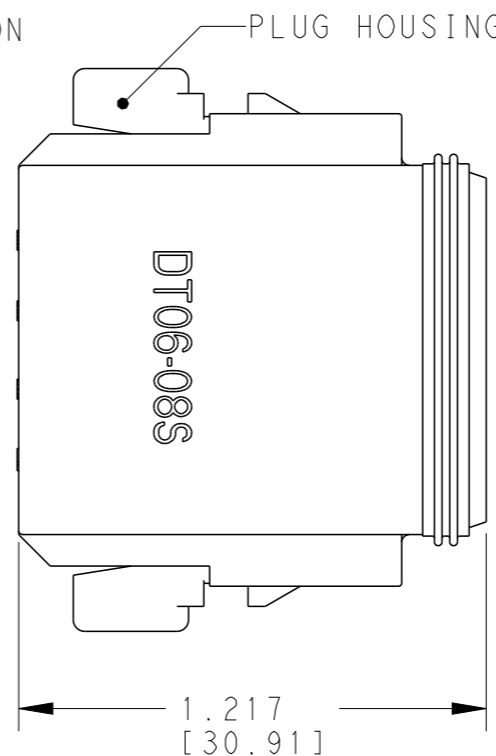


REVISIONS

P	LTR	DESCRIPTION	DATE	DWN	APVD
A		REVISED PER PCN E-18-011343	05DEC2018	SM	DM
B		REVISED PER PCN E-19-014633	13FEB2019	AK	NS



TEXT ORIENTATION OPTIONAL



5. DATE CODE:  
 MONTH IS REPRESENTED BY SEQUENTIAL ALPHA CHARACTERS. EX: A=JANUARY  
 YEAR IS REPRESENTED BY THE LAST NUMERICAL DIGIT. EX: 0=2010

4. THIS PLUG MATES WITH DT04-08PA-XXXX RECEPTACLE  
 (XXXX= ALL MODIFICATIONS).  
 CONSULT FACTORY FOR MODIFICATIONS.

3. FOR CONTACTS AND WIRE PERFORMANCE AND APPLICATION  
 CHARACTERISTICS SEE ENVELOP DRAWING 0425-015-0000.

2. MATERIAL: PLUG HOUSING: PA 66 GF15 (GRAY)  
 SEALS: VMQ (BURNT RED).

1. SECONDARY WEDGE LOCK SOLD SEPARATELY: W8S-P012.

NOTES:

TE INTERNAL PN	DEUTSCH PN
DT06-08SA-CE06	DT06-08SA-CE06

CONTACT SIZE	MIN. INSUL O.D.	MAX INSUL O.D.	WIRE RANGE [mm <sup>2</sup> ]
16	.053 [1.35]	.120 [3.05]	14-20AWG [2.0-0.5]

THIS DRAWING IS A CONTROLLED DOCUMENT.		DWN S. THEIS 04JUN1999				
DIMENSIONS: INCH[mm]		CHK D. MEYER 07JUN1999				
TOLERANCES UNLESS OTHERWISE SPECIFIED:		APVD R. REED 07JUN1999				
0 PLC ±- 1 PLC ±- 2 PLC ±- 3 PLC ±.025[0.63] 4 PLC ±- ANGLES ±5°		PRODUCT SPEC 108-151009				
MATERIAL 2		FINISH -	NAME 8 WAY PLUG W/ REDUCED DIA. GROMMET CE06 MOD DT SERIES			
		APPLICATION SPEC 114-151009	SIZE A3	CAGE CODE 4AFU8	DRAWING NO DT06-08SA-CE06	RESTRICTED TO -
		WEIGHT 14g	SCALE 2:1		SHEET 1 OF 1	REV B
		CUSTOMER DRAWING				