
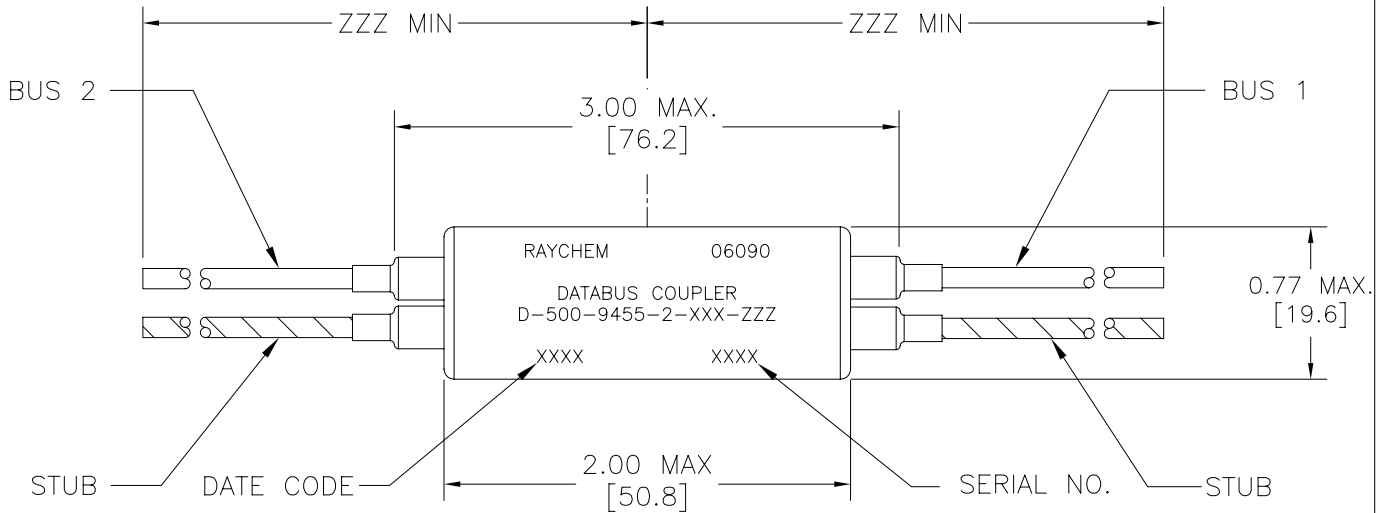


| REVISION | | |
|----------|---------------------------------|---------|
| REV | DESCRIPTION | DATE |
| D | REVISED DWG PER DCR NO. C050807 | 1/10/06 |



PART NO. D-500-9455-2-XXX-ZZZ

LENGTH OF CABLE (INCHES)

2 = DOUBLE STUB

CABLE

- S16 = OPTIMIZED SINGLE SHIELD
- S36 = OPTIMIZED DOUBLE SHIELD
- S86 = EMP HARDENED

| COMONENT NUMBER | BUS CABLE | STUB CABLE |
|----------------------|-------------|--------------|
| D-500-9455-2-S16-ZZZ | 7724S1664-9 | 7724S1664-96 |
| D-500-9455-2-S36-ZZZ | 7724S3664-9 | 7724S3664-96 |
| D-500-9455-2-S86-ZZZ | 7724S8664-9 | 7724S8664-96 |

If this document is printed it becomes uncontrolled. Check for the latest revision

© 2004-2006 Tyco Electronics Corporation. All Rights Reserved.

SPECIFICATION CONTROL DRAWING

UNLESS OTHERWISE SPECIFIED DIMENSIONS ARE INCHES. METRIC DIMENSIONS ARE IN BRACKETS.

DECIMAL TOLERANCES
 .XXX ±--- [---mm]
 .XX ±--- [---mm]
 .X ±--- [---mm]

ANGLE TOLERANCE
 .X ±---

WEIGHT
 LBS. SEE NOTES [---gm]

CAD FILE
 C050807A

DRAWN
 T RATZLAFF

DATE
 20FEB2001

MATERIAL

FINISH

THIRD ANGLE PROJECTION

tyco
Electronics

Tyco Electronics
 300 CONSTITUTION DRIVE
 MENLO PARK, CALIFORNIA 94025 USA

Raychem

TITLE
 DATABUS MICROCOUPLER
 TWO STUB, STD CONFIGURATION
 LOW OUTGASSING

| | | |
|-----------|--------------------------|----------------------------------|
| SIZE A | CODE IDENT. NO. 06090 | DWG. NO. D-500-9455-2-XXX-ZZZ |
|-----------|--------------------------|----------------------------------|

DO NOT SCALE THIS DRAWING

SHEET 1 OF 2

1. MATERIAL AND FINISHES:

1.1 INTERNAL COMPONENTS

1.1.1 TRANSFORMER TO MIL-PRF-21038 AND MIL-STD-1553B

1.1.2 ISOLATION RESISTORS TO MIL-PRF-39007/8, 57.6 OHMS

1.1.3 INTERNAL AND EXTERNAL COMPONENTS ATTACHED USING SN96 SOLDER

1.2 SHIELDED CASE: ALUMINUM PER ASTM-B618.

1.2.1 CASE FINISH: 65/35 Sn/Ni ALLOY, .0002/ .0003 THK.

1.3 CABLE TYPE PER RAYCHEM SPECIFICATION 1200 (SEE PART NO. ON SHEET 1).

1.4 STRAIN RELIEF TUBING: RAYCHEM RT-220, LOW OUTGASING TUBING.

2. APPLICATION:

2.1 THIS COUPLER IS DESIGNED TO BE INSTALLED INTO A DIGITAL MULTIPLEX HARNESS MEETING THE REQUIREMENTS OF MIL-STD-1553B AND NASA'S OUTGASSING SPECIFICATION SP-R-0022A.

2.1.1 THIS PRODUCT IS ASSEMBLED USING LOW OUTGASSING MATERIALS.

2.1.2 THIS PRODUCT IS NOT INTENDED FOR USE IN HIGH MOISTURE ENVIRONMENTS, NOR INTENDED FOR APPLICATIONS WHERE FLUID IMMERSION IS NECESSARY.

2.2 FOR CABLE SPLICING USE SPLICE KIT D-150-9708-5 (NOT SUPPLIED).

2.3 CABLE BEND RADIUS PER SAE-AS50881 STATIC BEND: 5 X CABLE O.D. MIN.
DYNAMIC BEND: 10 X CABLE O.D. MIN.

3. TEMPERATURE:

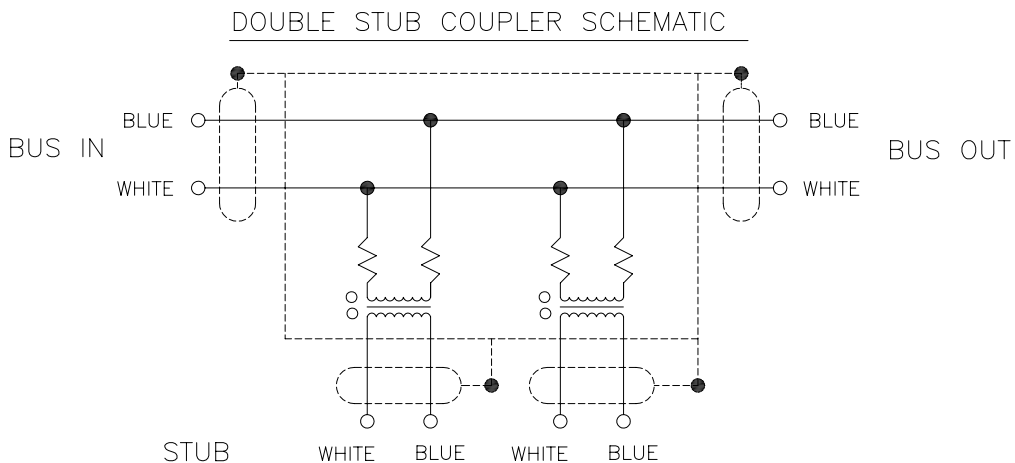
3.1 OPERATING TEMPERATURE: -65°C TO +150°C CONTINUOUS.

4. PERFORMANCE SPECIFICATIONS:

4.1 TRANSFORMER MEETS THE PERFORMANCE REQUIREMENTS OF MIL-STD-1553B.

5. WEIGHT:

5.1 MAXIMUM WEIGHT WITHOUT CABLE: 14 GRAMS MAX (.0309 LBS).



If this document is printed it becomes uncontrolled. Check for the latest revision

© 2004-2006 Tyco Electronics Corporation. All Rights Reserved.

SPECIFICATION CONTROL DRAWING

| | | | | | |
|----------------------|-----------------------------------|-----------|---------------------------|----------------------------------|--------------|
| DRAWN T RATZLAFF | DATE 2/20/01 | SIZE A | CODE IDENT. NO. 06090 | DWG. NO. D-500-9455-2-XXX-ZZZ | REV D |
| CAD FILE C050807B | tyco Electronics | | DO NOT SCALE THIS DRAWING | | SHEET 2 OF 2 |