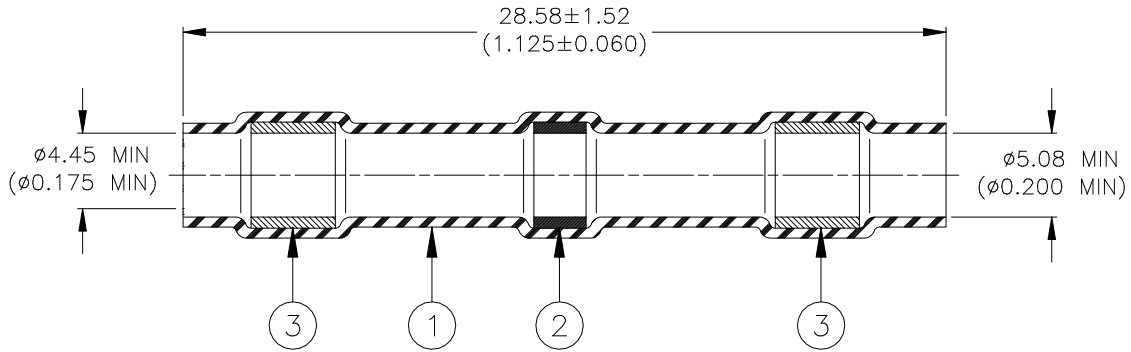


CUSTOMER DRAWING



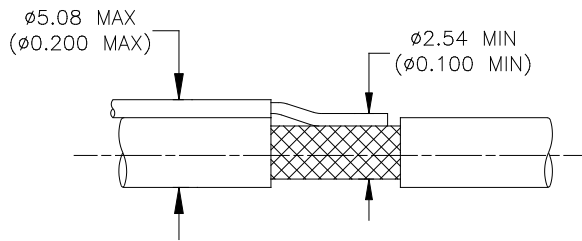
MATERIALS


1. **INSULATION SLEEVE:** Heat-shrinkable, transparent blue, radiation cross-linked modified polyvinylidene fluoride.
2. **SOLDER PREFORM WITH FLUX:**
 SOLDER: TYPE Sn63 per ANSI J-STD-006.
 FLUX: TYPE ROL1 per ANSI J-STD-004.
3. **SEALING RINGS:** Immersion resistant thermoplastic. Color – gray.

APPLICATION

1. This part is designed to provide an environment protected shield termination on cables, rated for 125°C minimum, meeting the dimensional criteria listed, and having tin or silver plated copper shields.
2. Part may be used on cables having a maximum diameter of 5.08 (0.200) and a minimum diameter of 2.54 (0.100) when measured as shown below.
3. Install using TE Connectivity approved convection or infrared tools in accordance with Raychem assembly procedure RCPS-100-70.
4. This part will meet the requirements of Raychem Specification RT-1404.

For best results, prepare the cable as shown:



		Raychem THERMOFIT DEVICES	TITLE: SOLDERSLEEVE , HIGH TEMPERATURE IMMERSION RESISTANT		
Unless otherwise specified dimensions are in millimeters. [Inches dimensions are shown in brackets]			DOCUMENT NO.: D-101-20		
TOLERANCES: 0.00 N/A 0.0 N/A 0 N/A	ANGLES: N/A ROUGHNESS IN MICRON	TE Connectivity reserves the right to amend this drawing at any time. Users should evaluate the suitability of the product for their application.	REV : 2	DATE : 30-Mar-2020	
DRAWN BY: M. FORONDA	DATE: 11-Apr.-2001	ECO: ECO-20-004511	SCALE: NTS	SIZE: A	SHEET: 1 of 1

© 2020 TE Connectivity Ltd. Family of Companies. All Rights Reserved.

If this document is printed it becomes uncontrolled. Check for the latest revision.

TE Connectivity, TE connectivity (logo), Raychem, THERMOFIT, SolderSleeve are trademarks