


RAYGEL PLUS JOINTS

FILLED WITH POWERGEL FOR SINGLE AND MULTI-CORE
POLYMERIC CABLES 0.6/1 KV

EASY TO INSTALL - RELIABLE IN SEALING



RayGel Plus joint series

APPLICATION

- Street, garden and pool lighting.
- Connection of outdoor equipment like pumps, filters, garage door openers, loudspeakers, door intercom systems, etc.
- Frost protection systems.
- Cable trays and cable ducts.
- Protection of small electronic boards.
- And many more...

FEATURES AND BENEFITS

- Quick, easy and clean installation.
- Reliable protection against humidity and water.
- Suitable for outdoor and direct-buried applications (IP 68).
- Full branch capabilities without cutting of main cables.
- Optimized joint design with integrated strain relief.
- Easy to install, latchable connector blocks.
- Qualified to international joint standard CENELEC EN 50393.
- Halogen-free and UV-resistant.
- Unlimited shelf life.
- Environment-friendly and no subject to labeling requirements.

The RayGel Plus joint series is the latest development of our existing field-proven RayGel joints which have been available in the market for many years.

With “Plus” version, electrical installers now have the full range of branching capabilities from 2 x 1.5 mm² up to 5 x 16 mm². It is easier than ever to install cable connections for underground, direct buried, and overhead applications.

POWERGEL SEALING GEL TECHNOLOGY

The RayGel Plus enclosure, with its revolutionary PowerGel sealing gel, covers and seals the joint quickly and easily, saving both time and effort. PowerGel sealing gel is rated to 90°C continuous temperature and is halogen-free with an unlimited shelf life.

The RayGel Plus joint series is yet another of TE Connectivity’s field-proven PowerGel filled products for the demanding requirements of the electrical power industry.

APPLICATION RANGE


Six sizes for straight and branch joints are available, ranging from 10 up to 50 mm² single core- and multi-core cables from 1.5 up to 16 mm². For details see Selection Table.

ENCLOSURE DESIGN

The halogen-free poly-propylene enclosure is designed to house straight and branch connections in one solution only. This helps to minimize the required stock level and serves a wide range of applications. RayGel Plus joints can be snap-closed by hand due to its flexible wave-like gel barriers. A strain relief is integrated within the enclosure and quickly installed with two cable ties. All joints fulfil the requirement of ingress protection class IP68.

PERFORMANCE TESTS

RayGel Plus joints are qualified to CENELEC EN 50393, the European specification for buried applications. This includes a three weeks heatcycling test with the joint immersed in one metre depth of water.



RayGel Plus 2 joint with connector installed

EASY TO INSTALL

Closing the rugged RayGel Plus enclosure is literally a snap. Its short length also allows installation in cramped locations. No special tools needed, no rip cords to break, and no trimming, mixing, pouring, or heating required; RayGel Plus joints can be put into service immediately.



RayGel Plus 2/3 kit content

KIT CONTENT

PowerGel filled enclosure, universal connector block including sliding nut insertion tool and allen key (for RayGel Plus 2/3 joints), tie wraps for a strain relief of the cables and illustrated installation instructions. All joints are available in one piece packaging.



Universal connector block

UNIVERSAL CONNECTOR BLOCK FOR RAYGEL PLUS 2/3 JOINTS

With the unique universal connector block installation is very straightforward, as the block snaps into the bottom side of the enclosure.

A supplementary tool helps to insert the sliding nuts and holds them in place until the connection is finalised.



Connector block CB2/CB5

CB CONNECTOR BLOCK FOR RAYGEL PLUS 1.2/1.5

This very compact connector solution can be used for straight connections, where space in installation is limited.










Terminal strips and push-wire connectors

CONNECTOR RECOMMENDATION FOR RAYGEL 0/1/1.2/1.5

All types which dimensionally fit into the enclosure, such as terminal strips, push-wire connectors, mechanical blocks and crimp connectors.

SELECTION TABLE

DESCRIPTION	ORDER NUMBER	APPLICATION RANGE (MM ²)		DIMENSIONS (MM) L X W X H	CONNECTORS SIZE MAX. (MM) L X W X H	KIT CONTENT
		MAIN CABLE	BRANCH CABLE			
WITHOUT CONNECTOR						
RayGel Plus 0	CH6879-000	2-3 x 1.5-2.5 (1 x 10-50)	2-3 x 1.5 (1 x 10-16)	100 x 37 x 24	26 x 24 x 16	
RayGel Plus 1	CH6880-000	3-5 x 1.5-2.5 (1 x 10-50)	3-5 x 1.5 (1 x 10-16)	139 x 51 x 24	26 x 38 x 16	
RayGel Plus 1.2	ES0087-000	3-5 x 1.5-6	-	170 x 58 x 38	28 x 36 x 22	
RayGel Plus 1.5	EH9930-000	4-5 x 2.5-16	-	180 x 63 x 41	55 x 45 x 24	
RayGel Plus 1.5 D*	EH9931-000	4 x 2.5-16	-	180 x 63 x 41	55 x 15 x 12	
INCLUDING CONNECTOR BLOCK						
RayGel Plus 1.2 CB2	ES0088-000	3-5 x 1.5-6	-	170 x 58 x 38	included	
RayGel Plus 1.5 CB5	EH9932-000	4-5 x 2.5-16	-	180 x 63 x 41	included	
RayGel Plus 2	CH6881-000	3-5 x 1.5-6	3-5 x 1.5-6	233 x 78 x 40	included	
RayGel Plus 3	CH6882-000	3-5 x 6-16	3-5 x 6-16	313 x 90 x 47	included	

*Joint with divider for 4-core cables

Learn more: [TE.com/energy](https://www.te.com/energy)

© 2023 TE Connectivity. All Rights Reserved. EPP-1917-3/23

TE, TE Connectivity, TE connectivity (logo), EVERY CONNECTION COUNTS are trademarks owned or licensed by TE Connectivity. Other logos, product and company names mentioned herein may be trademarks of their respective owners. While TE has made every reasonable effort to ensure the accuracy of the information in this brochure, TE does not guarantee that it is error-free, nor does TE make any other representation, warranty or guarantee that the information is accurate, correct, reliable or current. TE reserves the right to make any adjustments to the information contained herein at any time without notice. TE Connectivity's obligations shall only be as set forth in TE Connectivity's Standard Terms and Conditions of Sale for this product and in no case will TE Connectivity be liable for any incidental, indirect or consequential damages arising out of the sale, resale, use or misuse of the product. TE expressly disclaims all implied warranties regarding the information contained herein, including, but not limited to, any implied warranties of merchantability or fitness for a particular purpose. The dimensions, specifications, and/or information contained herein are for reference purposes only and are subject to change without notice. Consult TE for the latest dimensions, specifications, and/or information. Users of TE Connectivity products should make their own evaluation to determine the suitability of each such product for the specific application.

Connect with us:

[TE.com/energy-contact](https://www.te.com/energy-contact)