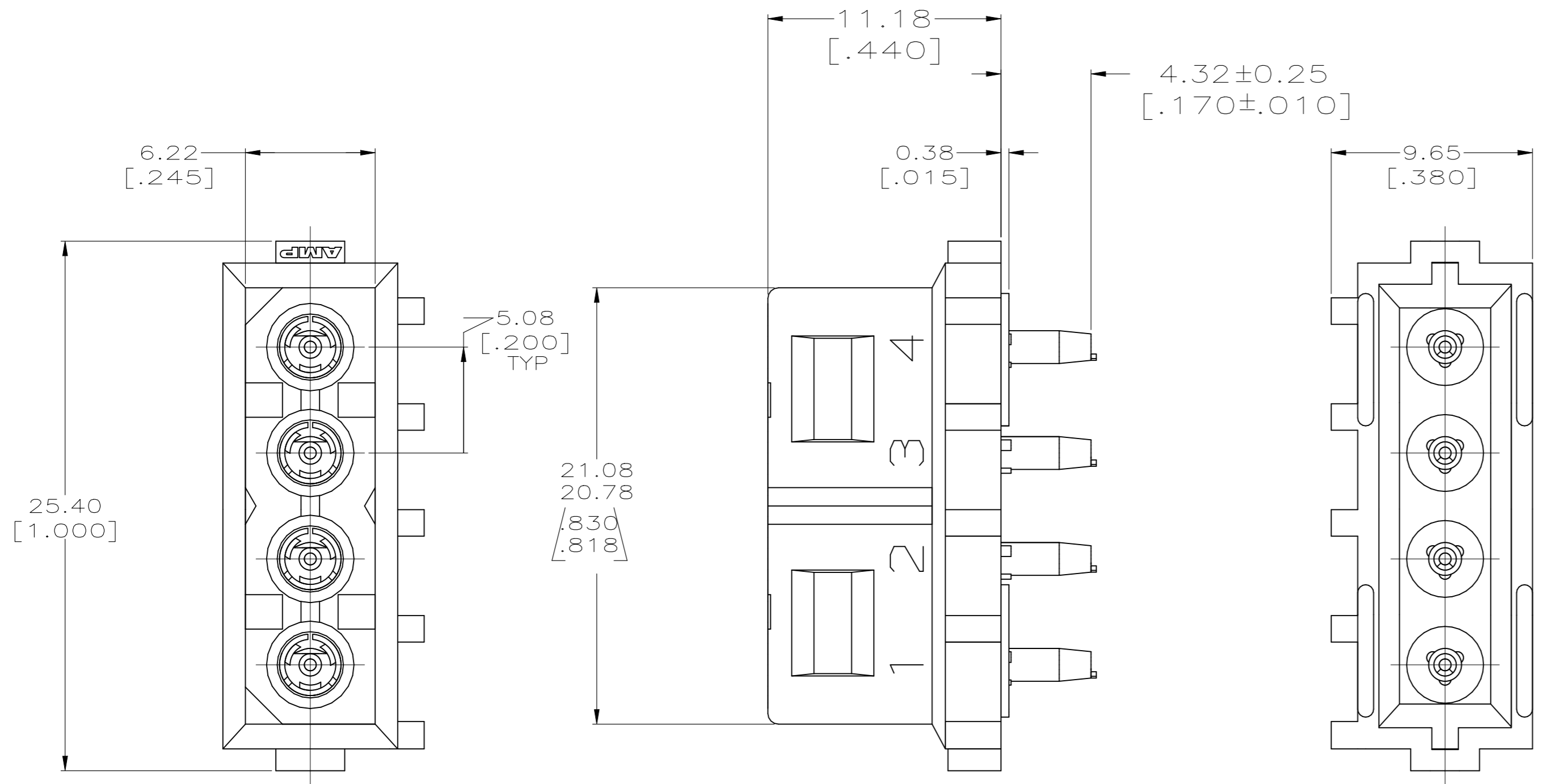
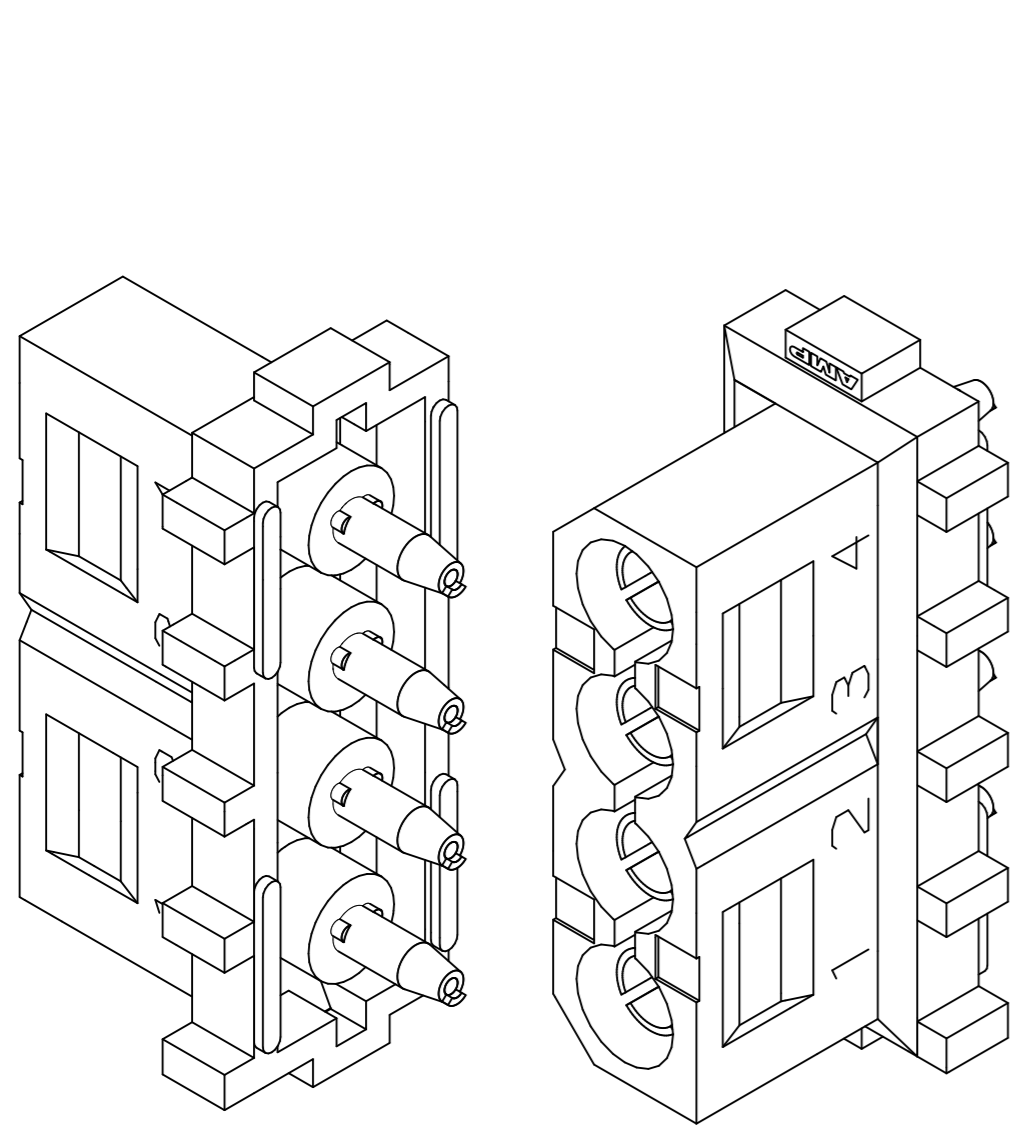


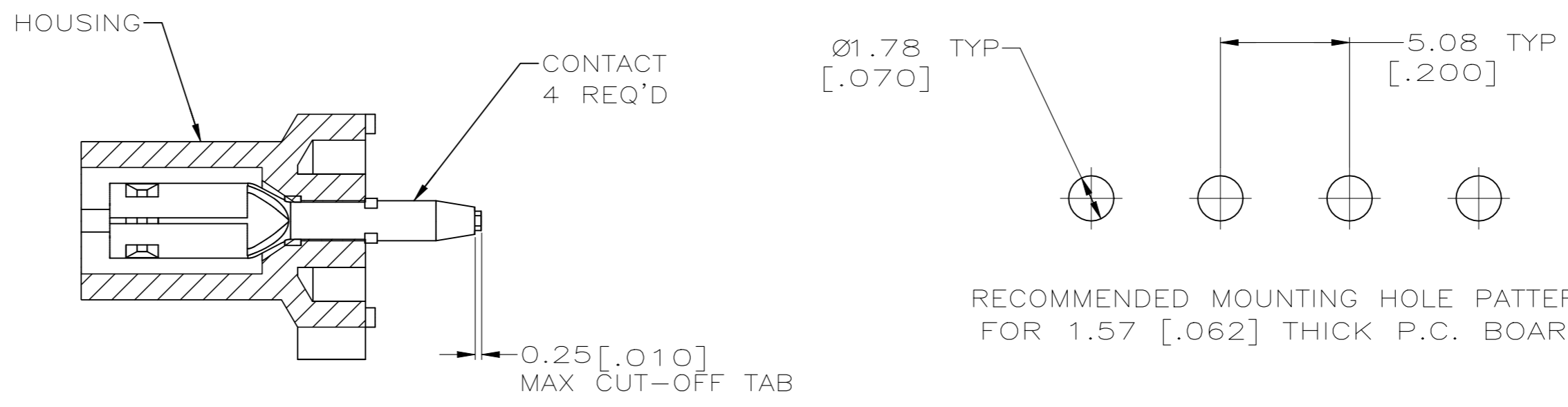
| LOC | | DIST | | P | | F | | ZONE | | LTR | | REVISIONS | |
|-------------|----|------|--|------|--|---|--|------|--|-----|--|-----------|---------------------------|
| DESCRIPTION | | DATE | | APPD | | | | | | | | | |
| CM | 53 | | | | | | | | | | | A1 | REVISED PER ECR-21-117185 |
| | | | | | | | | | | | | 22OCT2021 | PJ VS |



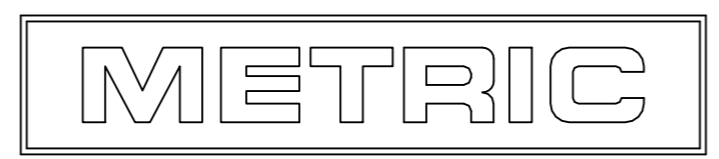
- PARTS COMPLY WITH AMP SOLDERABILITY SPEC. 109-11-5.
- DIMENSIONS IN BRACKETS ARE IN INCHES.
- DIMENSION SHOWN REPRESENT PRODUCT IN DRY CONDITION. ADDITIONAL 2% GROWTH DUE TO END USE LOCATION MOISTURE ABSORPTION MAY OCCUR AND SHOULD BE ACCOUNTED FOR.



3-DIMENSIONAL MODEL NTS



RECOMMENDED MOUNTING HOLE PATTERN FOR 1.57 [.062] THICK P.C. BOARD



THIS DRAWING IS A CONTROLLED DOCUMENT FOR AMP INCORPORATED. IT IS SUBJECT TO CHANGE AND THE CONTROLLING ENGINEERING ORGANIZATION SHOULD BE CONTACTED FOR THE LATEST REVISION.

| | | | | | |
|--|--|---|--|---|--|
| 0.251 [.0099] THK PH BRZ,PRE-TIN | | NYLON UL94V-2,NATURAL | | 794285-1 | |
| CONTACT MATERIAL & FINISH | | HOUSING MATERIAL & COLOR | | PART NO | |
| DO NOT SCALE PRINT. UNLESS SPECIFIED DIMENSIONS IN mm [INCHES] TOLERANCES ON : 2 PLC DEC ±- 3 PLC DEC ±0.13 [.005] ANGLES ± 0'30' | | DR 3-06-97 B. LEWIS CHK 3-06-97 R. SWING APPD 3-06-97 C. MARTIN APPD 3-06-97 C. MARTIN | | AMP AMP Incorporated Harrisburg, PA 17105-3608 | |
| MATERIAL | | PRODUCT SPEC | | NAME | |
| SEE TABLE | | - | | SOCKET HEADER ASSEMBLY, 4 CIRCUIT, COMMERCIAL MATE-N-LOK™ | |
| FINISH | | APPLICATION SPEC | | SIZE | |
| SEE TABLE | | - | | CAGE CODE | |
| | | WEIGHT | | DRAWING NO | |
| | | - | | C-794285 | |
| | | | | SCALE | |
| | | | | 5:1 | |
| | | | | SHEET | |
| | | | | 10F 1 | |