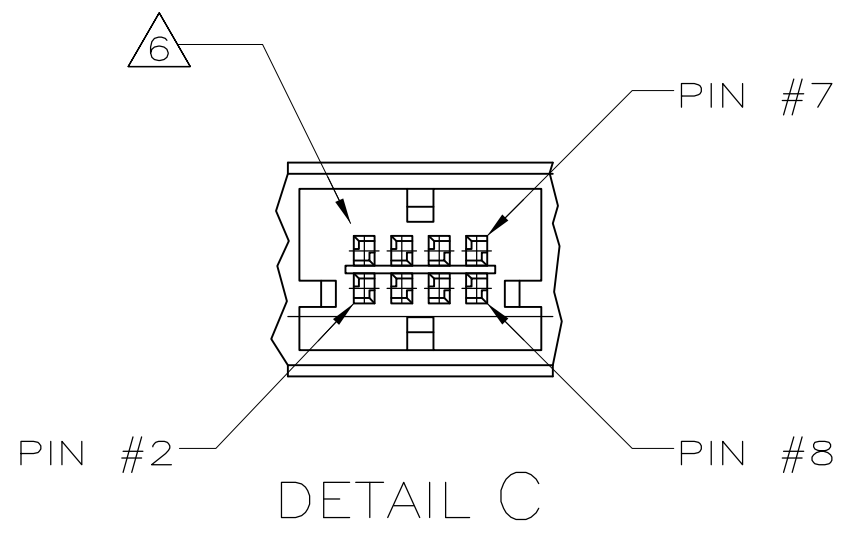
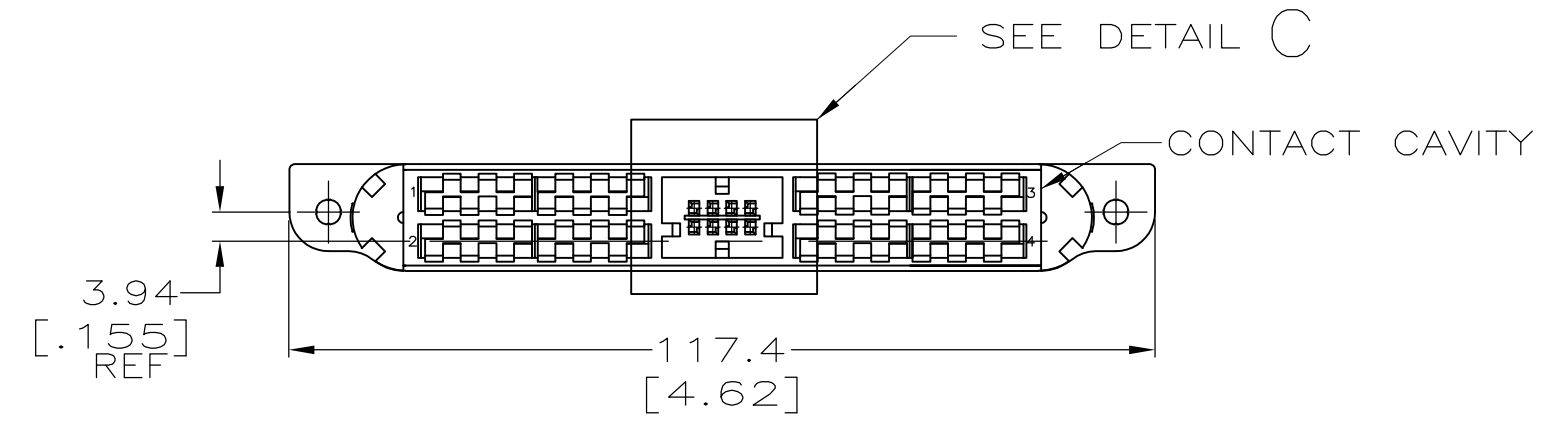
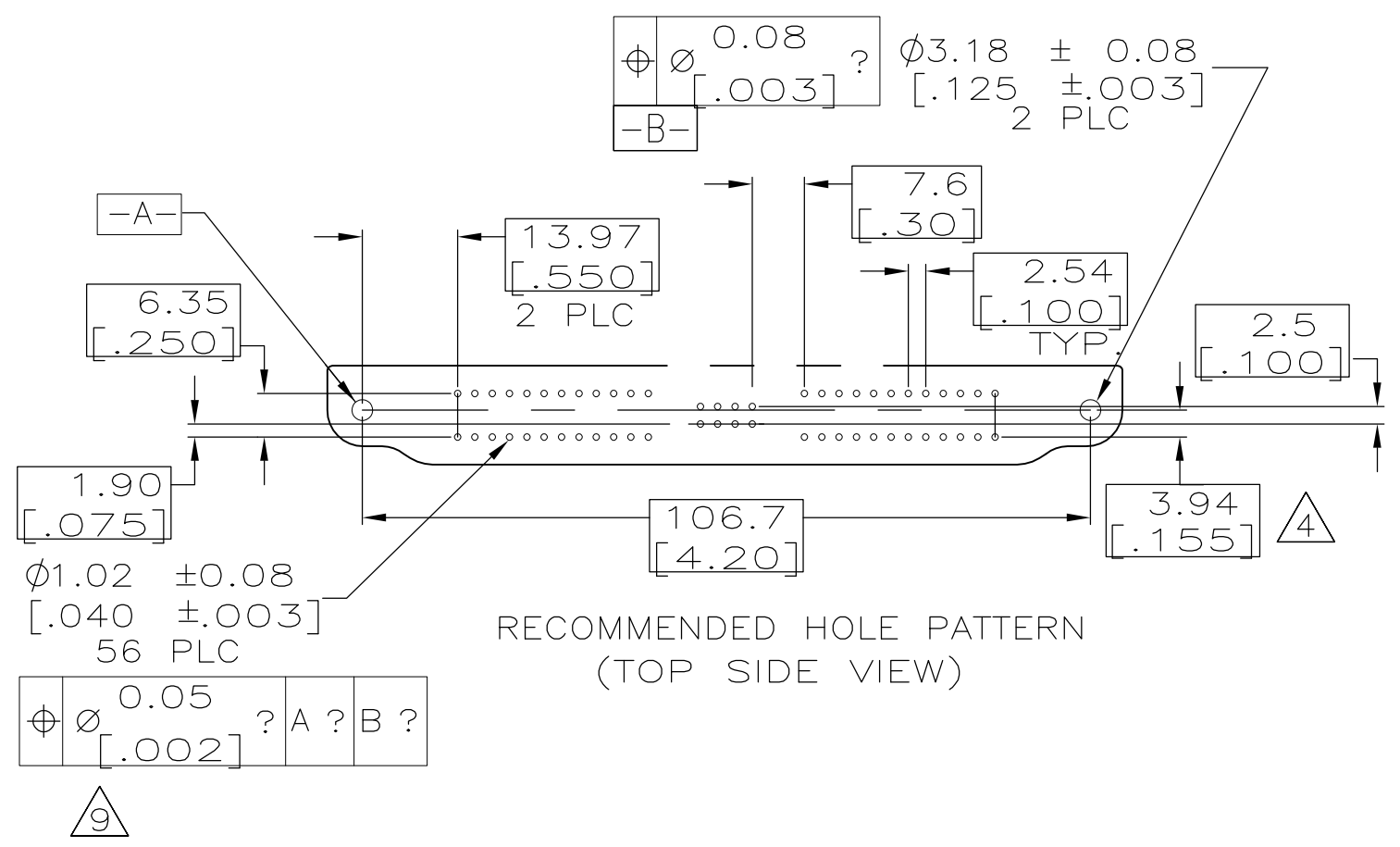
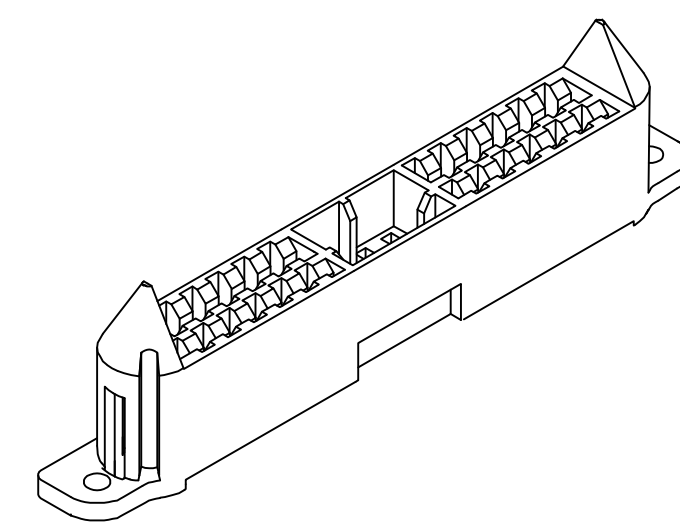
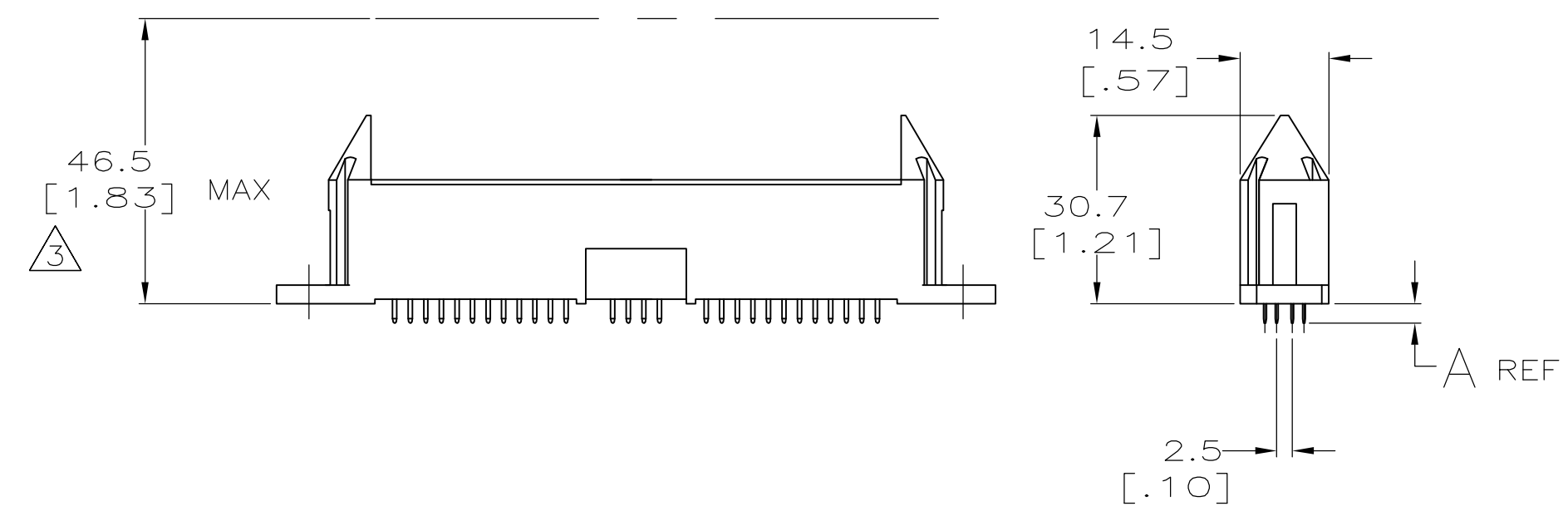


LOC	DIST	REVISIONS					
GP	00	P	LTR	DESCRIPTION	DATE	DWN	APVD
		U		REV PER ECO-10-021237	19JAN2011	RG	MS



- △1 POWER CONTACTS—SILVER. SENSE CONTACTS—GOLD ON MATING END.
- 2 MOUNTING HARDWARE, 2 #4-40 SCREWS AND NUTS OR 2 EYELETS (P/N 748572-2 REQUIRED).
- △3 HEIGHT OF MATED ASSEMBLY.
- △4 MOUNTING HOLES OFFSET FROM PART CL BY .76 [.030].
- △5 WITH ACTION PIN TAILS.
- △6 POSITION #1 SIGNAL LINE 1.3 [.05] SHORTER FOR SEQUENTIAL MATING CAPABILITY.
- △9 HOLE DIAMETER AFTER PLATING.
- △10 ADD 2-DIGIT YEAR AND 2-DIGIT WEEK CODE IN WHITE INDELIBLE INK, .13" CHARACTER HEIGHT APPROX AS SHOWN (NOTE CONDUCTOR 1&3 SIDE OF HOUSING).



OBSOLETE	△8	7.52 [.296]	6.35 [.250] THK PCB	1-765249-0
OBSOLETE	△8	5.74 [.226]	4.75 [.187] THK PCB	765249-9
OBSOLETE	△8	3.96 [.156]	3.18 [.125] THK PCB	765249-8
OBSOLETE	△8	3.10 [.122]	1.57-2.36 [.062-.093] THK PCB	765249-7
OBSOLETE	△7	---	2.36 [.093] AND THICKER PCB'S △5 △6	765249-6
	△7	---	2.36 [.093] AND THICKER PCB'S △5	765249-5
	△7	7.52 [.296]	6.35 [.250] THK PCB	765249-4
OBSOLETE	△7	5.74 [.226]	4.75 [.187] THK PCB	765249-3
	△7	3.96 [.156]	3.18 [.125] THK PCB	765249-2
OBSOLETE	△7	3.10 [.122]	1.57-2.36 [.062-.093] THK PCB	765249-1

THIS DRAWING IS A CONTROLLED DOCUMENT.		DWN	02-06-91	Tyco Electronics Corporation	
D. BABOW		CHK	02-06-91	Harrisburg, PA 17105-3608	
D.S.S.		APVD	-	NAME	
DIMENSIONS: INCHES		PRODUCT SPEC	108-1319	HEADER ASSEMBLY, VERTICAL, SELF-ALIGNING, 8 SIGNAL LINE AMPPOWER WAVE CRIMP SYSTEM	
TOLERANCES UNLESS OTHERWISE SPECIFIED:		APPLICATION SPEC	114-49005	SIZE	CAGE CODE
0 PLC ± -	1 PLC ± -	WEIGHT	-	A2	00779
2 PLC ± 0.25 [.010]	3 PLC ± 0.13 [.005]	CUSTOMER DRAWING	SCALE	1:1	SHEET
4 PLC ± -	ANGLES ± -	FINISH	SEE NOTE 1	1 of 1	REV
MATERIAL: THERMOPLASTIC, 94V-0		RESTRICTED TO			
POLYESTER △		-			
POLYESTER - HIGH TEMP △		U			
CONTACTS - COPPER ALLOY		CUSTOMER DRAWING			

765249