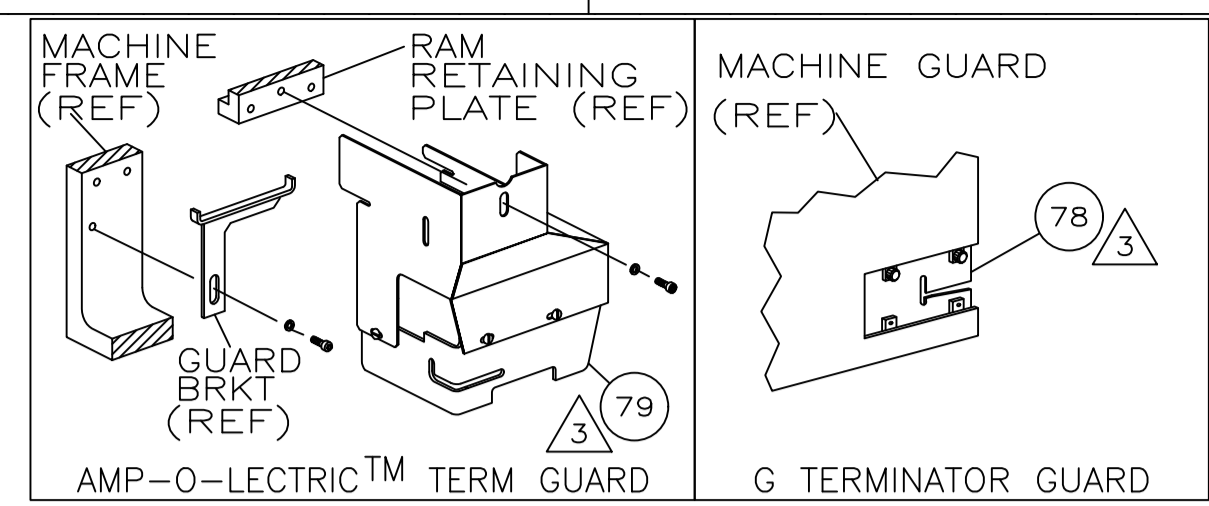


THIS DRAWING IS UNPUBLISHED. RELEASED FOR PUBLICATION		
© COPYRIGHT - TE Connectivity ALL RIGHTS RESERVED.		
PART NUMBER	REV	FIRST USED
680436 -1	C	122500-1
680436 -2	C	565435-5



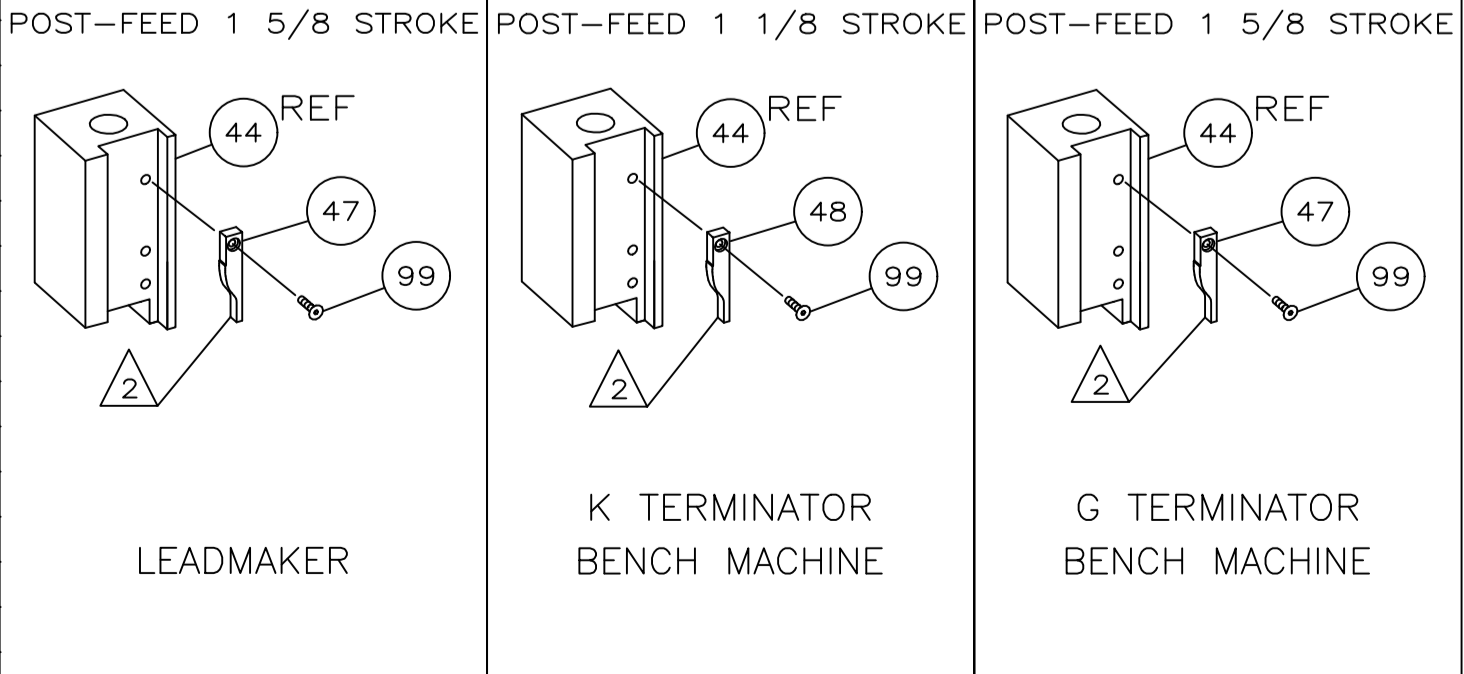
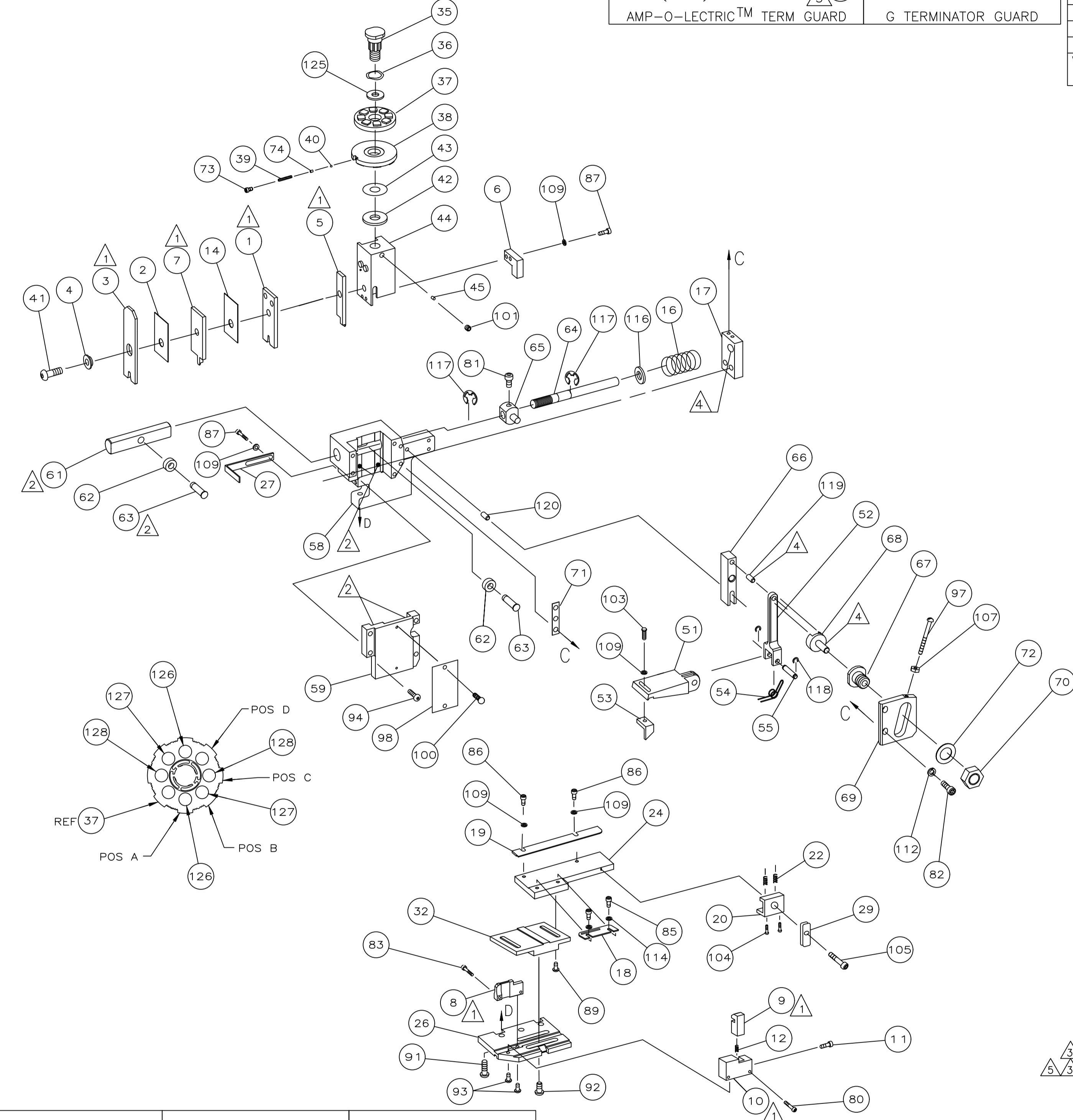
TERMINAL NAME: .250(6.3) SERIES FLAG POSITIVE LOCK RECEPTACLE					
926820					
CRIMPING DATA					
PAD LTR	CRIMP HEIGHT	WIRE SIZE			
A	.062 ±.002 [1.57 ±.05mm]	16			
B	.056 ±.002 [1.42 ±.05mm]	18			
C	.052 ±.002 [1.32 ±.05mm]	20			
D	NOT	USED			
CRIMP WIRE	SIZE	TYPE	RANGE		
.100	[2.54mm]	F	20-16		
INSUL	.120 [3.05mm]	F	.087-.130		
WIRE STRIP LENGTH	TERM APPL SPEC	FEED	APPL INSTRUCTION	SET UP GAGE	LAYOUT
.256 - .287	114-20083	.787	408-8039	-	L1820

REVISIONS					
P	LTR	DESCRIPTION	DATE	DWN	APVD
C		ECR-17-009759	7JULY2017	RS	LZ

-1	LEADMAKER & BENCH MODEL G	MECH POST FEED
-2	BENCH MODEL K	MECH POST FEED

1	1	-	A	22594-8	NUT, HEX	70
1	1	-	B	240628-1	PLATE, ADJ	69
1	1	-	B	240626-1	SHAFT, PIVOT	68
1	1	-	B	240633-1	BUSHING	67
1	1	-	A	455680-1	LEVER, INTERMEDIATE	66
1	1	-	B	240629-1	BLOCK, PIVOT	65
1	1	-	A	240632-2	SCR, ADJ	64
1	1	-	B	240659-3	PIN, CAM ROLLER	63
1	1	-	B	240658-1	CAM, ROLLER	62
1	1	-	B	454398-1	ROD, FEED	61
1	1	-	C	454220-1	CAP, RAM	59
1	1	-	C	662633-1	HOUSING	58
1	1	-	B	240624-1	PIN, FEED FINGER	55
1	1	-	B	691499-1	SPRING, FEED FINGER	54
1	1	-	B	224716-2	FINGER, FEED	53
1	1	-	B	240634-1	LEVER, TERMINAL	52
1	1	-	A	690541-1	HOLDER, FEED FINGER	51
1	-	-	B	690501-3	CAM, POST FEED 1 1/8 ST	48
-	1	-	B	690501-4	CAM, POST-FEED 1 5/8 ST	47
1	1	-	A	690191-1	PLUG, NYLON	45
1	1	-	C	662618-1	RAM	44
1	1	-	A	690125-1	WASHER, LAMINATED	43
1	1	-	A	690124-1	WASHER, RAM	42
1	1	-	A	7-21002-9	BOLT, CRIMPER(5/16-24x1.00)	41
1	1	-	A	23241-6	BALL, STEEL	40
1	1	-	A	690170-1	SPRING, COMPRESSION	39
1	1	-	C	690142-1	DISC, INSULATION	38
1	1	-	D	354777-1	WIRE DISC, PLASTIC	37
1	1	-	A	22480-5	WASHER, SPRING	36
1	1	-	B	690212-1	POST, RAM	35
1	1	-	B	662655-1	BLOCK, BASE	32
1	1	-	B	240793-1	LEVER, DRAG RELEASE	29
1	1	-	A	662658-1	STRIPPER	28
1	1	-	C	662617-1	PLATE, BASE	26
1	1	-	B	662656-1	PLATE, STRIP GUIDE	24
2	2	-	A	4-22281-1	SPRING, DRAG	22
1	1	-	A	240792-1	DRAG, STOCK	20
1	1	-	B	662657-1	GUIDE, STRIP (REAR)	19
1	1	-	C	690438-1	GUIDE, STRIP (FRONT)	18
1	1	-	A	1804305-2	GUIDE, FEED ROD	17
1	1	-	A	4-22284-9	SPRING, FEED RETURN	16
1	1	-	B	455888-4	SPACER, CRIMPER	14
1	1	-	A	6-22279-2	SPRING, COMPRESSION	12
1	1	-	B	690461-1	STOP, SHEAR	11
1	1	-	C	662628-1	PLATE, SHEAR	10
1	1	-	C	662631-1	SHEAR, FLOATING	9
1	1	-	D	662626-2	ANVIL	8
1	1	-	B	662630-1	BLADE, SLUG	7
1	1	-	B	662632-1	DEPRESSOR, SHEAR	6
1	1	-	B	662629-1	BLADE, SLUG	5
1	1	-	B	238009-1	SPACER, BLOCK CRIMPER	4
1	1	-	C	6-683453-7	CRIMPER, INSULATION	3
1	1	-	B	455888-7	SPACER, CRIMPER	2
1	1	-	C	456407-8	CRIMPER, WIRE	1

2	2	-	C	2-354779-6	PIN, WIRE DISC (.3120)C	129
2	2	-	C	1-354779-8	PIN, WIRE DISC (.3080)B	128
2	2	-	C	354779-6	PIN, WIRE DISC (.3020)A	126
1	1	-	A	986950-1	WASHER, INTR PRECISION	125
1	1	-	A	217238-1	GENERAL INSTRUCTION PACKAGE	124
1	1	-	-	4088039	EF APPL INST 408-8039	123
1	1	-	A	1-21030-7	PIN,DOWEL(Ø.187x1.50)HSG	120
1	1	-	A	1-21030-1	PIN,DOWEL(Ø.187x.50)LEVER	119
2	2	-	A	21045-3	RING,RET"C"(Ø.187)FD PIN	118
2	2	-	A	1-21046-6	RING,RETAINING,EXT(5/16)FD ADJ ROD	117
1	1	-	A	21899-4	WASHER,FLAT(Ø5/16)SCR ADJ	116
2	2	-	A	21024-2	WASHER,LOCK(NO.4)FT ST GDE	114
4	4	-	A	21024-5	WASHER,LOCK(NO.10)FD ROD GDE	112
7	7	-	A	21024-4	WASHER,LOCK(NO.8)SHEAR BL	109
1	1	-	A	21018-5	NUT,HEX(6-32)FD ADJ PL	107
1	1	-	A	22353-8	SCR,SHLD(Ø.187x.25)DRAG LEVER	105
2	2	-	A	3-21002-0	SCR,BHC(10-32x.88)DRAG	104
1	1	-	A	2-22603-0	SCR, HEX HD(8-32x.31)FD FINGER	103
1	1	-	A	21009-2	SCR,SKT SET(1/4-20x.25 )RAM	101
2	2	-	A	21017-2	SCR,DRIVE(#2x.19)ID PLATE	100
1	1	-	A	1-21002-7	SCR,BHC(6-32x.38)CAM	99
1	1	-	B	461264-1	PLATE, IDENTIFICATION	98
1	1	-	A	6-23715-5	SCR,PAN HD(6-32x1.50)FEED ADJ	97
4	4	-	A	2-21002-9	SCR,BHC(10-32x.75)HSG CAP	94
2	2	-	A	22733-8	SCR,BHC(8-32x.38 LW)ANVIL	93
4	4	-	A	3-21002-3	SCR,BHC(1/4-20x.50)ST GD PL	92
3	3	-	A	2-22733-8	SCR,BHC(1/4-20x.62)BASE PL	91
2	2	-	A	3-21000-4	SCR,SHC(10-32x.38)STRIP GUIDE	89
4	4	-	A	2-21000-5	SCR,SHC(8-32x.38)SLUG BLADE	87
2	2	-	A	2-21002-2	SCR,BHC(8-32x.50)R ST GUIDE	86
2	2	-	A	1-21000-3	SCR,SHC(4-40x.25)F ST GUIDE	85
2	2	-	A	3-21000-7	SCR,SHC(10-32x.75)FEED ROD GDE	84
1	1	-	A	2-21000-1	SCR,SHC(6-32x.62)ANVIL	83
2	2	-	A	3-21000-6	SCR,SHC(10-32x.62)FEED ADJ PL	82
1	1	-	A	3-21000-4	SCR,SHC(10-32x.38)PIVOT BLOCK	81
1	1	-	A	2-21000-2	SCR,SHC(6-32x.75)SHEAR PL	80
REF	-	-	A	455745-1	GUARD, WINDOW	79
-	REF	-	A	679532-1	INSERT, GUARD	78
1	1	-	A	690603-1	SPRING, ASSIST	74
1	1	-	A	23030-1	SCR,SKT CAP(6-32x.25)CP DSC	73
1	1	-	A	458109-1	WASHER, FLAT (SPECIAL)	72
1	1	-	A	690517-1	SPACER	71



- 1 RECOMMENDED SPARE PARTS.
- 2 GREASE LIGHTLY.
- 3 GUARD MUST BE IN PLACE WHEN OPERATING APPLICATOR IN A BENCH MACHINE.
- 4 LUBRICATE DAILY USING NO. 20 MACHINE OIL.
- 5 ITEM 78 USED WITH G TERMINATOR ONLY.

QTY REQD PER ASSY	PARTS LIST	QTY REQD PER ASSY	PARTS LIST
THIS DRAWING IS A CONTROLLED DOCUMENT. 05-MAR-97			
DIMENSIONS: INCHES		TOLERANCES UNLESS OTHERWISE SPECIFIED:	
Ø	1 PLC ±	Ø	1 PLC ±
	2 PLC ±		2 PLC ±
	3 PLC ±		3 PLC ±
	4 PLC ±		4 PLC ±
MATERIAL		FINISH	
TE Connectivity			
END FEED HDM APPLICATOR			
SIZE CASE CODE DRAWING NO			
A1 00779 ©=680436			
CUSTOMER DRAWING			
SCALE SHEET 1 OF 1 REV C			