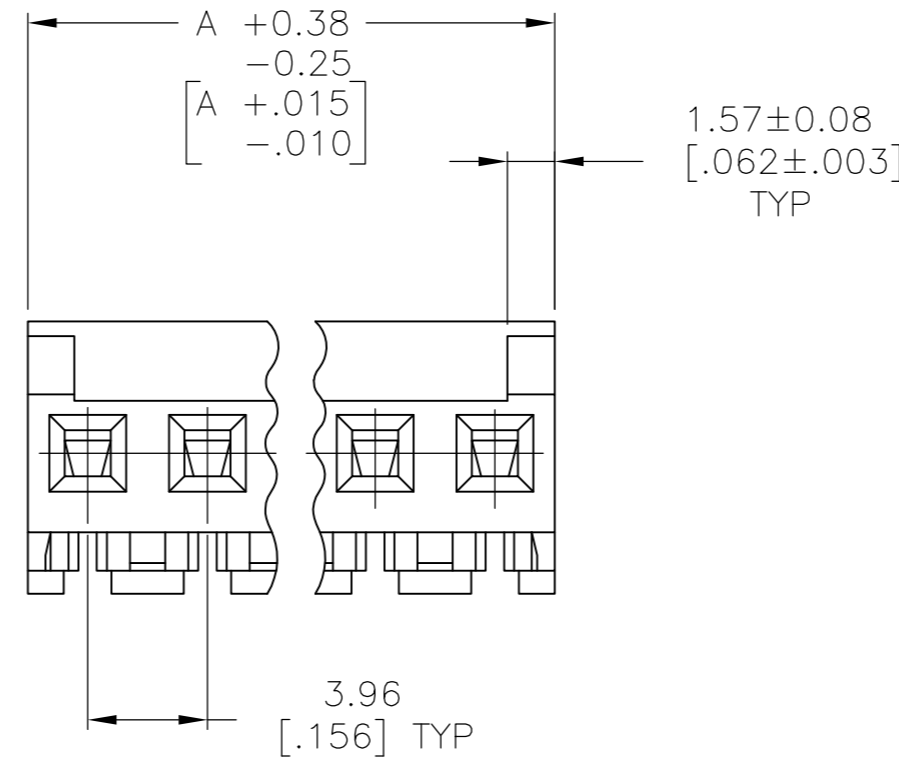
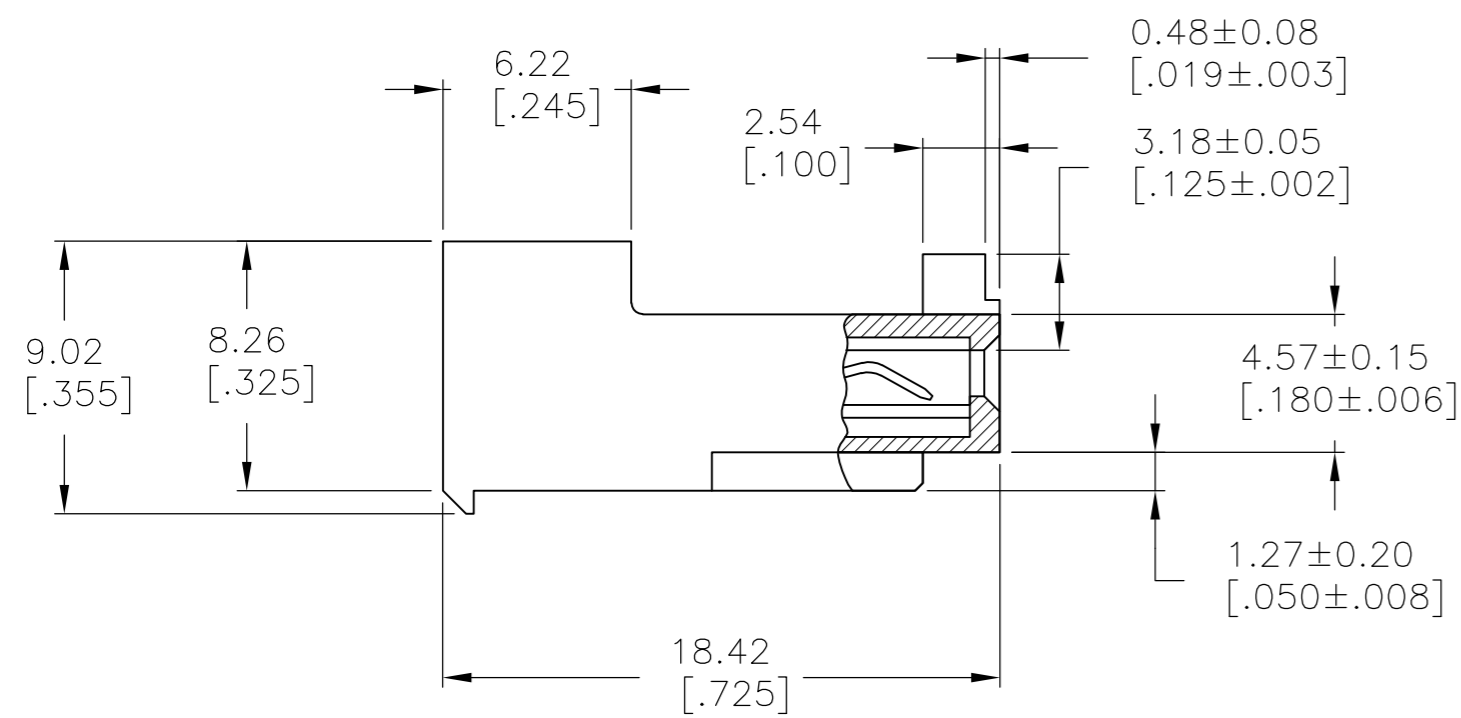
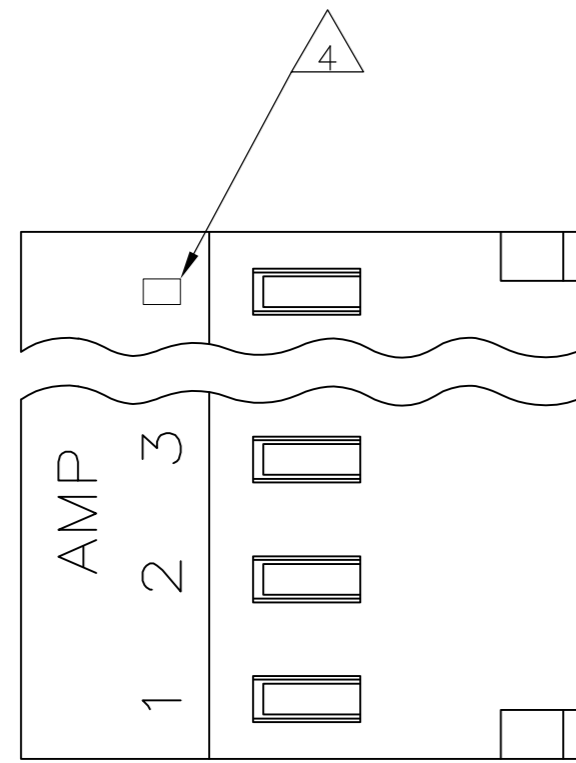


THIS DRAWING IS UNPUBLISHED. RELEASED FOR PUBLICATION
 © COPYRIGHT - TE Connectivity Ltd. ALL RIGHTS RESERVED.

REVISIONS				
P	LTR	DESCRIPTION	DATE	APVD
B2		REVISED PER ECR-17-018335	22JAN2018	BDA SG

- 1 MATERIAL: CONNECTOR - NYLON UL94V-0 (BLACK).
 CONTACTS - 0.30[.012] THICK COPPER ALLOY
 (BRIGHT-TIN LEAD 0.00203
 [.000080] MIN THK FOR CONTACTS
 644566-2 THRU 1-644566-2, MATTE
 WHISKER MITIGATED TIN IN 0.00203 [.000080]
 MIN THICKNESS OVER NICKEL UNDERPLATE
 FOR 3-644566-2 THRU 4-644566-2)
- 2. CONTACTS ACCEPT 22 AWG WIRE WITH 2.41[.095] MAX
 INSULATION DIAMETER.
- 3. CONTACTS MUST ACCEPT 1.14±0.03[.045±.001] SQUARE
 POST AND REMAIN LOCKED IN POSITION.
- 4 IDENTIFICATION NUMBER FOR LAST CIRCUIT MAY
 NOT APPEAR ON ALL ASSEMBLIES.
- 5. DIMENSIONS IN BRACKETS ARE IN INCHES.
- 6. HOUSING FEATURES ARE: CLOSED END WITHOUT
 LOCKING RAMP AND WITH POLARIZING TAB.
- 7 OBSOLETE PARTS: OBSOLETE CIS STREAMLINING PER D.RENAUD/D.SINISI
- 8 OBSOLETE PARTS



47.55 [1.872]	12	4-644566-2
43.59 [1.716]	11	4-644566-1
39.62 [1.560]	10	4-644566-0
35.66 [1.404]	9	3-644566-9
31.70 [1.248]	8	3-644566-8
27.74 [1.092]	7	3-644566-7
23.77 [.936]	6	3-644566-6
19.81 [.780]	5	3-644566-5
15.85 [.624]	4	3-644566-4
11.89 [.468]	3	3-644566-3
7.92 [.312]	2	3-644566-2
47.55 [1.872]	12	-1-644566-2-
43.59 [1.716]	11	-1-644566-1-
39.62 [1.560]	10	-1-644566-0-
35.66 [1.404]	9	-644566-9-
31.70 [1.248]	8	-644566-8-
27.74 [1.092]	7	-644566-7-
23.77 [.936]	6	-644566-6-
19.81 [.780]	5	-644566-5-
15.85 [.624]	4	-644566-4-
11.89 [.468]	3	-644566-3-
7.92 [.312]	2	-644566-2-
DIM A		NO. OF CIRCUITS
		PART NO.

7 SUPERSEDED
 8 SUPERSEDED
 7 SUPERSEDED

THIS DRAWING IS A CONTROLLED DOCUMENT.		DWN 27JUN91	TE Connectivity Ltd.	
DIMENSIONS: mm [INCHES]		CHK R. SWING 27JUN91	MTA 156 CONNECTOR ASSEMBLY, 22 AWG, UL94V-0, SPECIAL	
TOLERANCES UNLESS OTHERWISE SPECIFIED: 0 PLC ± - 1 PLC ± - 2 PLC ± - 3 PLC ± - 4 PLC ± - ANGLES ± -		APVD G. MILLER 27JUN91	RESTRICTED TO	
MATERIAL 1		FINISH 1	SIZE A2	CAGE CODE 00779
		PRODUCT SPEC 108-1051	DRAWING NO C-644566	SCALE 4:1
		APPLICATION SPEC 114-1020	SHEET 1 OF 1	REV B2
		WEIGHT	CUSTOMER DRAWING	