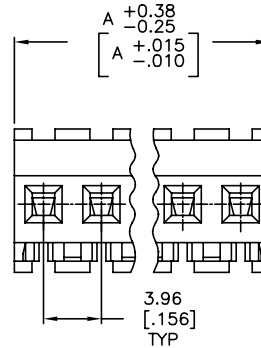
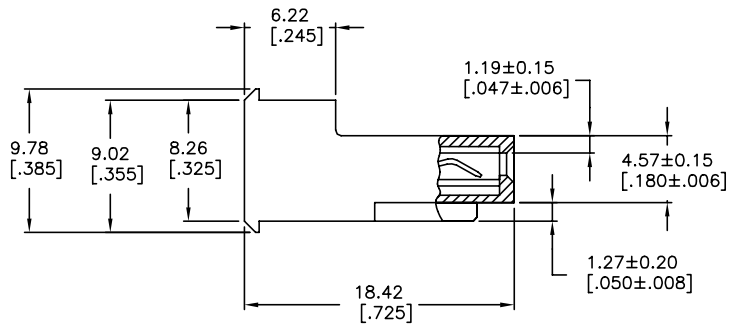
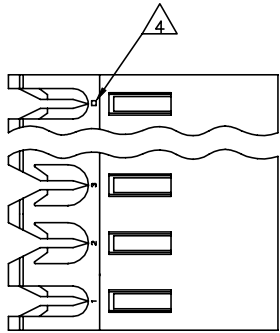


THIS DRAWING IS UNPUBLISHED. RELEASED FOR PUBLICATION  
 © COPYRIGHT - By - ALL RIGHTS RESERVED.

LOC		DIST		REVISIONS			
P	LT/R	DESCRIPTION		DATE	DN	APD	
CM	00	P	REVISED PER ECR-20-000824	29MAY2020	PC	SW	



1 MATERIAL: CONNECTOR - NYLON UL94V-2 (WHITE).  
 CONTACTS - 0.30[.012] THICK COPPER ALLOY  
 0.00076[.000030] GOLD THK OR 0.00008[.000003] MIN THK  
 GOLD FLASH OVER 0.00068[.000027] THK PALLADIUM NICKEL,  
 PER TE CONNECTIVITY'S DISCRETION. IN CONTACT  
 AREA WITH BRIGHT TIN-LEAD FOR 641235-2  
 THRU 2-641235-4, MATTE WHISKER MITIGATED  
 TIN FOR 3-641235-2 THRU 5-641235-4  
 OVER NICKEL UNDERPLATE.

2. CONTACTS ACCEPT 24 AWG WIRE WITH 2.41[.095] MAX  
 INSULATION DIAMETER.

3. CONTACTS MUST ACCEPT 1.14±0.03[.045±.001] SQUARE  
 POST AND REMAIN LOCKED IN POSITION.

4 IDENTIFICATION NUMBER FOR LAST CIRCUIT MAY  
 NOT APPEAR ON ALL ASSEMBLIES.

5. DIMENSIONS IN BRACKETS ARE IN INCHES.

6. HOUSING FEATURES ARE: FEED-THRU WITHOUT  
 LOCKING RAMP.

7 OBSOLETE PARTS: OBSOLETE CIS STREAMLINING PER D.RENAUD/D.SINISI

95.10	[3.744]	24	5-641235-4
91.14	[3.588]	23	5-641235-3
87.17	[3.432]	22	5-641235-2
83.21	[3.276]	21	5-641235-1
79.25	[3.120]	20	5-641235-0
75.29	[2.964]	19	4-641235-9
71.32	[2.808]	18	4-641235-8
67.36	[2.652]	17	4-641235-7
63.40	[2.496]	16	4-641235-6
59.44	[2.340]	15	4-641235-5
55.47	[2.184]	14	4-641235-4
51.51	[2.028]	13	4-641235-3
47.55	[1.872]	12	4-641235-2
43.59	[1.716]	11	4-641235-1
39.62	[1.560]	10	4-641235-0
35.66	[1.404]	9	3-641235-9
31.70	[1.248]	8	3-641235-8
27.74	[1.092]	7	3-641235-7
23.77	[.936]	6	3-641235-6
19.81	[.780]	5	3-641235-5
15.85	[.624]	4	3-641235-4
11.89	[.468]	3	3-641235-3
7.92	[.312]	2	3-641235-2
95.10	[3.744]	24	2-641235-4
91.14	[3.588]	23	2-641235-3
87.17	[3.432]	22	2-641235-2
83.21	[3.276]	21	2-641235-1
79.25	[3.120]	20	2-641235-0
75.29	[2.964]	19	1-641235-9
71.32	[2.808]	18	1-641235-8
67.36	[2.652]	17	1-641235-7
63.40	[2.496]	16	1-641235-6
59.44	[2.340]	15	1-641235-5
55.47	[2.184]	14	1-641235-4
51.51	[2.028]	13	1-641235-3
47.55	[1.872]	12	1-641235-2
43.59	[1.716]	11	1-641235-1
39.62	[1.560]	10	1-641235-0
35.66	[1.404]	9	641235-9
31.70	[1.248]	8	641235-8
27.74	[1.092]	7	641235-7
23.77	[.936]	6	641235-6
19.81	[.780]	5	641235-5
15.85	[.624]	4	641235-4
11.89	[.468]	3	641235-3
7.92	[.312]	2	641235-2

7 SUPERCEDED

DIM A	NO OF CIRCUITS	PART NO

THIS DRAWING IS A CONTROLLED DOCUMENT. DWN: B. LEWIS 12 MAR 98  
 CHK: R. SWING 12 MAR 98  
 APD: D. CLARK 12 MAR 98

TE Connectivity  
 MTA-156 CONNECTOR ASSEMBLY,  
 24 AWG, STANDARD

PRODUCT SPEC: 108-1051  
 APPLICATION SPEC: 114-1020

SIZE: A2 CAGE CODE: 00779 DRAWING NO: 641235  
 WEIGHT: - RESTRICTED TO: -  
 CUSTOMER DRAWING SCALE: 4:1 SHEET: 1 of 1 REV: P