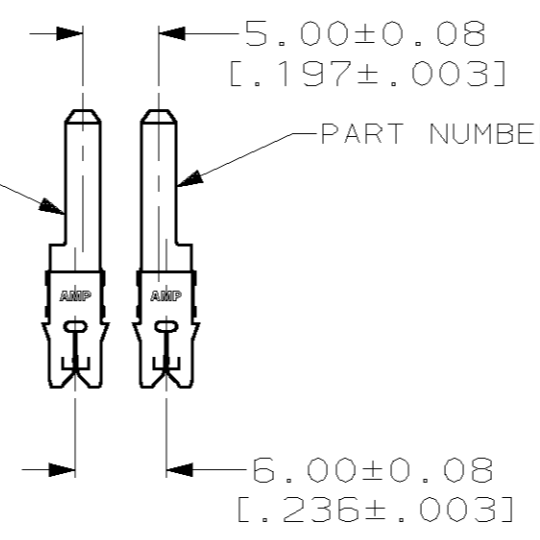


THIS DRAWING IS UNPUBLISHED. RELEASED FOR PUBLICATION .19
 © COPYRIGHT 19 BY AMP INCORPORATED. ALL RIGHTS RESERVED.

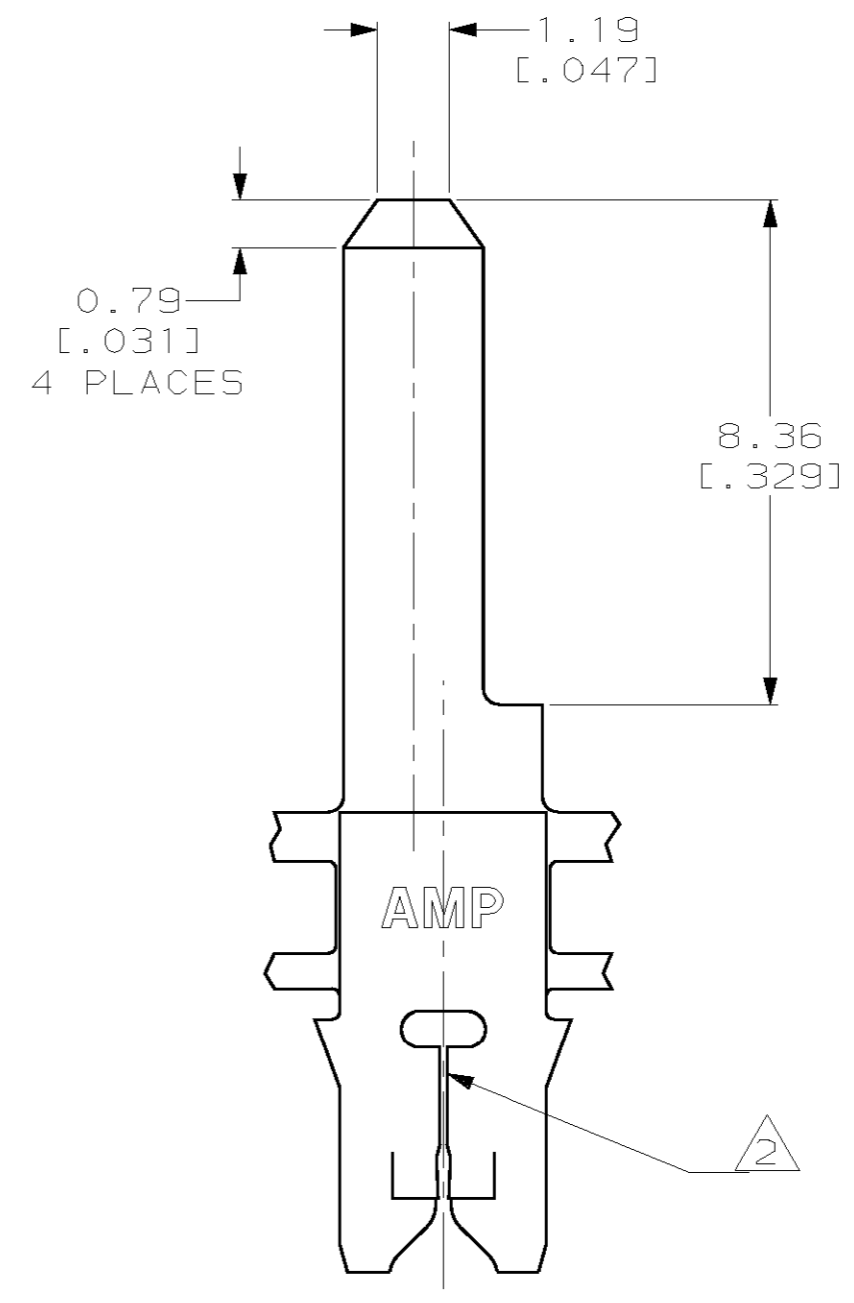
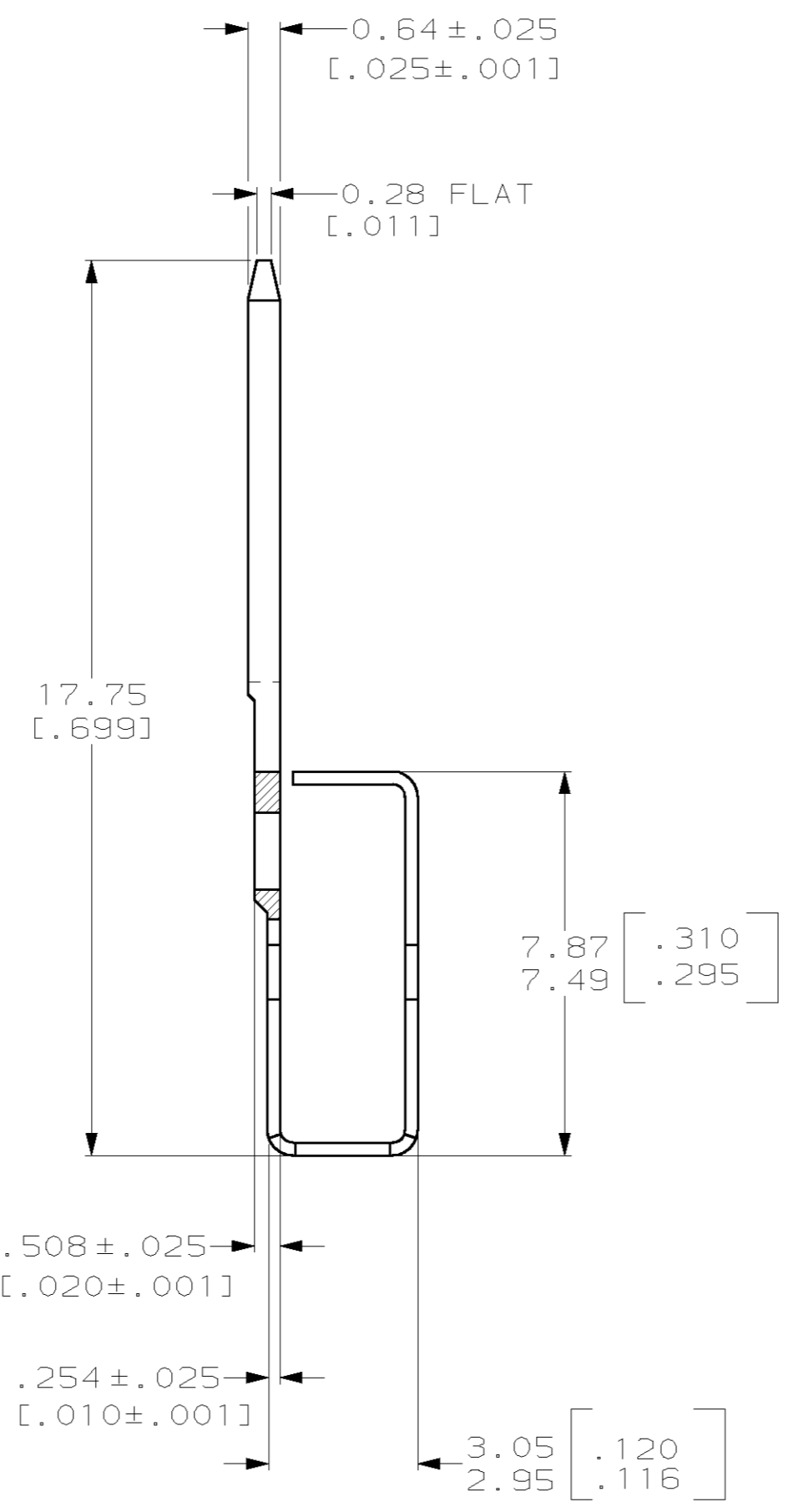
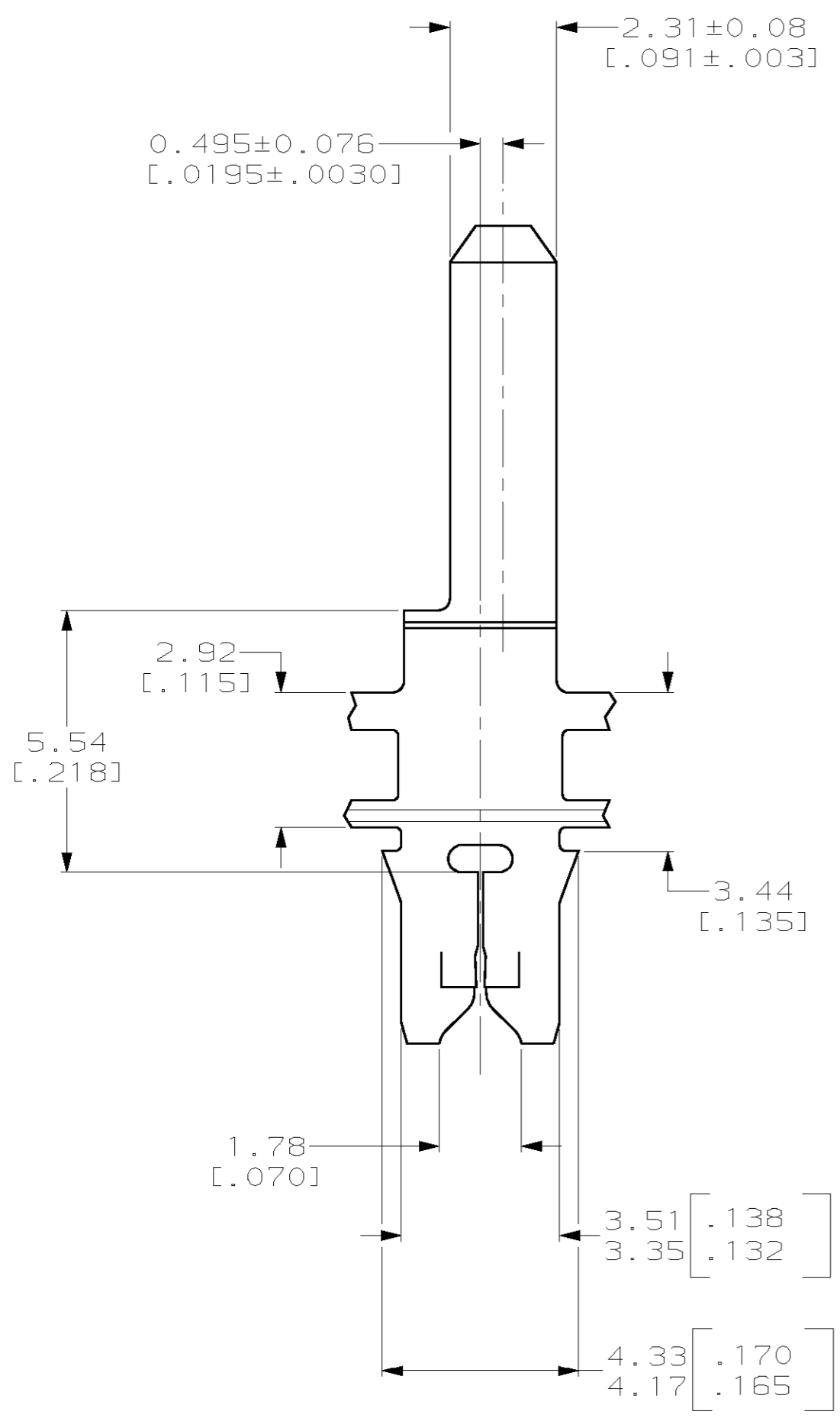
LOC		DIST		REVISIONS			
P	LTR	DATE	DWN	APVD			
AF	50						
B		REVISED PER 0G3A-0227-00	03APR00	MF	KR		

PART NUMBER 63927-1 PART NUMBER 63926-1



INSERTED DIMENSIONS
SCALE 2:1

- 1 CONTINUOUS STRIP ON REELS WITH TERMINALS LOCATED ON 5.59 ± 0.08 [0.220 ± 0.003] CENTERS
- 2 SLOT TERMINATES EITHER A SINGLE OR DOUBLE MAGNET WIRE OF THE SAME TYPE AND SIZE, COPPER RANGE: 0.18-0.23mm [#33-#31] AWG
- 3 SPECIAL PACKAGE MARKINGS- ORANGE COLOR CODE TAG NEXT TO REEL TAG



3 63926-1
PART NUMBER

THIS DRAWING IS A CONTROLLED DOCUMENT.		DWN MICHAEL S. FEHER 19AUG96	AMP Incorporated Harrisburg, PA 17105-3608	
DIMENSIONS: mm [INCHES]		CHK RICHARD GRZYBOWSKI 20AUG96	AMP	
TOLERANCES UNLESS OTHERWISE SPECIFIED: 0 PLC ±- 1 PLC ±- 2 PLC ±0.13[.005] 3 PLC ±- 4 PLC ±- ANGLES ±-		APVD NELSON E. NEFF 26AUG96	TAB, 2.31 [0.091], MAG-MATE™ LEFT HAND	
MATERIAL 4M PRE-MILLED BRASS		FINISH 0.002032[0.000080] MIN TIN PER MIL-T-10727	PRODUCT SPEC 108-2012	SIZE A2
		WEIGHT -	APPLICATION SPEC 114-2046	CAGE CODE 00779
		CUSTOMER DRAWING	DRAWING NO C-63926	SCALE 8:1
			SHEET 1 OF 1	REV B