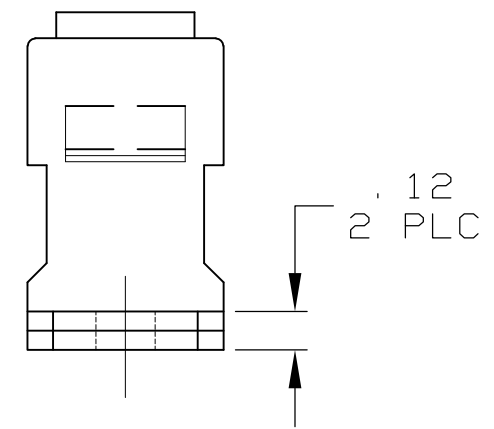
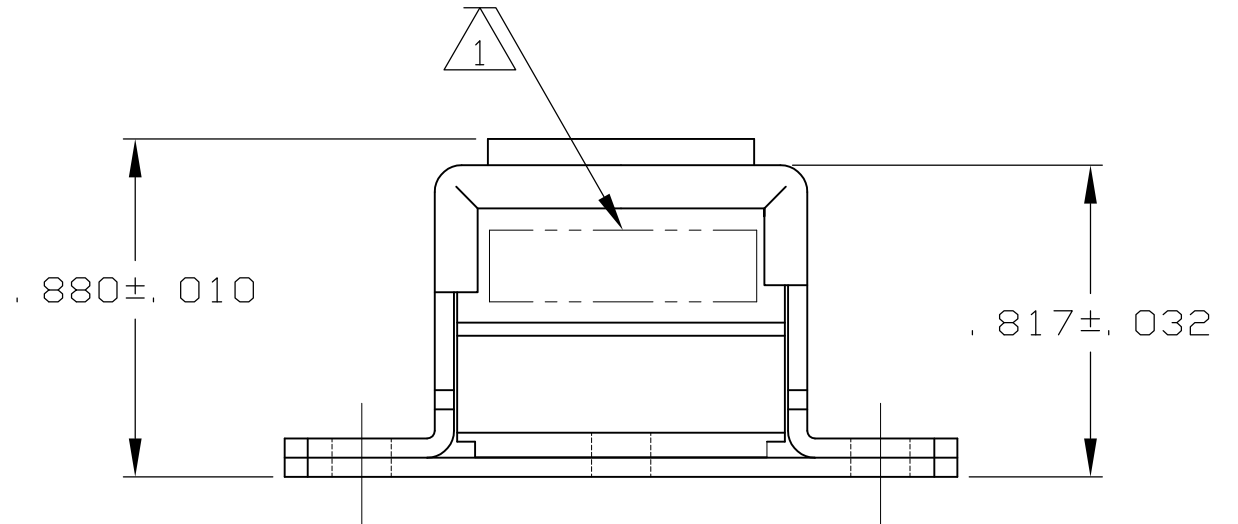
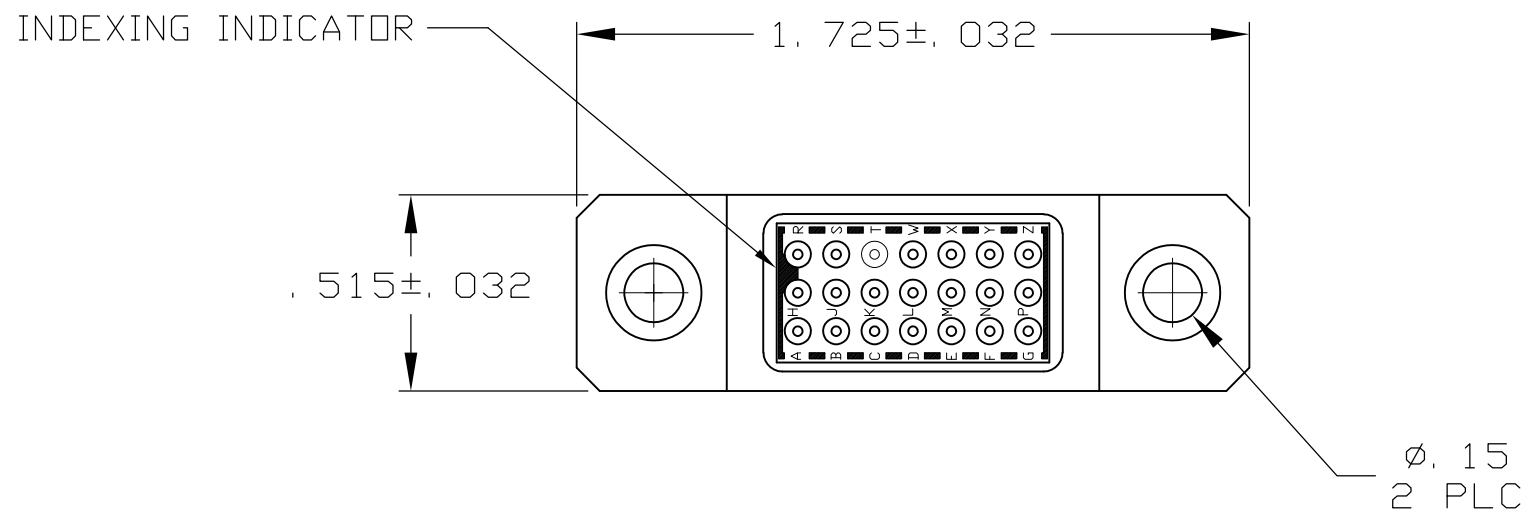


THIS DRAWING IS UNPUBLISHED.		RELEASED FOR PUBLICATION	
© COPYRIGHT - By -		ALL RIGHTS RESERVED.	
DESCRIPTION	MATERIAL	FINISH	
GROMMET	FLUID RESISTANT SILICONE	COLOR: GREEN	
MODULE ASSEMBLY	D.A.P. PER MIL-M-14 TYPE SDG-F	COLOR: GREEN	
CONTACT, SOCKET ASSEMBLY	BERYLLIUM COPPER PER ASTM-B194	GOLD PLATE PER MIL-G-45204	
CLIP CONTACT RETAINING	BERYLLIUM COPPER PER ASTM-B194 OR SST PER QQ-S-766	NONE	
BRACKET / GROUNDING PLATE	AL-ALLOY 6061-T4	ELECTROLESS NICKEL PER QQ-N-290	
CONTACTS	COPPER ALLOY PER MIL-C-32029/1	GOLD PLATE PER MIL-G-45204	
SEALING PLUGS	F.E.P. PER MIL-P-19468	COLOR: BLACK	

LDC		DIST		REVISIONS			
-	-	P	LTR	DESCRIPTION	DATE	DWN	APVD
		D		REV PER ECD 15-000784	1-21-15	CT	DE



- 1 MODULE ASSEMBLY MARKED WITH "AMP", AMP PART NO. AND DATE CODE IN APPROX AREA SHOWN.
- 2 CONTACTS AND SEALING PLUGS SUPPLIED WITH MODULE ASSY.

-	SIZE 21	592840-2
2	SIZE 21	592840-1
REMARKS	DESCRIPTION	PART NO.

THIS DRAWING IS A CONTROLLED DOCUMENT.		DWN	C. C. THOMAS	8-24-04	
DIMENSIONS: INCHES		CHK	D. EABY	8-24-04	
TOLERANCES UNLESS OTHERWISE SPECIFIED:		APVD	D. EABY	8-24-04	
0 PLC	± -	PRODUCT SPEC			
1 PLC	± -	APPLICATION SPEC			
2 PLC	± .02				
3 PLC	± .005				
4 PLC	± -				
ANGLES	± -				
MATERIAL	SEE TABLE	FINISH	SEE TABLE	WEIGHT	-
CUSTOMER DRAWING		SCALE	2:1	SHEET	1 of 1

**TE** TE Connectivity

NAME: MODULE ASSEMBLY W/GROUNDING BRACKET, SIZE 21, TJ

SIZE: A2 CAGE CODE: 00779 DRAWING NO: 592840 RESTRICTED TO: -