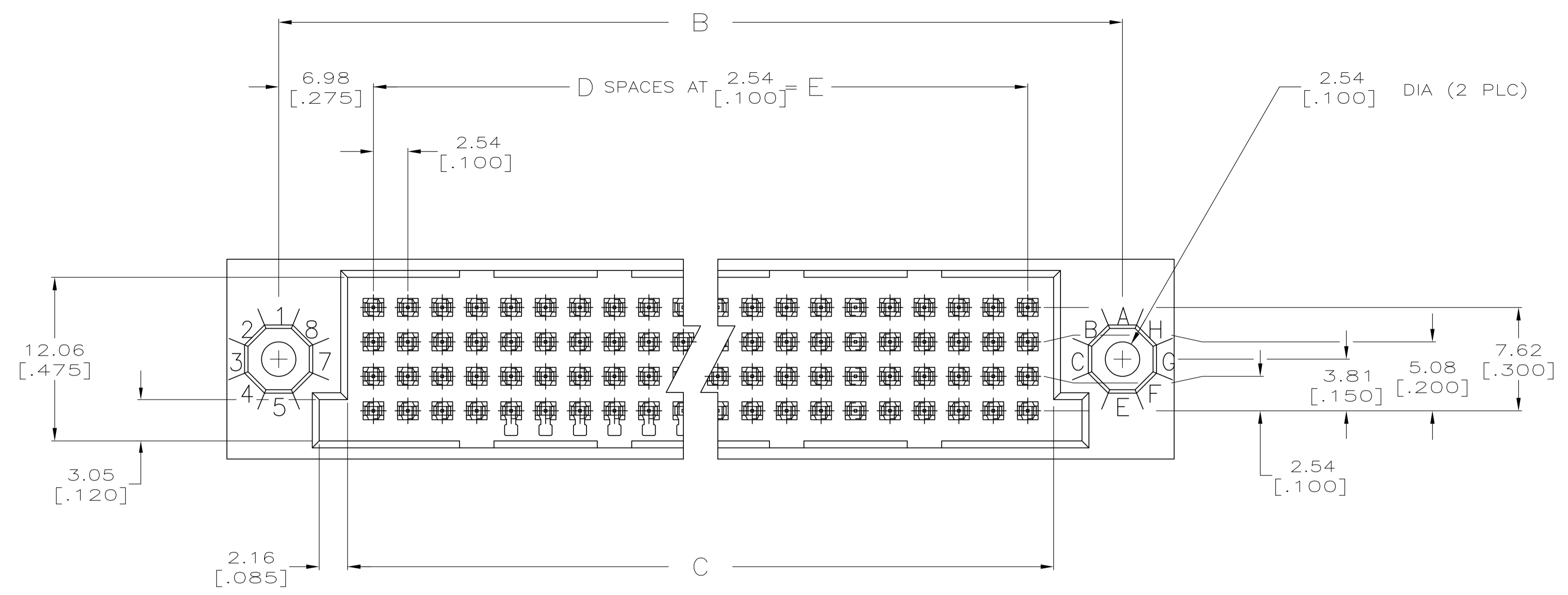
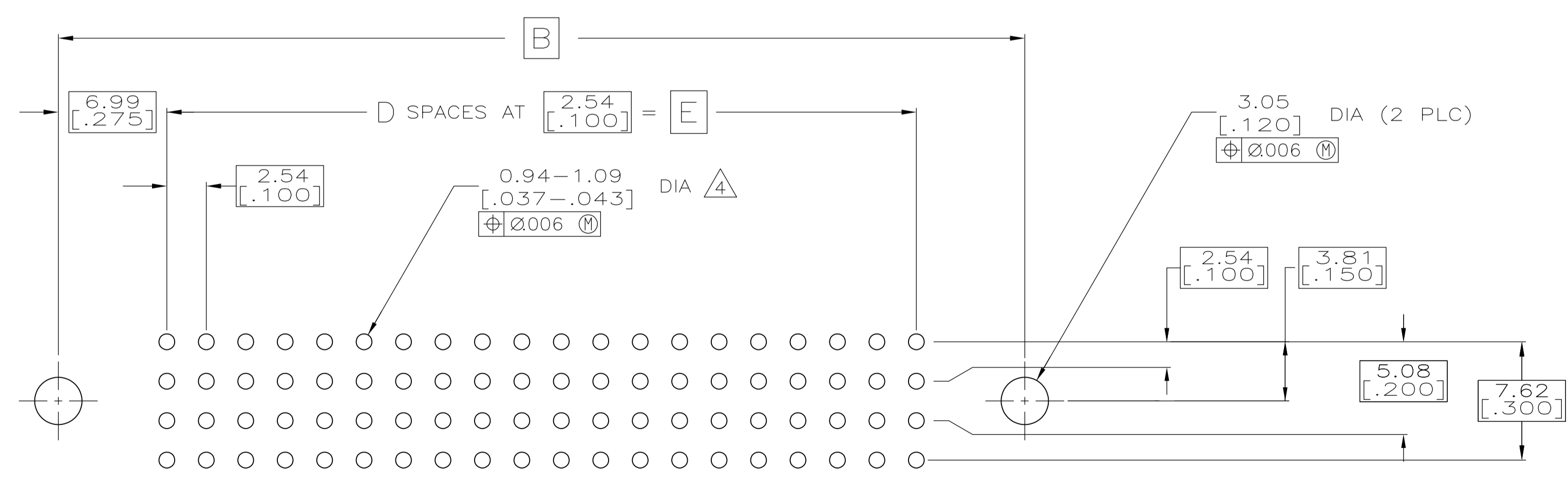
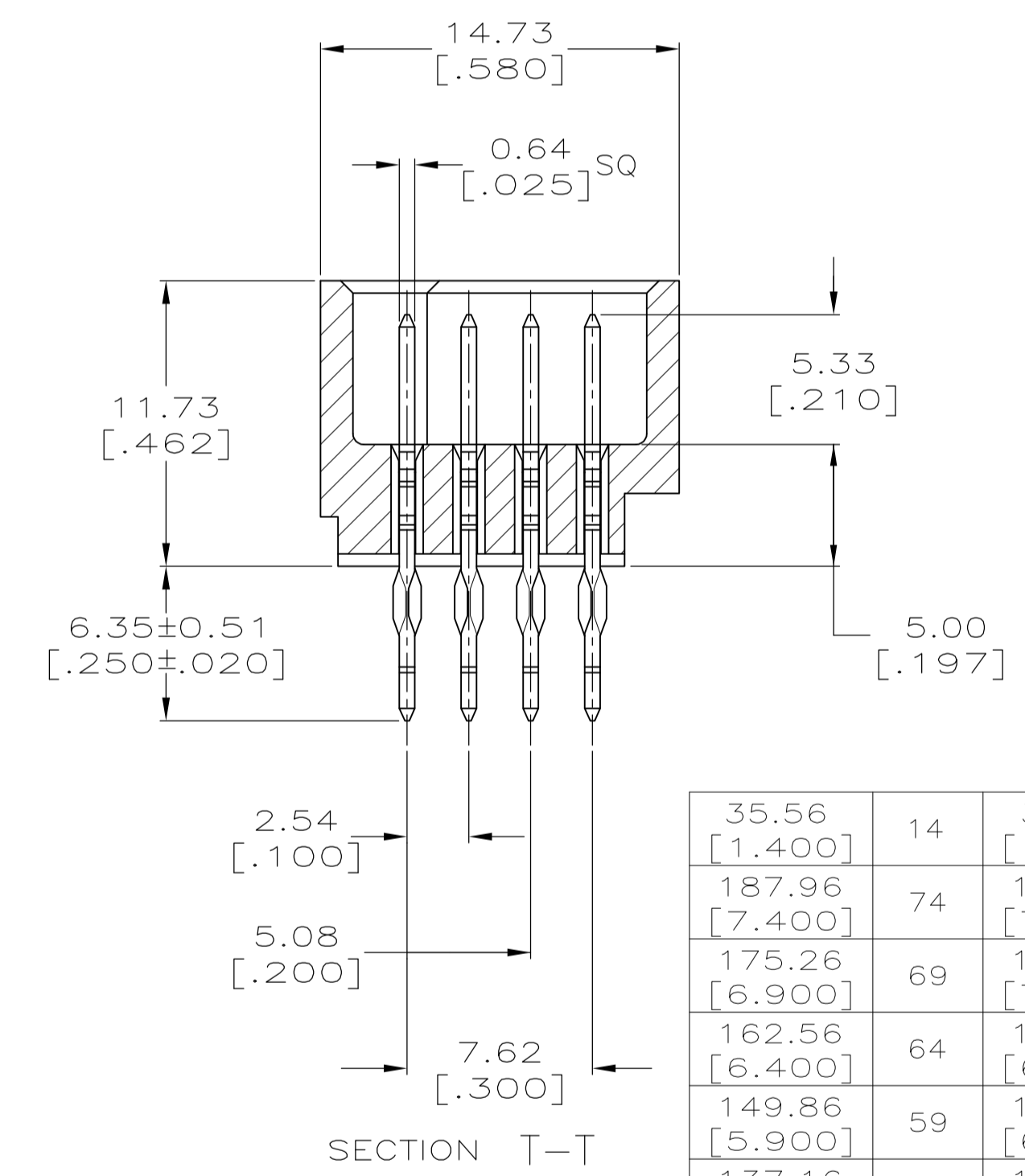
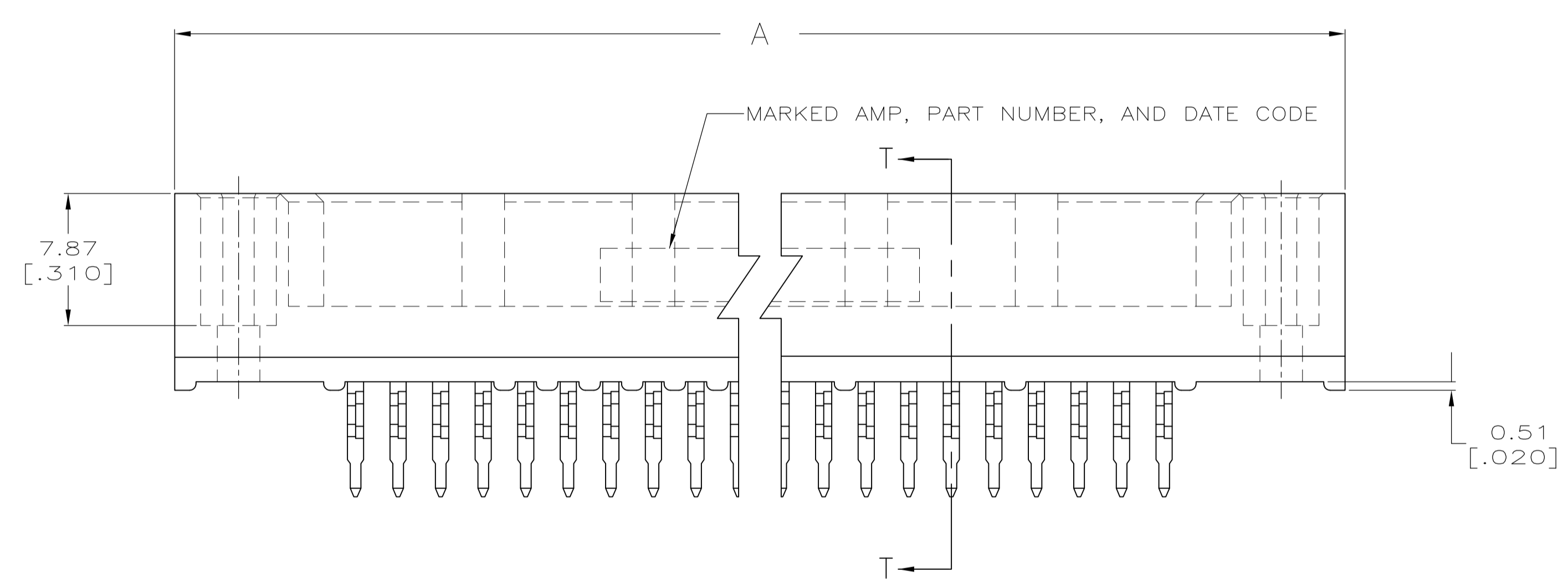


REVISIONS				
P	LTR	DESCRIPTION	DATE	APPV
B	REVISED PER ECO-15-015252		16NOV15	BJ FY



- 1 HOUSING MATERIAL: THERMOPLASTIC, COLOR-BLACK.
- 2 CONTACT MATERIAL: PHOSPHOR BRONZE.
- 3 FINISH: MATING AREA: MEETS THE PERFORMANCE REQUIREMENTS OF PRODUCT SPECIFICATION 108-9063; BASED ON TELCORDIA DR-1217-CORE APPLICATIONS IN UNCONTROLLED ENVIRONMENTS. TIN PLATED POSTS.
- 4 ACTION PIN POSTS REQUIRE 2.36 [.093] MINIMUM THICK P.C. BOARD. RECOMMENDED P.C. BOARD HOLES ARE 1.151 [.0453] DIAMETER PLATED THRU 0.025-0.076 [.001-.003] COPPER, WITH 0.0076 [.0003] MINIMUM TIN-LEAD PLATING; FINISHED HOLE AFTER PLATING 0.94-1.09 [.037-.043] DIAMETER; AFTER REFLOW 0.91-1.09 [.036-.043] DIAMETER.
- 5 OBSOLETE PARTS: OBSOLETE CIS STREAMLINING PER D.RENAUD/D.SINISI
- 6 FINISH: CONTACT FINISH: .00127-.00254 [.000050-.000100] NICKEL UNDERPLATE ALL OVER; .000762 [.000030] GOLD PLATE IN CONTACT AREA, TIN PLATED POSTS.



RECOMMENDED P.C. BOARD LAYOUT

E	D	C	B	A	POSN	PART NUMBER
35.56 [1.400]	14	39.37 [1.550]	49.53 [1.950]	57.15 [2.250]	60	2-5532448-0
187.96 [7.400]	74	191.77 [7.550]	201.93 [7.950]	209.55 [8.250]	300	1-5532448-2
175.26 [6.900]	69	179.07 [7.050]	189.23 [7.450]	196.85 [7.750]	280	1-5532448-1
162.56 [6.400]	64	166.37 [6.550]	176.53 [6.950]	184.15 [7.250]	260	1-5532448-0
149.86 [5.900]	59	153.67 [6.050]	163.83 [6.450]	171.45 [6.750]	240	5532448-9
137.16 [5.400]	54	140.97 [5.550]	151.13 [5.950]	158.75 [6.250]	220	5532448-8
124.46 [4.900]	49	128.27 [5.050]	138.43 [5.450]	146.05 [5.750]	200	5532448-7
111.76 [4.400]	44	115.57 [4.550]	125.73 [4.950]	133.35 [5.250]	180	5532448-6
99.06 [3.900]	39	102.87 [4.050]	113.03 [4.450]	120.65 [4.750]	160	5532448-5
86.36 [3.400]	34	90.17 [3.550]	100.33 [3.950]	107.95 [4.250]	140	5532448-4
78.74 [3.100]	31	82.55 [3.250]	92.71 [3.650]	100.33 [3.950]	128	5532448-3
73.66 [2.900]	29	77.47 [3.050]	87.63 [3.450]	95.25 [3.750]	120	5532448-2
60.96 [2.400]	24	64.77 [2.550]	74.93 [2.950]	82.55 [3.250]	100	5532448-1

THIS DRAWING IS A CONTROLLED DOCUMENT.

DIMENSIONS: mm [INCHES]

TOLERANCES UNLESS OTHERWISE SPECIFIED:

0 PLC	± -
1 PLC	± -
2 PLC	± 0.13 [.005]
3 PLC	± -
4 PLC	± -
ANGLES	± -

MATERIAL: 1 2

FINISH: 3 6

STE TE Connectivity

ASSEMBLY, PIN, VERTICAL, HDI, 4 ROW, WITHOUT GUIDE PINS, 6.35[.250] LONG ACTION PINS

SIZE: A1 00779 C=5532448

SCALE: 4:1 SHEET 1 of 1 REV B