

4

3


2

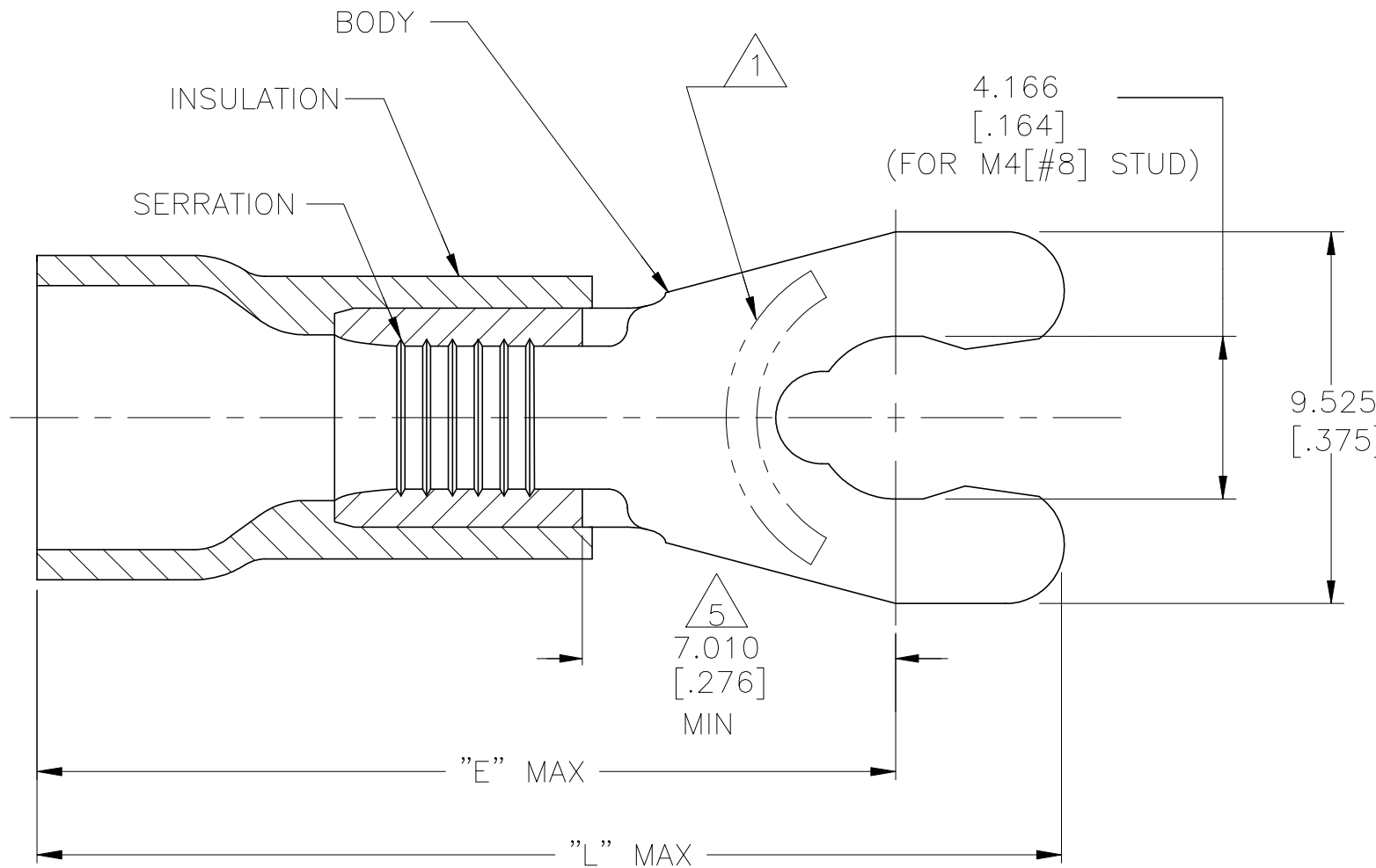
1

© - TE Connectivity. All Rights Reserved.

REVISIONS

P	LTR	DESCRIPTION	DATE	DWN	APVD
P		REVISED PER ECR-23-163311	09MAR2023	BB	DSC

AMP WIRE RANGE	 Listed FILE E13288
12-10 AWG SOLID OR STRANDED	12 AWG STRANDED



- 1 STAMP 8S AMP 12-10* APPROX AS SHOWN
- 2 SEE TABLE FOR WIRE INSUL DIA
- 3 BODY MATERIAL THK: 1.016±.051[.040±.002]
- 4 MATERIAL: BODY - BRASS PER ASTM B36
INSULATION - PVC.
- 5 APPLIES FROM EDGE OF METAL WIRE BARREL TO
CENTER OF STUD HOLE
- 6 FINISH:
BODY - TIN PALTE 0.00254[.000100]
MIN EXT THK PER ASTM B545
INSUALTION COLOR - YELLOW

28.219 [1.111]	23.774 [.936]	6.350-7.620 [.250-.300]	1500	ON TAPE, REEL	52962-3
28.219 [1.111]	23.774 [.936]	6.350-7.620 [.250-.300]	500	LOOSE PIECE	52962-2
26.721 [1.052]	22.276 [.877]	2.667-5.080 [.105-.200]	2500	ON TAPE, REEL	52962-1
26.721 [1.052]	22.276 [.877]	2.667-5.080 [.105-.200]	500	LOOSE PIECE	52962
L	E	WIRE INSUL DIA	QTY	PACKAGE TYPE	PART NO

AMP INCORPORATED
CUSTOMER SERVICE SYSTEMS

MAX RECOMMENDED OPERATING
TEMPERATURE:

105°C [221°F]

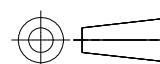
VOLTAGE RATING:
600V MAX
(1000V FIXTURE OR SIGN)

CIRCULAR MIL AREA:
2.62-6.64mm² [5,180-13,100]
SOLID OR STRANDED

THIS DRAWING IS A CONTROLLED DOCUMENT FOR
AMP INCORPORATED. IT IS SUBJECT TO CHANGE
AND THE CONTROLLING ENGINEERING ORGANIZATION
SHOULD BE CONTACTED FOR THE LATEST REVISION.

THIS DRAWING IS A CONTROLLED DOCUMENT.

DIMENSIONS:
mm [INCHES]



TOLERANCES UNLESS
OTHERWISE SPECIFIED:

- 0 PLC ± -
- 1 PLC ± -
- 2 PLC ± -
- 3 PLC ± 0.127[.005]
- 4 PLC ± -
- ANGLES ± -

MATERIAL



FINISH



DWN 26JUN95

L OLMEDA

CHK 26JUN95

M ELLIS

APVD 26JUN95

G NGO

PRODUCT SPEC

APPLICATION SPEC

114-2161

WEIGHT

CUSTOMER DRAWING



NAME
TERMINAL, SPRING SPADE,
SHORT, PLASTI-GRIP
WIRE SIZE: 12-10

SIZE CAGE CODE DRAWING NO RESTRICTED TO

A3 00779 C-52962 -

SCALE 6:1 SHEET 1 of 1 REV P

A

A