

4

3

2

1

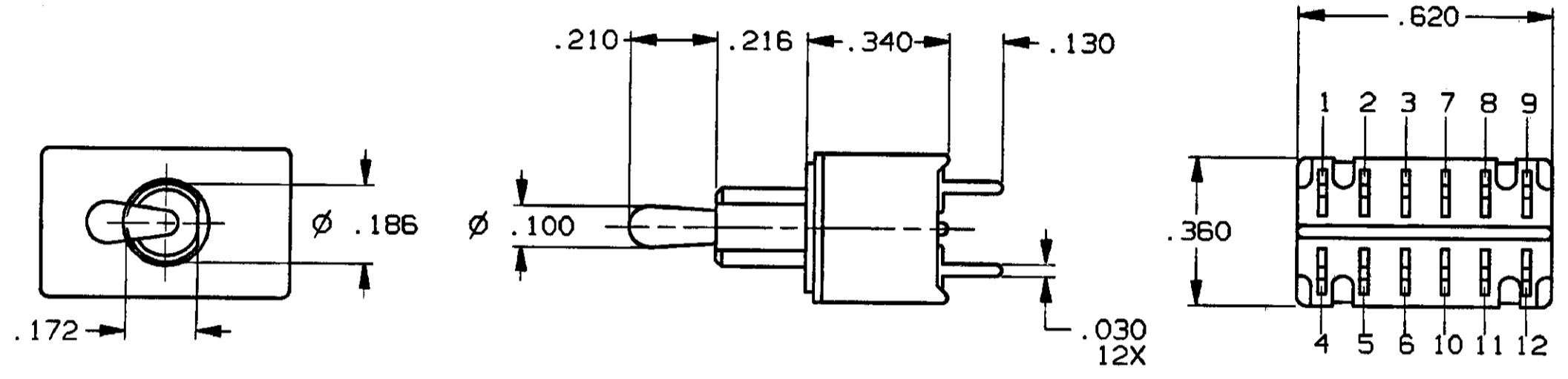
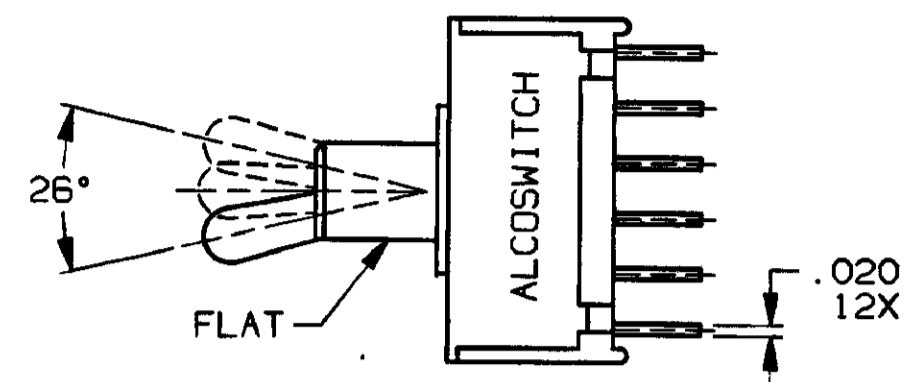
CONVERSION CHART	
INCH	MM
.002	0.05
.010	0.25
.020	0.51
.030	0.76
.043	1.09
.100	2.54
.130	3.30
.172	4.37
.187	4.75
.200	5.08
.210	5.33
.216	5.49
.340	8.64
.360	9.14
.620	15.74

2 SPECIFICATIONS:

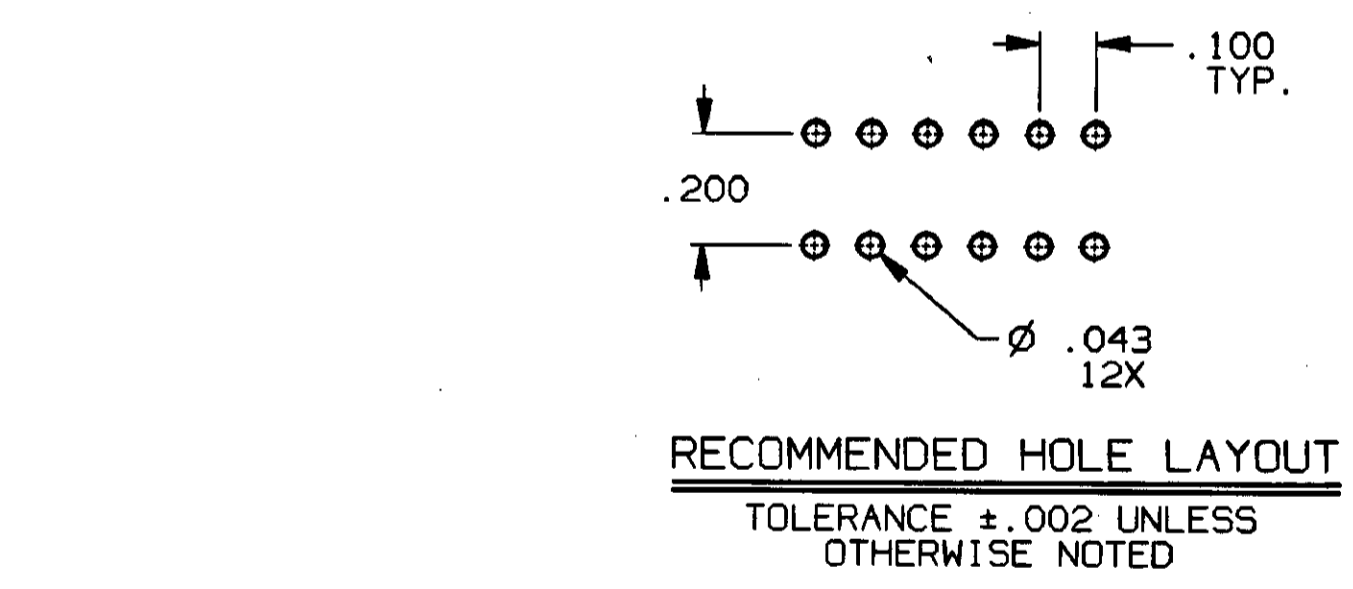
MATERIALS:
CASE: HIGH TEMPERATURE POLYESTER
FRAME: STEEL, TIN PLATED.
ACTUATOR: COPPER ALLOY, NICKEL PLATED.
MOVABLE CONTACT: COPPER ALLOY, GOLD OVER NICKEL PLATE.
STATIONARY CONTACT: COPPER ALLOY, GOLD OVER NICKEL PLATE.
TERMINALS: COPPER ALLOY, TIN LEAD PLATED.
TERMINAL SEAL: EPOXY

ELECTRICAL:
CONTACT RATING: 0.4 VA @ 20 VDC OR PEAK AC
INITIAL CONTACT RESISTANCE: 20 MILLIOHMS MAX.
INSULATION RESISTANCE: 1,000 MEGOHMS AT 500 VDC MIN.
DIELECTRIC STRENGTH: 1,000 VOLTS RMS AT SEA LEVEL
LIFE EXPECTANCY: 80,000 CYCLES (2 POSITION)
60,000 CYCLES (3 POSITION).

ENVIRONMENTAL:
OPERATING TEMPERATURE: -22°F TO +185°F (-30°C TO +85°C)
STORAGE TEMPERATURE: -67°F TO +185°F (-55°C TO +85°C)



2 NOTES:
1. INTERPRET DRAWING PER ASME Y14.5M-1994.



TERMINALS CONNECTED WHEN TOGGLE IN POSITIONS SHOWN.			
SWITCH ACTION CODE (*)	FLAT	FLAT	FLAT
N	2 TO 3 5 TO 6 8 TO 9 11 TO 12	NONE	2 TO 1 5 TO 4 8 TO 7 11 TO 10
P	2 TO 3 5 TO 6 8 TO 9 11 TO 12	OFF	2 TO 1 5 TO 4 8 TO 7 11 TO 10
R	2 TO 3 5 TO 6 8 TO 9 (MOM) 11 TO 12	NONE	2 TO 1 5 TO 4 8 TO 7 11 TO 10
PA	2 TO 3 5 TO 6 8 TO 9 11 TO 12	2 TO 3 5 TO 6 8 TO 7 11 TO 10	2 TO 1 5 TO 4 8 TO 7 11 TO 10

NOTE:
DESIGNATION NUMBERS ARE FOR REFERENCE ONLY AND DO NOT APPEAR ON THE SWITCHES.

2 CUSTOMER DRAWING
SPECIFICATIONS ARE SUBJECT TO CHANGES WITHOUT NOTICE

AUGAT D/N 40031-SD

THIS IS A C.A.D. GENERATED DRAWING. DO NOT MAKE MANUAL REVISIONS TO MASTER.

REV	A
REVISIONS	OG3C-0173-02

THIRD ANGLE PROJECTION

TOLERANCES (EXCEPT AS NOTED)
ANGULAR = ±1°
DECIMAL .XX = ±.010
DECIMAL .XXX = ±.010
DECIMAL .XXXX = ±.010

AUGAT CONFIDENTIAL
This document contains information which is the exclusive property of Augat Inc. Distribution, reproduction or use by others is not permitted without the expressed written consent of Augat Inc.

UNLESS OTHERWISE SPECIFIED DIMENSIONS ARE IN INCHES DO NOT SCALE PRINT	ORIGINAL DATE OF DRAWING: 5-22-80
MATERIAL: SEE SPECIFICATIONS	DRAWN: R. WICIEL DATE: 5-22-80
FINISH: SEE SPECIFICATIONS	CHECKED: B. BUCKHEIT DATE: 5-22-80
	APPROVED: KJ DATE: 5-22-80
	CODE IDENT. NO. 91506 DWG. SIZE C
	NEXT ASSY:

TYCO ELECTRONICS	
TITLE: CUSTOMER DRAWING SUBMINIATURE TOGGLE SWITCH 4 POLE - P.C. (TT41(*)G-PC-1)	
DWG. NO. 6-1437562-6	REV. A
PRODUCT CODE: A51	SCALE: SHEET 1 OF 1