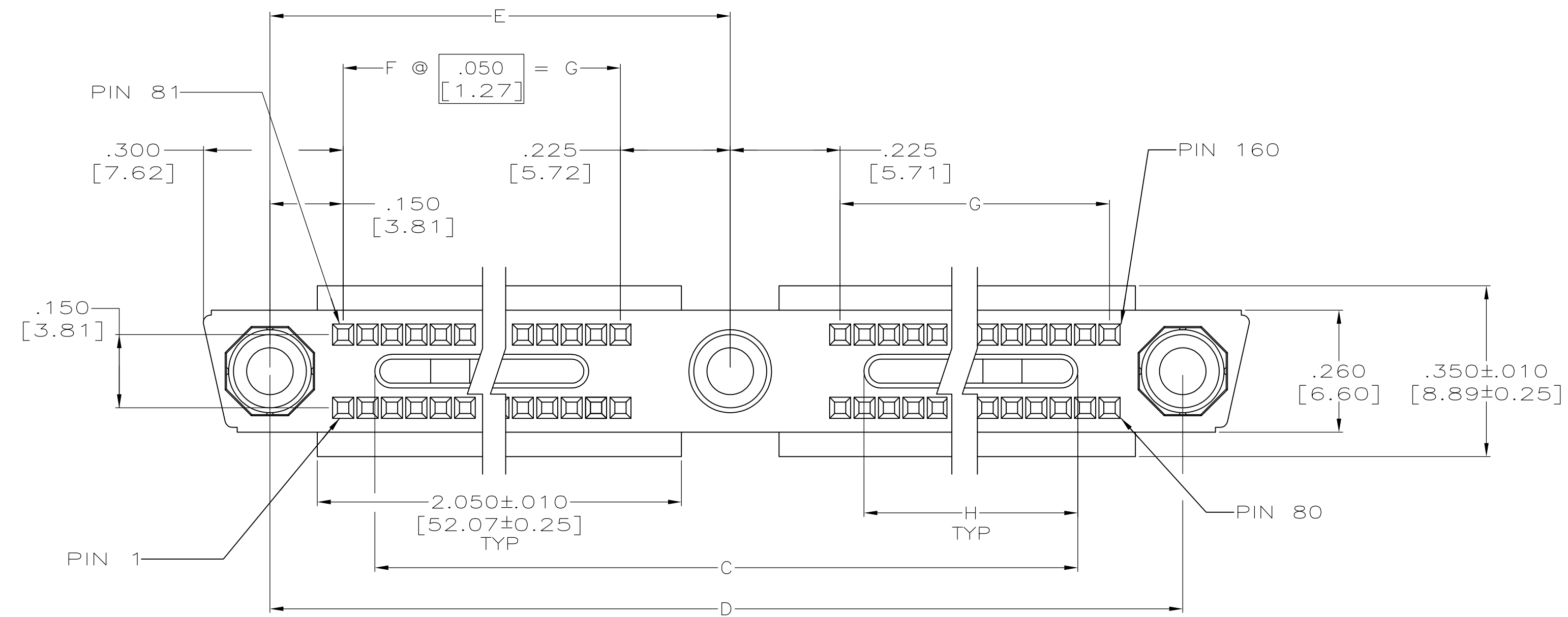
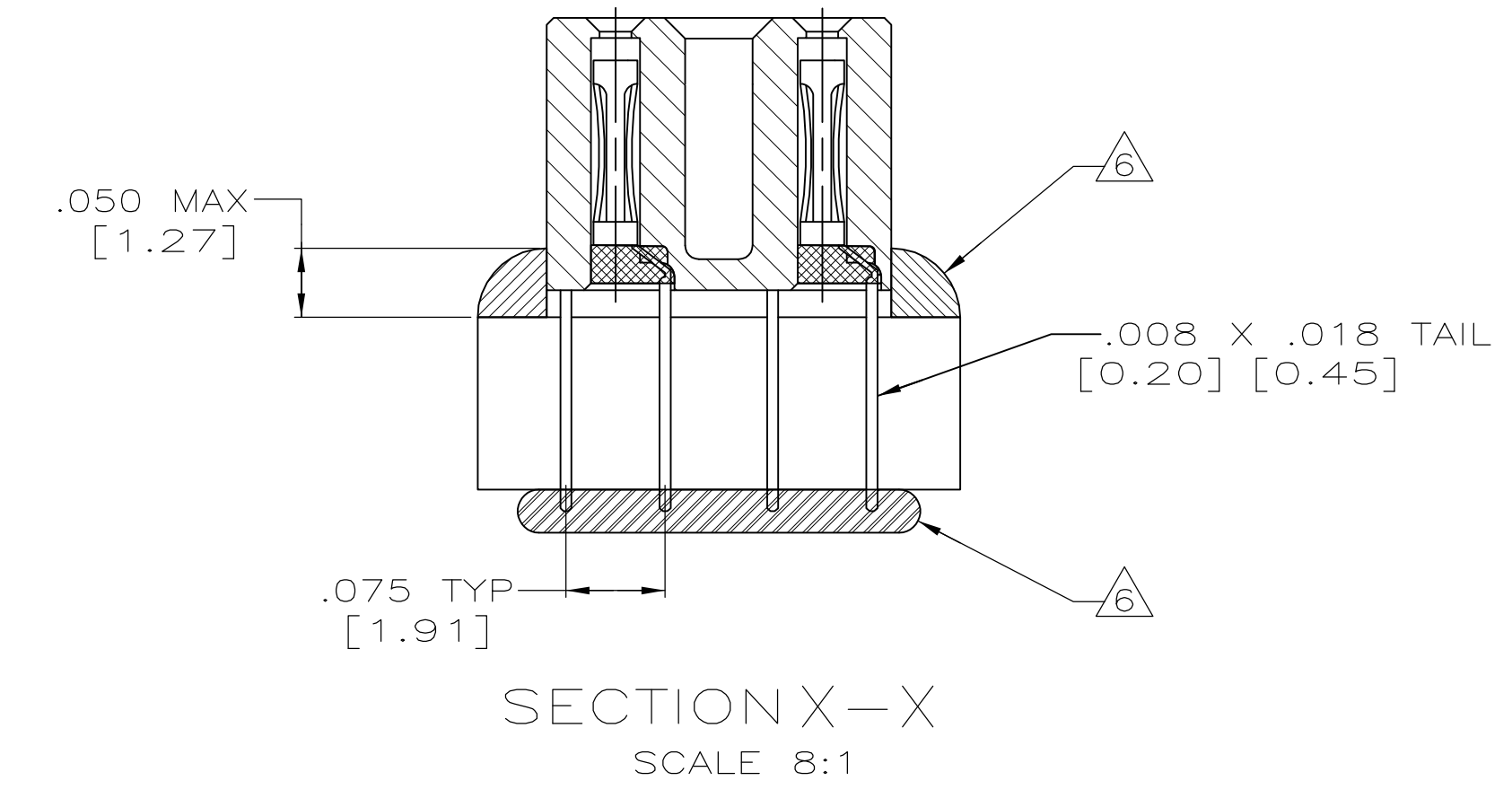
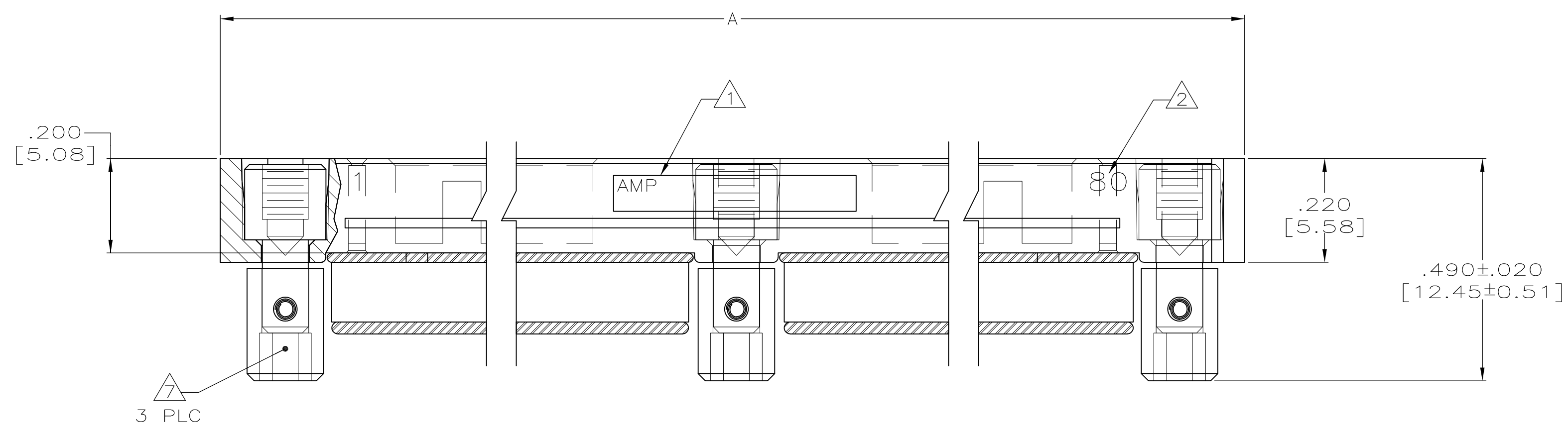


REVISIONS				
P	LTR	DESCRIPTION	DATE	BY
C		REVISED PER ECO-16-017894	20APR2017	PHM CT



- 1 AMP, AMP PART NUMBER, DATE CODE AND CUSTOMER PART NO. (5371048-001) MARKED IN THIS APPROX AREA.
- 2 NUMBERS INDICATING END POSITIONS MARKED THIS SIDE ONLY.
- 3 MEETS ALL APPLICABLE REQUIREMENTS OF MIL-C-55302.
- 4 FINISH: .000050[0.0012] GOLD PER MIL-G-45204 OVER NICKEL PER QQ-N-290 IN CONTACT AREA. REMAINDER OF CONTACT TIN-LEAD OVER NICKEL.
- 5 HOUSING MATERIAL: LIQUID CRYSTAL POLYMER PER MIL-M-24519, GLCP-30F; COLOR: GRAY.
- 6 EPOXY ADDED TO BOTTOM OF CONNECTOR AND P.C. BOARD FOR ADDED RIGIDITY AND TO INSULATE SOLDER CONNECTION.
- 7 ADHESIVE ADDED FOR INCREASED JACKSCREW STRENGTH.



1 & 80	1.800 [45.72]	1.950 [49.53]	39	2.325 [59.06]	4.650 [118.11]	4.200 [106.68]	1.162 [29.51]	4.950 [125.73]	160	443447-1
CONTACT DENT NUMBERS	H	G	F	E	D	C	B	A	NUMBER OF CONTACTS	PART NUMBER
THIS DRAWING IS A CONTROLLED DOCUMENT.								DIN C.C.THOMAS 1-30-96		TE Connectivity
DIMENSIONS: INCHES [mm]								CIRK 1-30-96		
TOLERANCES UNLESS OTHERWISE SPECIFIED:								D GUTTER 1-30-96		NAME RECEPTACLE ASSEMBLY, CROSSOVER EXTENDED, MINI-BOX
0 PLC ± - 1 PLC ± - 2 PLC ± - 3 PLC ± .005 [0.13] 4 PLC ± - ANGLES ± -								PRODUCT SPEC APPLICATION SPEC		
MATERIAL								WEIGHT		SIZE CAGE CODE DRAWING NO A1 00779 C=443447
FINISH								CUSTOMER DRAWING		
								SCALE 5:1		SHEET 1 OF 1 REV C