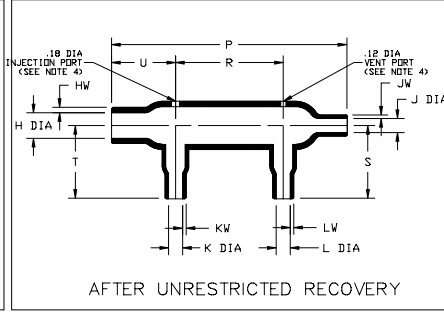
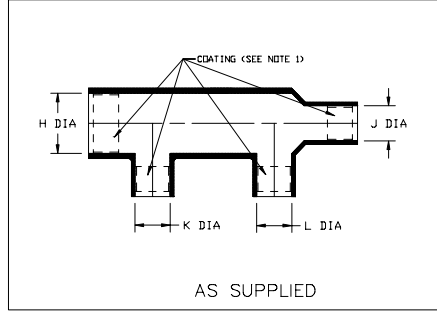


Thermofit<sup>®</sup> Molded Parts  
 Specification Control Drawing  
 Limited Distribution

Part Number : 422A414-25/225  
 Description : Transition, Two 90°  
 Side Breakouts

NOTES

- All dimensions are in  $\frac{\text{inches}}{\text{millimeters}}$
- Dimensions appearing in table are as follows:  
 a - As Supplied  
 b - After Unrestricted Recovery
- Coating is optional. As supplied dimensions appearing in table are for uncoated parts. When coating is added, entry diameters will be reduced by .06 max.
- Molding port is optional. When -00 modification number is specified molding port will be located as shown.



PART NUMBER	H		J, K & L		P	R	S	T	U	HW	JW & KW	LW
	Min	Max	Min	Max	±10%	±10%	±10%	±10%	±10%	±20%	±20%	±20%
422A414	a 1.20 [30,5]	b .60 [15,2]	a .70 [17,8]	b .35 [8,9]	b 4.60 [116,8]	b 2.10 [53,3]	b 1.30 [33,0]	b 1.30 [33,0]	b 1.25 [31,7]	b .10 [2,5]	b .06 [1,5]	b .06 [1,5]

If this document is printed it becomes uncontrolled.  
 Check for the latest revision.

**Raychem**

RAYCHEM CORPORATION  
 300 CONSTITUTION DRIVE  
 MENLO PARK, CALIFORNIA 94025

Revision : A  
 Date : 9/15/99

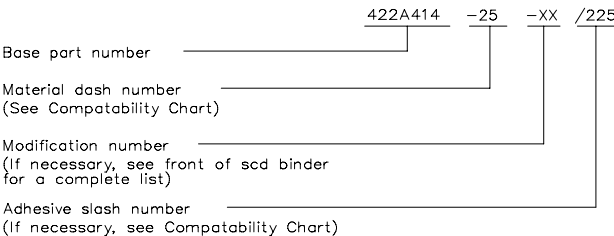
Part Number : 422A414-25/225  
 Description : Transition, Two 90°  
 Side Breakout

Thermofit<sup>®</sup> Molded Parts  
 Specification Control Drawing  
 Limited Distribution

Part Number : 422A414-25/225  
 Description : Transition, Two 90°  
 Side Breakout

COMPATABILITY CHART					
MATERIAL DASH NO.	MATERIAL DESCRIPTION	RT SPEC	COATING SLASH NO.	COATING S NO.	COATING DESCRIPTION
-25	Elastomer, Fluid Resistant	RT-1325	/225	S-1206	Adhesive

ORDERING INFORMATION



THIS DRAWING IS SUBJECT TO CHANGE WITHOUT NOTICE; CONSULT YOUR  
 NEAREST FIELD REPRESENTATIVE FOR CURRENT REVISION

**Raychem**

RAYCHEM CORPORATION  
 300 CONSTITUTION DRIVE  
 MENLO PARK, CALIFORNIA 94025

Revision : A  
 Date : 9/15/99

Part Number : 422A414-25/225  
 Description : Transition, Two 90°  
 Side Breakout