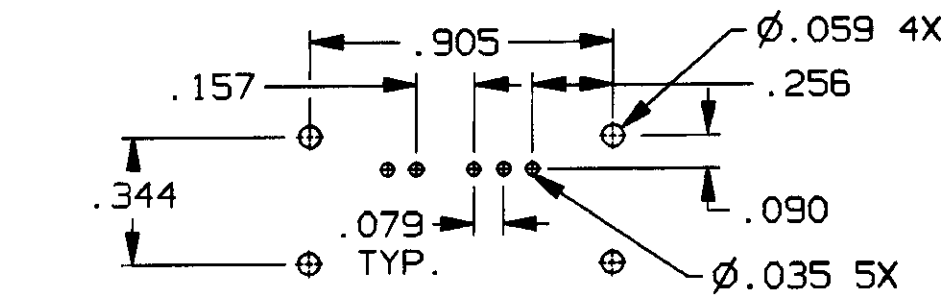
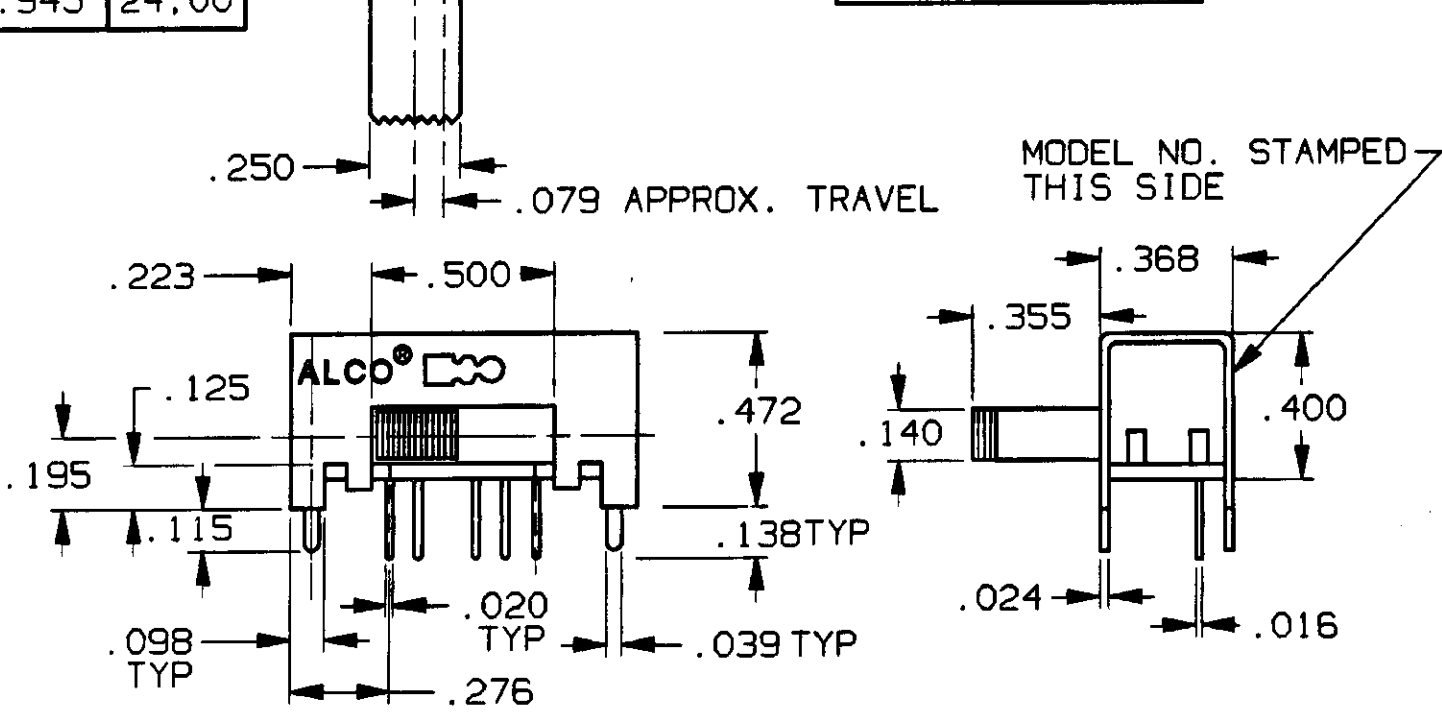
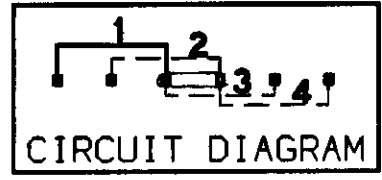
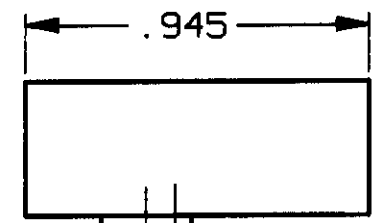


4

3

2

CONVERSION CHART		CONVERSION CHART	
INCH	MM	INCH	MM
.010	0,25	.500	12,70
.016	0,40	.905	22,98
.020	0,50	.945	24,00
.024	0,60		
.035	0,88		
.039	0,99		
.059	1,49		
.079	2,00		
.090	2,28		
.115	2,92		
.138	3,50		
.140	3,55		
.157	3,98		
.195	4,95		
.250	6,35		
.256	6,50		
.355	9,01		
.368	9,34		
.400	10,16		
.472	11,98		



Δ 3	MSSA-1450RG	GOLD
	MSSA-1450R	SILVER
	MODEL NO.	PLATING

SPECIFICATIONS:

MATERIALS:
CASE: STEEL
ACTUATOR: POLYESTER UL 94V-0
MOVABLE CONTACT: COPPER ALLOY, SILVER OR GOLD PLATED.
STATIONARY CONTACT: COPPER ALLOY, SILVER OR GOLD PLATED.
TERMINALS: COPPER ALLOY, SILVER OR GOLD PLATED.

ELECTRICAL:
CONTACT RATING: GOLD: 0.4 VA 20 VDC OR PEAK AC
SILVER: 300 mA @ 125 VAC
CONTACT RESISTANCE: 30mΩ MAX. INITIAL.
INSULATION RESISTANCE: 1,000 MEGOHMS MIN.
DIELECTRIC STRENGTH: 500V RMS @ SEA LEVEL.
LIFE EXPECTANCY: 15,000 CYCLES MIN.

MECHANICAL:
ACTUATION FORCE: 470 GRAMS AVERAGE.

ENVIRONMENTAL:
OPERATING TEMPERATURE: -4°F TO +185°F
(-20°C TO +85°C)
STORAGE TEMPERATURE: -40°F TO +212°F
(-40°C TO +100°C)

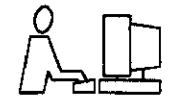
NOTES:

1. INTERPRET DRAWING PER ASME Y14.5M-1994.
 2. TERMINALS ARE EPOXY SEALED.
- Δ 3 OBSOLETE PARTS: OBSOLETE CIS STREAMLINING PER D.RENAUD/D.SINISI

AUGAT D/N 40122-SD

RECOMMENDED HOLE LAYOUT
TOLERANCE ±.002 UNLESS OTHERWISE NOTED

CUSTOMER DRAWING
SPECIFICATIONS ARE SUBJECT TO CHANGES WITHOUT NOTICE



REV	A	A1
REVISIONS	0G3C-0173-02	ECO-09-026495 DWN:KK APP'D:HMR DATE:29JAN10

THIRD ANGLE PROJECTION

TOLERANCES (EXCEPT AS NOTED)
ANGULAR =
DECIMAL .XX =
DECIMAL .XXX = ±.010
DECIMAL .XXXX =

AUGAT CONFIDENTIAL
This document contains information which is the exclusive property of Augat Inc. Distribution, reproduction or use by others is not permitted without the expressed written consent of Augat Inc.

UNLESS OTHERWISE SPECIFIED DIMENSIONS ARE IN INCHES DO NOT SCALE PRINT

MATERIAL:
SEE SPECIFICATIONS

FINISH:
SEE SPECIFICATIONS

ORIGINAL DATE OF DRAWING: 5-29-96

DRAWN: TRU-D DATE: 5-29-96

CHECKED: DATE:

APPROVED: *[Signature]* DATE: 6/28/96

CODE IDENT. NO. 91506 DWG. SIZE B

NEXT ASSY:

TYCO ELECTRONICS

TITLE: **CUSTOMER DRAWING**
SLIDE SWITCH, RA
(MSSA-1450R)

DWG. NO. **3-1437580-9** REV. A1

PRODUCT CODE: C51

SCALE: SHEET 1 OF 1