THIS DRAWING IS UNPUBLISHED.
QUESTO DISEGNO NON DEVE ESSERE DIVULGAZIONE
© COPYRIGHT 2011 BY -

RELEASED FOR PUBLICATION 2007
È CONSENTITA LA DIVULGAZIONE
ALL RIGHTS RESERVED.
INTERNAZIONALE TUTTI I DIRITTI RISERVATI.

REVISIONS
REVISIONI

P	LTR REV	DESCRIPTION DESCRIZIONE	DATE DATA	DWN DIS.	APVD APP.
	C	FIRST ISSUE	27JAN2011	D.B.	M.G.
	C1	ADDED ALTERNATIVE TAB WITH SHOULDER	01MAR2017	ML	VC
	D	REFER PCN-22-153748	08FEB2022	KMD	GILC

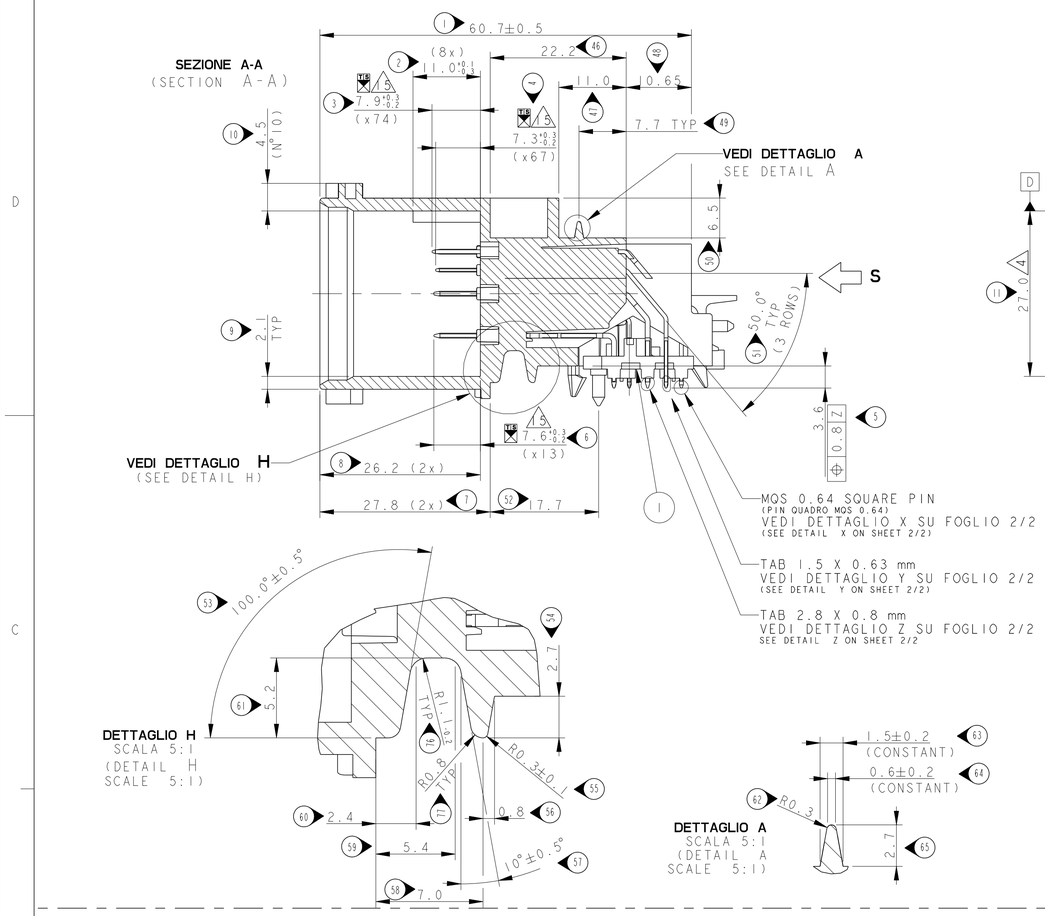

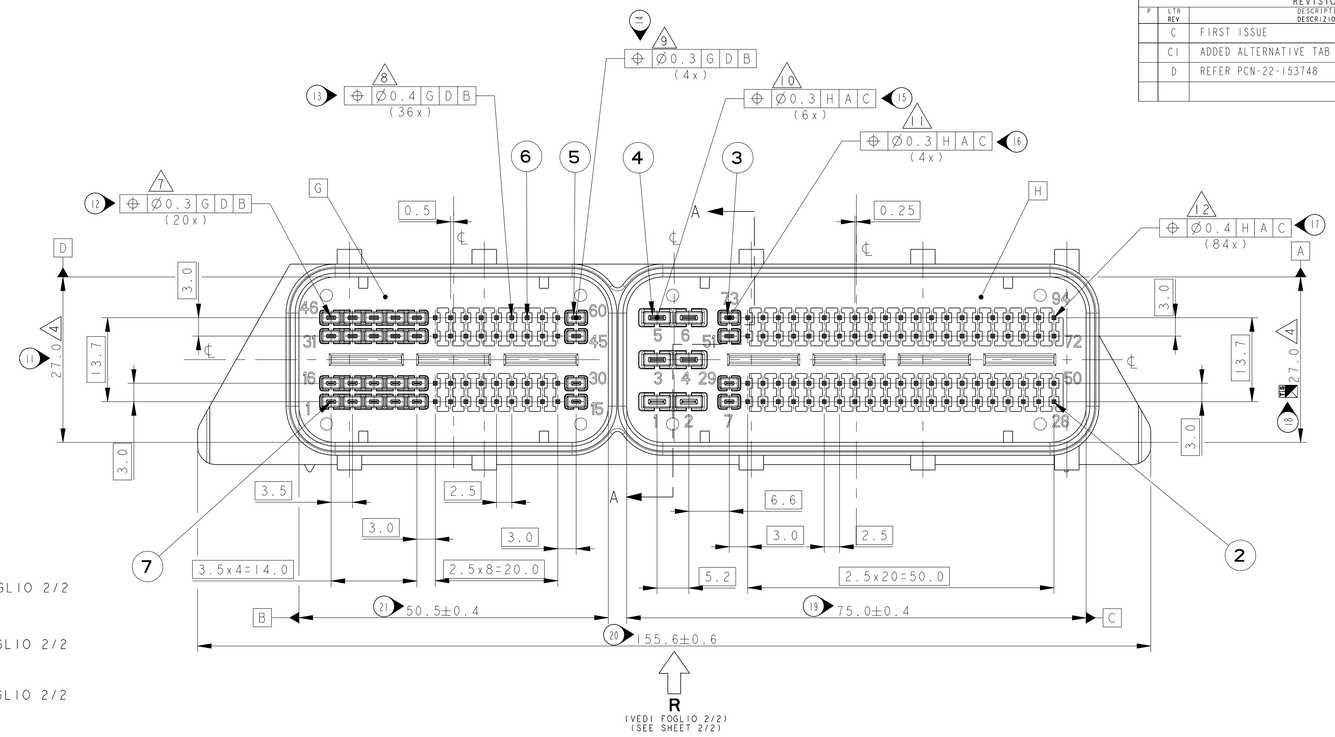

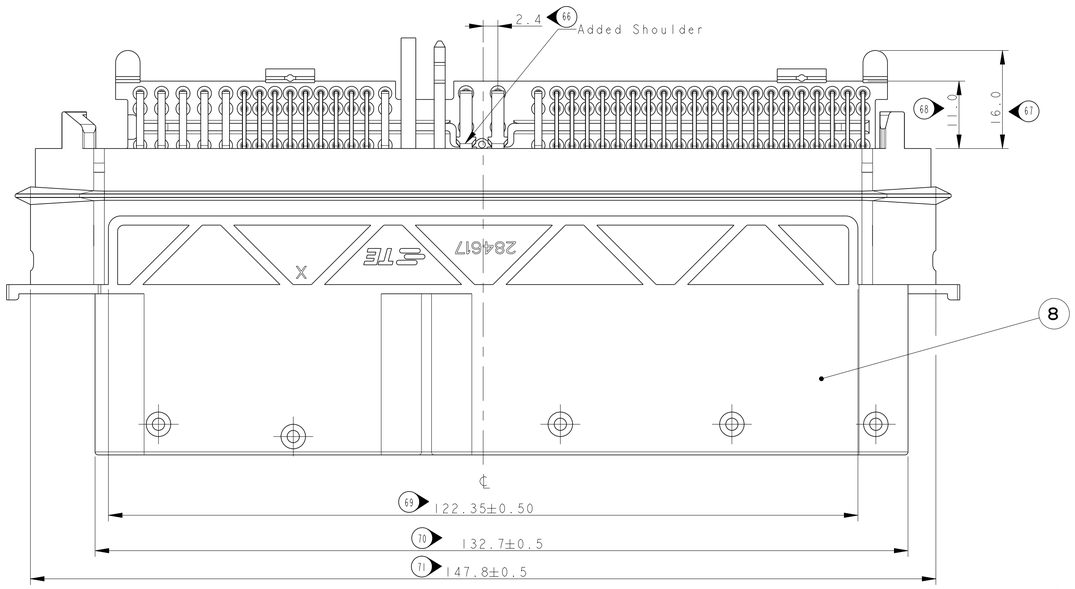

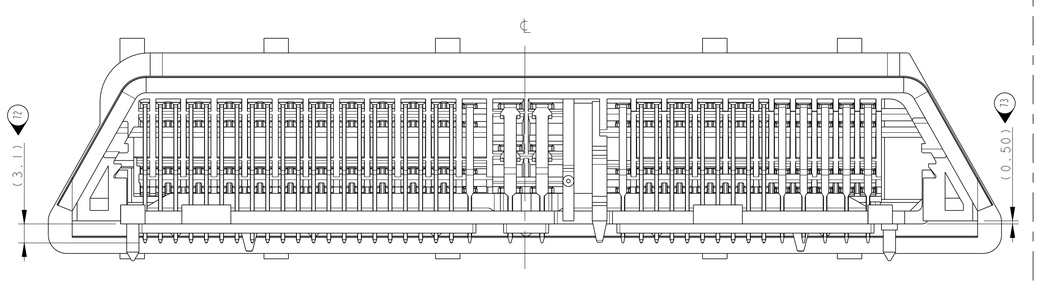

LA FIGURA MOSTRA IL POSIZIONATORE
CONTATTI IN POSIZIONE DI PRE-ASSEMBLAGGIO
(PICTURE SHOWES THE RETAINER
IN PRE-ASSEMBLED POSITION)

VISTA DA "S"
(VIEW FROM "S")

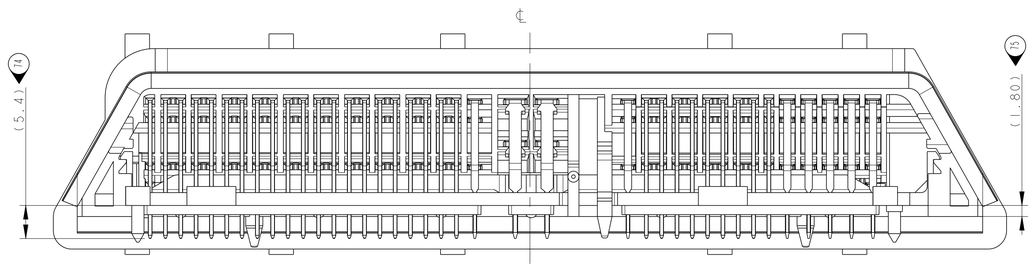

LA FIGURA MOSTRA IL POSIZIONATORE
CONTATTI IN POSIZIONE CHIUSA
(PICTURE SHOWES THE RETAINER
IN CLOSED POSITION)

VISTA DA "S"
(VIEW FROM "S")

P/N -1 COME MOSTRATO
(P/N -1 AS SHOWN)

P/N	REV.	ITEM	DESCRIZIONE (DESCRIPTION)	QUANTITA' (QUANTITY)	MATERIALE (MATERIAL)	COLORE/ TRATT.SUPERF. (COLOUR/ SURF.TREAT.)
284617-1	D	8	CONTROPARTE PORTA CONTATTI MASCHI 154 VIE (PIN/TAB HEADER HOUSING 154 POS.)	1	PA66-GF30	NERO (BLACK)
		7	CONTATTO 1.5x0.63 (TAB CONTACT 1.5x0.63)	20	CuSn	PRE-STAGNATO (PRE-TIN) 2
		6	CONTATTO ⌀0.63 (TAB CONTACT ⌀0.63)	36	CuSn	PRE-STAGNATO (PRE-TIN) 2
		5	CONTATTO 1.5x0.63 (TAB CONTACT 1.5x0.63)	4	CuSn	PRE-STAGNATO (PRE-TIN) 2
		4	5 CONTATTO 2.8x0.8 (TAB CONTACT 2.8x0.8)	6	CuSn	PRE-STAGNATO (PRE-TIN) 2
		3	CONTATTO 1.5x0.63 (TAB CONTACT 1.5x0.63)	4	CuSn	PRE-STAGNATO (PRE-TIN) 2
		2	CONTATTO ⌀0.63 (TAB CONTACT ⌀0.63)	84	CuSn	PRE-STAGNATO (PRE-TIN) 2
		1	POSIZIONATORE PIN 154 VIE (154 POS. PIN RETAINER)	1	PA66-GF30	NERO (BLACK)

THIS DRAWING IS A CONTROLLED DOCUMENT.
QUESTO DISEGNO È UN DOCUMENTO CONTROLLATO DI PROPRIETA' E RESPONSABILITA' DELLA TYCO ELECTRONICS CORPORATION. È SOGGETTO A VARIAZIONI. PER OTTENERE L'ULTIMA REVISIONE DEL DISEGNO CONTATTARE L'UFFICIO TECNICO RESPONSABILE.

DIMENSIONS: DIMENSIONI: mm
TOLERANCES UNLESS OTHERWISE SPECIFIED: TOLLERANZE: SE NON DIVERSAMENTE SPECIFICATO
0 PLC/DEC: ±0.5
1 PLC/DEC: ±0.3
2 PLC/DEC: ±0.3
3 PLC/DEC: ±
4 PLC/DEC: ±
ANGLES/ANGOLI ±1°
MATERIAL MATERIALE - -
FINISH FINITURA - -

PRODUCT CHARACTERISTICS ACC. QMP EMEA_12
CARATTERISTICHE DEL PRODOTTO IN ACCORDO ALLA SPEC. QMP EMEA_12

DWN/DIS. D.BISETTI 22JAN11
CHK/CONT. M.CURLINO 22JAN11
APVD/APP. -
PRODUCT SPEC SPEC DI PRODOTTO 108-20235
APPLICATION SPEC SPEC DI APPLICAZIONE -
WEIGHT PESO -

TE Connectivity

NAME NOME PIN / TAB HEADER ASSY. 154 POS. PORTA CONTATTI MASCHI 154 VIE -

SIZE A1 | CAGE CODE 00779 | DRAWING NO NUMERO C-284617 | RESTRICTED TO -

CUSTOMER DRAWING | DISEGNO PER CLIENTE SOLO PER RIFERIMENTO | SCALE SCALA 2:1 | SHEET FOGLIO 1 OF DI 2 | REV D

4805 (3/13)

THIS DRAWING IS UNPUBLISHED.
QUESTO DISEGNO NON DEVE ESSERE DIVULGAZIONE
© COPYRIGHT 2011 BY -

RELEASED FOR PUBLICATION 2007
E' CONSENTITA LA DIVULGAZIONE
ALL RIGHTS RESERVED.
INTERNAZIONALE TUTTI I DIRITTI RISERVATI.

REVISIONS REVISIONI					
P	LTR REV	DESCRIPTION DESCRIZIONE	DATE DATA	DWN DIS.	APVD APP.
	-	SEE SHEET 1	-	-	-

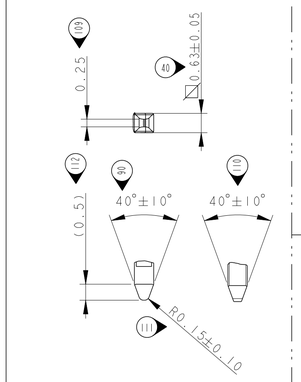

DETTAGLIO X -LATO SALDATURA-
(x120)
SCALA 10:1
(DETAIL X -SOLDERING SIDE- (x120)
SCALE 10:1)

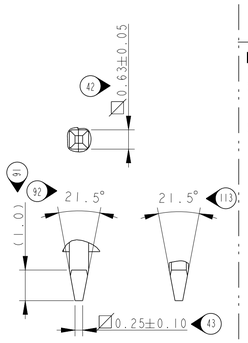

DETTAGLIO Y -LATO SALDATURA-
(x28)
SCALA 10:1
(DETAIL Y -SOLDERING SIDE- (x28)
SCALE 10:1)

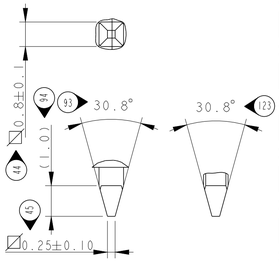

DETTAGLIO Z -LATO SALDATURA-
(x6)
SCALA 10:1
(DETAIL Z -SOLDERING SIDE- (x6)
SCALE 10:1)

DETTAGLIO PIN
-LATO CONNESSIONE-(x120)
SCALA 10:1
(PIN DETAIL)
-MATING SIDE- (x120)
SCALE 10:1

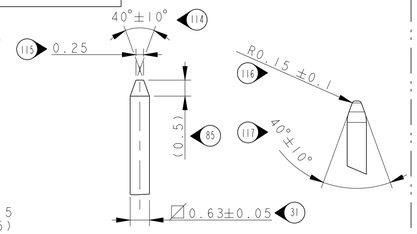

TOLLERANZA GENERALE ±0.15
(GENERAL TOLERANCE ±0.15)

DETTAGLIO TAB 1.6
-LATO CONNESSIONE-(x28)
SCALA 10:1
(TAB 1.6 DETAIL)
-MATING SIDE-(x28)
SCALE 10:1

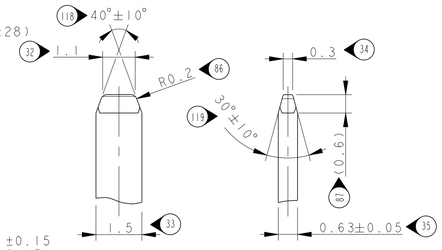

TOLLERANZA GENERALE ±0.15
(GENERAL TOLERANCE ±0.15)

DETTAGLIO TAB 2.8
-LATO CONNESSIONE-(x6)
SCALA 10:1
(TAB 2.8 DETAIL)
-MATING SIDE- (x6)
SCALE 10:1

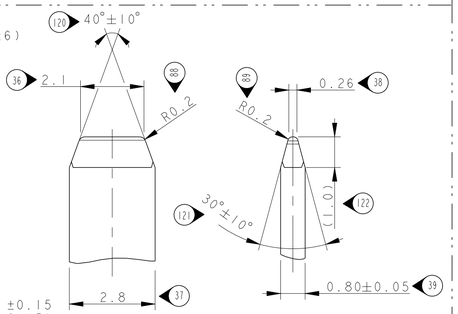

TOLLERANZA GENERALE ±0.15
(GENERAL TOLERANCE ±0.15)

VISTA DA "R"
VEDI FOGLIO 1/1
(VIEW FROM "R"
SEE SHEET 1/1)

SEE DETAIL S

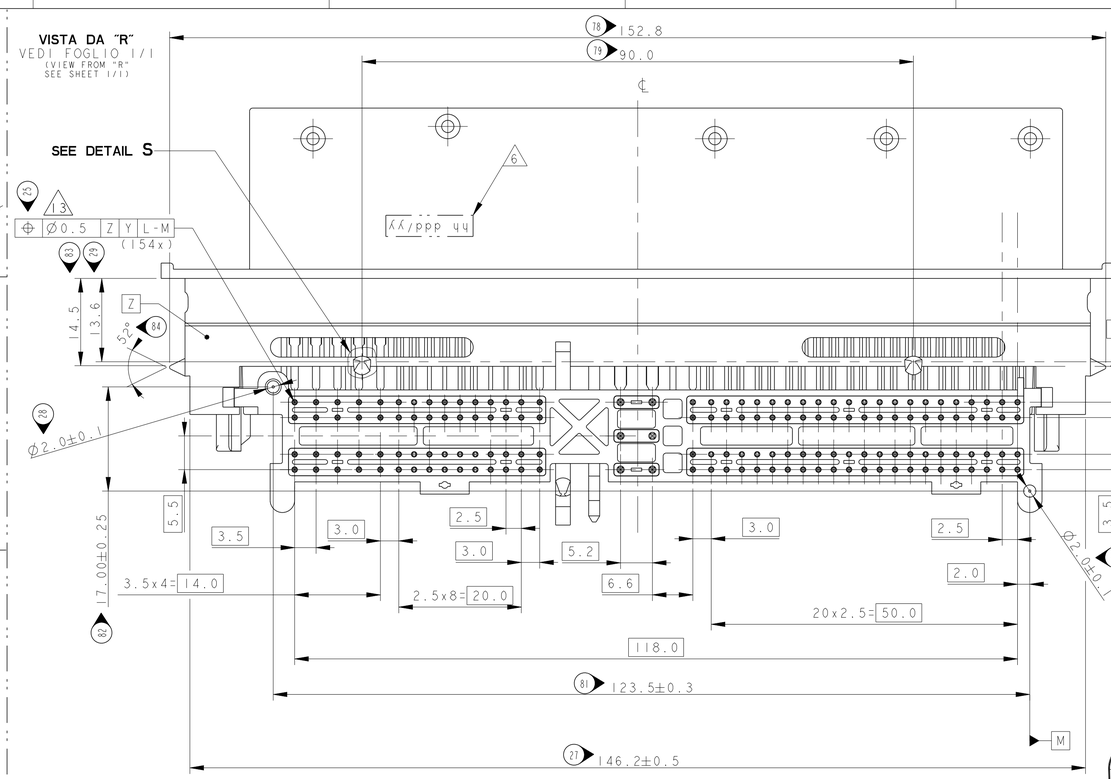

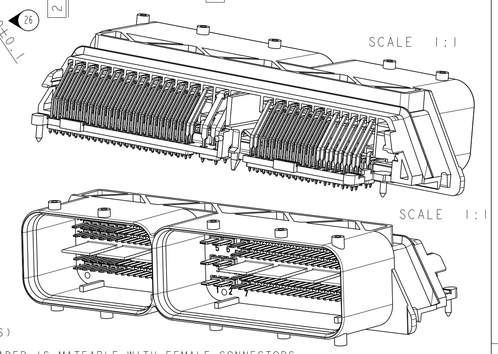

NOTE:
(NOTES)

1) HEADER IS MATEABLE WITH FEMALE CONNECTORS
TE P/Ns 284743-1 (60 POS),AND 284742-1 (94 POS)
IL CONNETTORE SI ACCOPPIA CON LE CONTROPARTI:
FEMMINA TE P/Ns 284743-1 (60 POS.),E 284742-1 (94 POS)

2) FINITURA SUPERFICIALE CONTATTI:
(TAB CONTACTS SURFACE TREATMENT:)

MQS PIN 0.63x0.63 : PRE-TIN
(PIN MQS 0.63x0.63 : STAGNATO)
TAB CONTACT 1.5x0.63 : PRE-TIN,
WITH LEAD-FREE POST-TIN PLTG. ON SOLDERING SIDE
(CONTATTO 1.5 x 0.63 : PRE-STAGNATO CON POST-STAGNATURA LEAD-FREE SUL LATO SALDATURA)
TAB CONTACT 2.8x0.8 : PRE-TIN,
WITH LEAD-FREE POST-TIN PLTG. ON SOLDERING SIDE))
(CONTATTO 2.8x0.8 : PRE-STAGNATO CON POST-STAGNATURA LEAD-FREE SUL LATO SALDATURA)

3) CONNECTOR IS SUPPLIED WITH THE RETAINER
IN PRE-ASSEMBLED POSITION
(IL CONNETTORE E' FORNITO CON IL POSIZIONATORE DEI CONTATTI IN POSIZIONE PRE-ASSEMBLATA)

4) MEASURED IN THE MIDDLE POINT OF RECEPTACLE SIDE
MAX DEFORMATION ALLOWED 26.5 mm IN THE MIDDLE
(MISURATA NEL PUNTO MEDIO DELLA VASCHETTA, MASSIMA DEFORMAZIONE AMMESSA 26.5 MM MIN AL CENTRO)

5) TABS 2.8x0.8 WITH SHOULDER ARE USED FOR CONTACT
CAVITIES 3,4,5,6.
TABS 2.8x0.8 WITHOUT SHOULDER ARE USED FOR CONTACT
CAVITIES 1 AND 2
PER I CONTATTI SONO UTILIZZATE LE SCHEDE 2.8x0.8 CON SPALLA
CAVITA' 3,4,5,6
PER I CONTATTI SONO UTILIZZATE LE SCHEDE 2.8x0.8 SENZA SPALLA
CAVITA' 1 E 2

6) IN THIS AREA: TIME OF PRODUCTION (hh ddd/yy)
In diesem Bereich: Produktionszeit (hh ttt/jj)

7) ALL TABS 1.5 ARE MEASURED TACTILE 6.0 MM FROM DATUM G

8) ALL PINS 0.63 X 0.63 ARE MEASURED OPITICAL AT PIN TIP

9) ALL TABS 1.5 ARE MEASURED TACTILE 6.0 MM FROM DATUM G

10) ALL TABS 2.8 ARE MEASURED TACTILE 5.5 MM FROM DATUM H

11) ALL TABS 1.5 ARE MEASURED TACTILE 6.0 MM FROM DATUM H

12) ALL PINS 0.63 X 0.63 ARE MEASURED OPITICAL AT PIN TIP

13) AT PCB SIDE ALL CONTACTS ARE MEASURED OPITICAL AT PIN TIP

14) PACKING AND SHIPPING ACCORDING TO TE SPECIFICATION
PREVENTS THE CONNECTOR PINS FROM DAMAGES
(L'IMBALLAGGIO E LA SPEDIZIONE SONO IN ACCORDO ALLE SPECIFICHE TE E PROTEGGONO I PIN DEL CONNETTORE DA DANNEGGIAMENTI E URTI ACCIDENTALI)

15) REFERENCE CONTACTS FOR MEASURING:
PIN 14 (60 POS. MODULE - STITCHING HEIGHT 7.9+0.3-0.2))
TAB 35 (60 POS. MODULE - STITCHING HEIGHT 7.3+0.3-0.2)
TAB 29 (94 POS. MODULE - STITCHING HEIGHT 7.6+0.3-0.2
PIN 74 (94 POS. MODULE - STITCHING HEIGHT 7.9+0.3-0.2))
(CONTATTI DI RIFERIMENTO PER MISURA:)
PIN 14 (MODULO 60 POS.- ALTEZZA DI PIANTAGGIO 7.9+0.3-0.2)
TAB 35 (MODULO 60 POS. - ALTEZZA DI PIANTAGGIO 7.3+0.3-0.2)
TAB 29 (MODULO 94 POS. - ALTEZZA DI PIANTAGGIO 7.6+0.3-0.2)
PIN 74 (MODULO 94 POS. - ALTEZZA DI PIANTAGGIO 7.9+0.3-0.2)

SCHEMA DI FORATURA CIRCUITO STAMPATO
(PCB LAYOUT)
LATO MONTAGGIO HEADER
(HEADER MOUNTING SIDE)

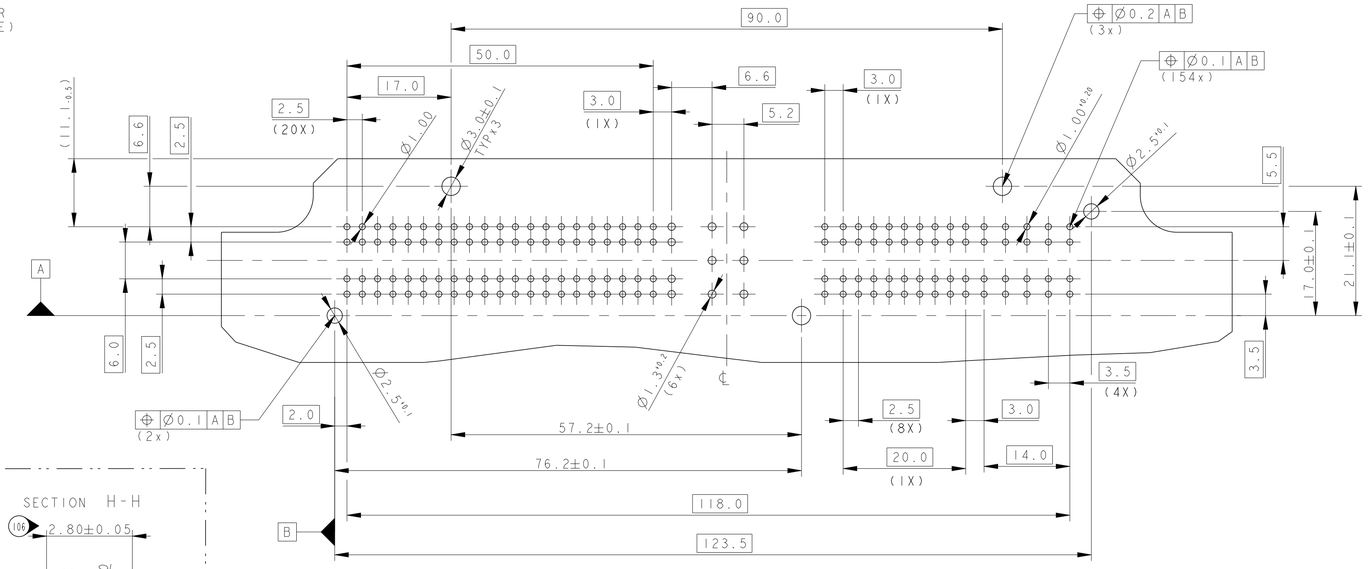

USCITA CAVI PER CONNETTORE 94 POS.
(CABLE EXIT FOR 94 POS. CONNECTOR)

USCITA CAVI PER CONNETTORE 60 POS.
(CABLE EXIT FOR 60 POS. CONNECTOR)

SPESSORE CIRCUITO STAMPATO 1.6±0.1
(CIRCUIT BOARD THICKNESS 1.6±0.1)

DETAIL S
PROFILO FISSAGGI PCB
BOARD LOCK PROFILE
(TYP FOR 2 BOARD LOCK)
SCALE 10:1

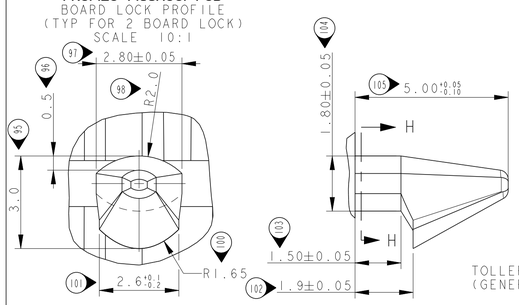

TOLLERANZA GENERALE ±0.15
(GENERAL TOLERANCE ±0.15

THIS DRAWING IS A CONTROLLED DOCUMENT. QUESTO DISEGNO E' UN DOCUMENTO CONTROLLATO DI PROPRIETA' E RESPONSABILITA' DELLA TYCO ELECTRONICS CORPORATION DI CONTRO NON DEVE ESSERE RIPRODOTTO O DIVULGATO SENZA L'ULTIMA REVISIONE DEL DISEGNO CONTATTARE L'UFFICIO TECNICO RESPONSABILE	DWN/DIS. 22JAN11 D.BISETTI CHK/CONT. 22JAN11 M.GIRLINO APVD/APP. -	TE Connectivity	
DIMENSIONS: DIMENSIONI: mm	TOLERANCES UNLESS OTHERWISE SPECIFIED: TOLLERANZE DI NON DIVERSAMENTE SPECIFICATO 0 PLC/DEC: ±0.5 1 PLC/DEC: ±0.3 2 PLC/DEC: ±0.3 3 PLC/DEC: ±- 4 PLC/DEC: ±- ANGLES/ANGOLI ±1°	PRODUCT SPEC SPEC DI PRODOTTO 108-20235 APPLICATION SPEC SPEC DI APPLICAZIONE	NAME NOME PIN / TAB HEADER ASSY. 154 POS. PORTA CONTATTI MASCHI 154 VIE -
MATERIAL MATERIALE - -	FINISH FINITURA - -	WEIGHT PESO -	SIZE A1 / CAGE CODE 00779 / DRAWING NO NUMERO C-284617 / RESTRICTED TO -
		CUSTOMER DRAWING	DISEGNO PER CLIENTE SOLO PER RIFERIMENTO / SCALE SCALA 2:1 / SHEET FOGLIO 2 OF DI 2 / REV D

4805 (3/13)