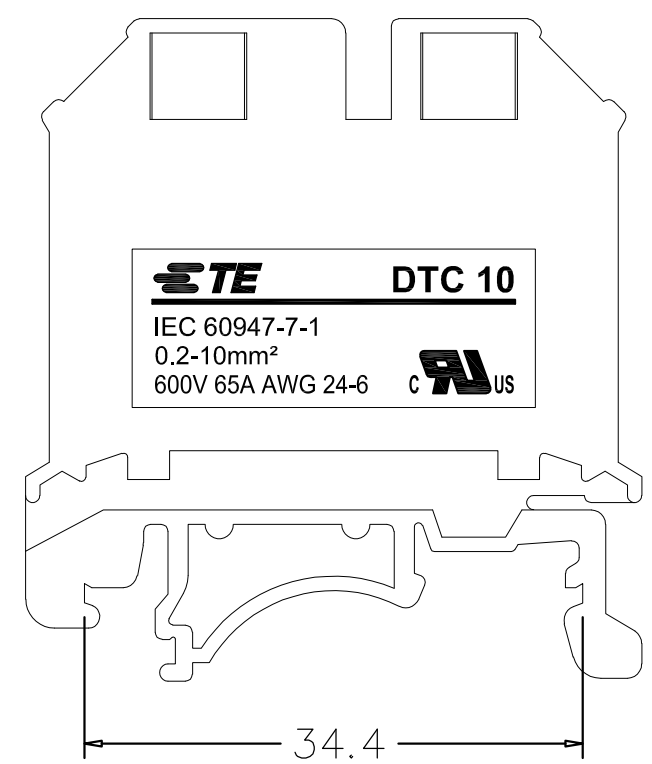
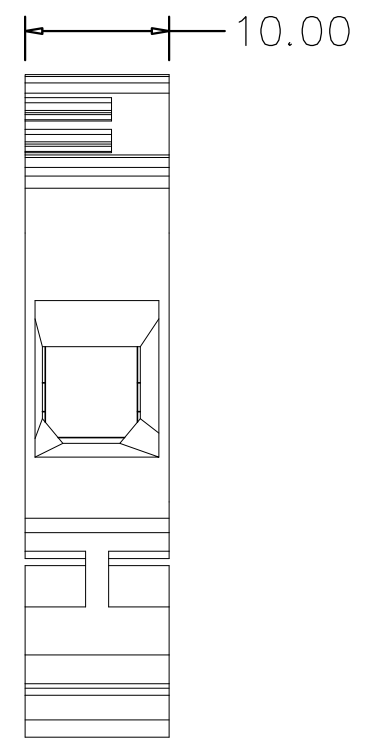
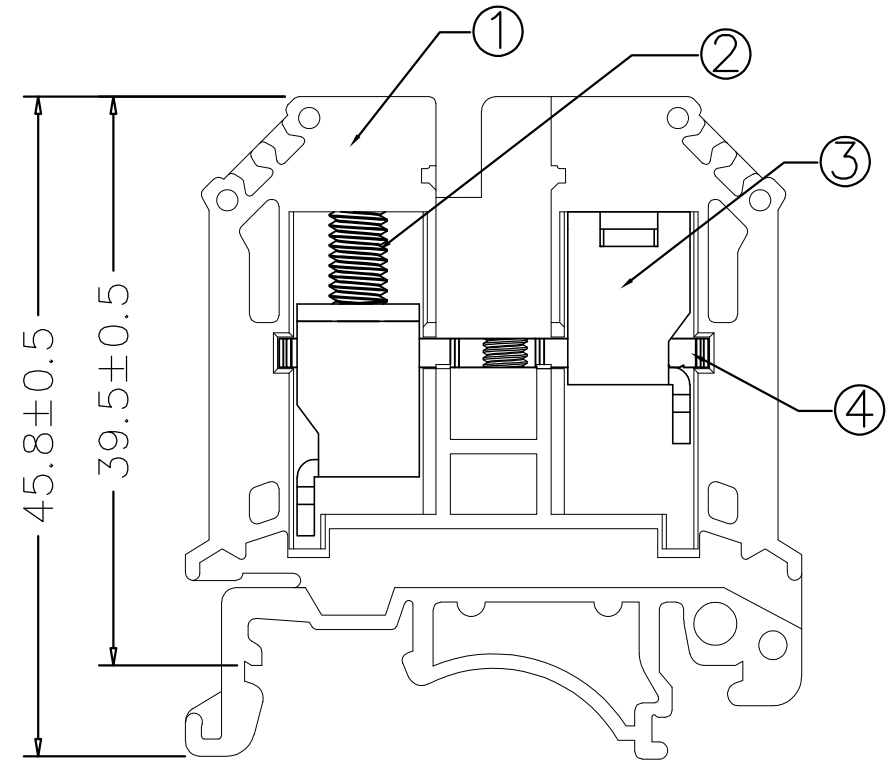
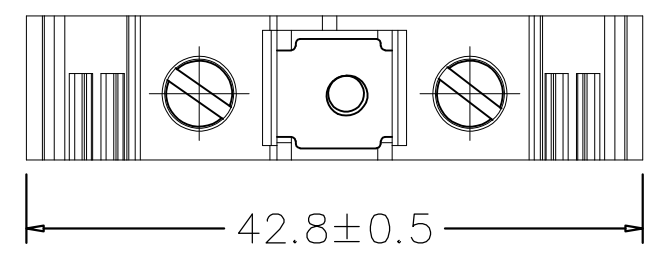


THIS DRAWING IS UNPUBLISHED. RELEASED FOR PUBLICATION
 © COPYRIGHT - By - ALL RIGHTS RESERVED.

REVISIONS				
P	LTR	DESCRIPTION	DATE	APVD
	A	OFFICIAL VERSION RELEASE	25DEC2016	F.Y X.X



NOTES:

1. Material: See table
2. Rated current & voltage : (UL)65Amp 600V , (IEC)57Amp 800V
3. Impulse withstand voltage: 8KV
4. Screw Size & TORQUE::M4 , 19 lbs-in (2.15Nm)
5. Wire strip length: 10-12mm
6. Suitable wire size : (UL)24 - 6 AWG , (IEC)0.2-10mm²
7. Requirement for environmental substance must be compliance with ROHS and REACH.

ITEM	COMPONENTS	MATERIAL	Q'TY	PLATING
4	TERMINAL	COPPER	1	Tin Plated
3	CLAMP	STEEL	2	Zinc Plated
2	SCREW	STEEL	2	Zinc Plated
1	HOUSING	THERMOPLASTIC	1	

TE SERIES No.	PART NUMBER	COLOR
	2271684-5	BLACK
	2271684-4	ORANGE
	2271684-3	RED
	2271684-2	BLUE
	2271684-1	GRAY

THIS DRAWING IS A CONTROLLED DOCUMENT.		DWN FENCER YU 25DEC2016	STE TE Connectivity	
DIMENSIONS: mm		CHK KOBBY ZHAO 25DEC2016		
TOLERANCES UNLESS OTHERWISE SPECIFIED:		APVD XIANG XU 25DEC2016	NAME 10mm ² WIRE 1 IN 1 OUT SCREW TYPE TERMINAL BLOCK	
0 PLC ± 0.50		PRODUCT SPEC 108-137172	-	
1 PLC ± 0.40		APPLICATION SPEC 114-137172	SIZE A3	CAGE CODE 00779
2 PLC ± 0.30		WEIGHT 18 g	DRAWING NO C-2271684	RESTRICTED TO -
3 PLC ± -		CUSTOMER DRAWING		
4 PLC ± -		SCALE 1:1		
ANGLES ± 3'		SHEET 1 OF 1		
FINISH -		REV A		