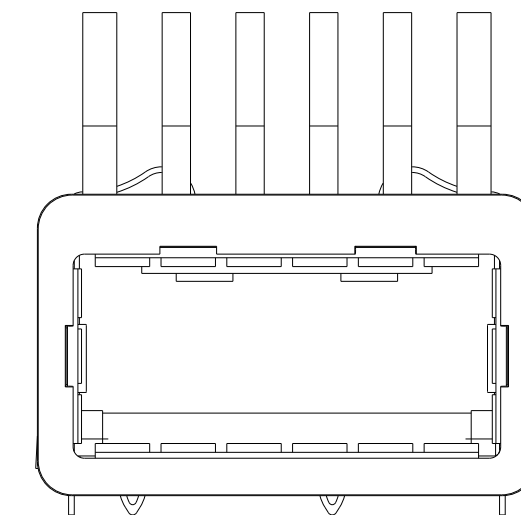
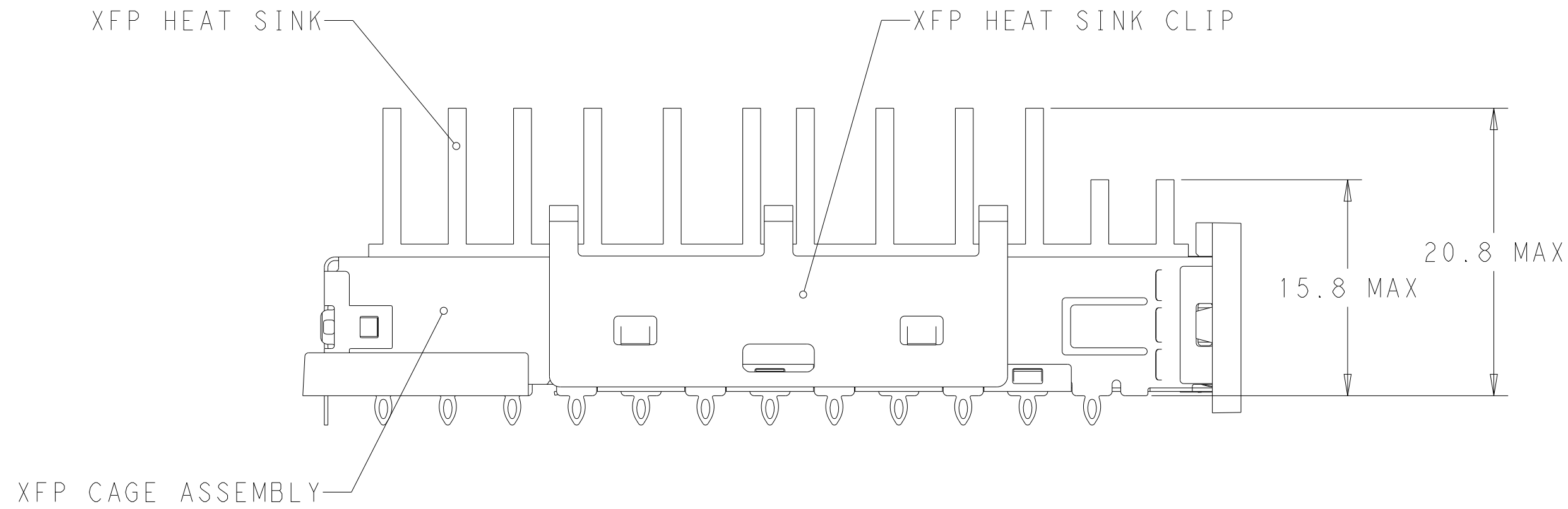
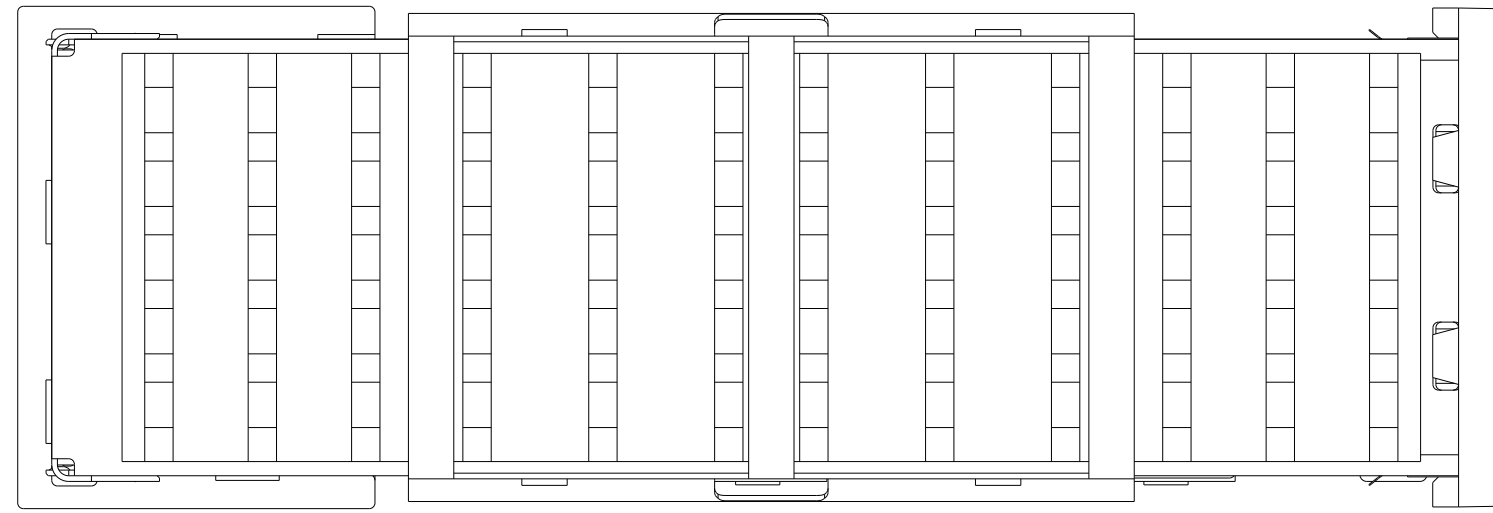


THIS DRAWING IS UNPUBLISHED. RELEASED FOR PUBLICATION
 © COPYRIGHT copyright_date BY TYCO ELECTRONICS CORPORATION. ALL RIGHTS RESERVED.

LOC	DIST	REVISIONS					
ES	00	P	LTR	DESCRIPTION	DATE	DWN	APVD
		2		PROPOSAL	12JAN2011	KS	MQ.W
		A		RELEASE PER ECR-11-000740	23MAR2011	KS	MQ.W
		A1		REVISED PER ECO-11-012169	15JUN2011	KS	MQ.W
		B		REVISED PER ECN-23-243336	15DEC2023	-	-

1. MATES WITH XFP MSA COMPLIANT TRANSCEIVERS;
2. SEE COMPONENT DRAWINGS FOR COMPONENT DIMENSIONS AND INFORMATION.



1489948-2	2170040-1	1489951-3	2170041-1
HEAT SINK CLIP	HEAT SINK	CAGE ASSEMBLY	PART NUMBER
<small>THIS DRAWING IS A CONTROLLED DOCUMENT FOR TYCO ELECTRONICS CORPORATION. IT IS SUBJECT TO CHANGE AND THE CONTROLLING ENGINEERING ORGANIZATION SHOULD BE CONTACTED FOR THE LATEST REVISION.</small>		DWN 12JAN2011 KINSEN SUN CHK 12JAN2011 MANQIAN WANG APVD 12JAN2011 JINHUA CHEN PRODUCT SPEC 108-2127 APPLICATION SPEC 114-13096 WEIGHT - CUSTOMER DRAWING	
DIMENSIONS: mm 		TOLERANCES UNLESS OTHERWISE SPECIFIED: 0 PLC ± 1 PLC ±0.1 2 PLC ±0.05 3 PLC ±0.005 4 PLC ± ANGLES ±1° FINISH -	
MATERIAL -		Tyco Electronics Shanghai, China, 200223 NAME XFP KIT ASSEMBLY SIZE A2 CAGE CODE 00779 DRAWING NO C-2170041 RESTRICTED TO - SCALE 3:1 SHEET 1 OF 1 REV B	